



***Statistics Report
May 2015***

***John J. Russo
Administrative and Presiding Judge***

TABLE OF CONTENTS

Criminal Statistics

Newly Filed, Re-Activated and Transferred in Cases _____ 4

Yearly Criminal Terminations _____ 5

Pending Criminal Cases End of Period _____ 6

Clearance Rate _____ 7

Arrest to Disposition Timeline _____ 8

Average Arrest to Disposition Timeline (Jail Cases) _____ 9

Average Arrest to Disposition Timeline (Non-Jail Cases) _____ 10

Average Arrest to Disposition Timeline (Jail and Non-Jail Cases) _____ 11

Yearly Average Arrest to Disposition Timeline _____ 12

Indictments and Informations Filed With the Clerk of Courts _____ 13

Bail Case Arraignment Activity _____ 14

Overall Arraignment Statistics _____ 15

Foreclosure Statistics

Total Pending Judicial Foreclosure Cases Referred to Magistrates _____ 17

Total Pending Tax Lien & Certificate Cases Referred to Magistrates _____ 18

Percentage of Pending Judicial Foreclosure Cases By Filing Year _____ 19

Judicial Foreclosure Clearance Rate Year 2015 _____ 20

Avg. Number of Days to Disp. (Excl. Bank. Stays & Tax Lien & Tax Cert.) _____ 21

Avg. Number of Days to Disp. (Excl. Bank. Stays & Incl. Tax Lien & Tax Cert.) _____ 22

Total New Judicial Foreclosure Filings _____ 23

New Marsh of Lien/Quiet Title/Partition Case Filings for Years 2005 – 2015 YTD _____ 24

New Marsh of Lien/Quiet Title/Partition Case Filings by month for 2015 YTD _____ 24

New Tax Lien & Certificate Filings for Years 2005 – 2015 YTD _____ 25

New Tax Lien & Certificate Filings by Month for Year 2015 YTD _____ 25

Total New Judicial Foreclosure Filings Years 2005 – 2015 YTD _____ 26

Total New Judicial Foreclosure Filings by Month for Year 2015 YTD _____ 26

Magistrate’s Monthly Reports _____ 27

Report CMSR1062 - Judicial Foreclosure Statistics by Judge _____ 35

Monthly Summary _____ 41

Year to Date Summary _____ 43

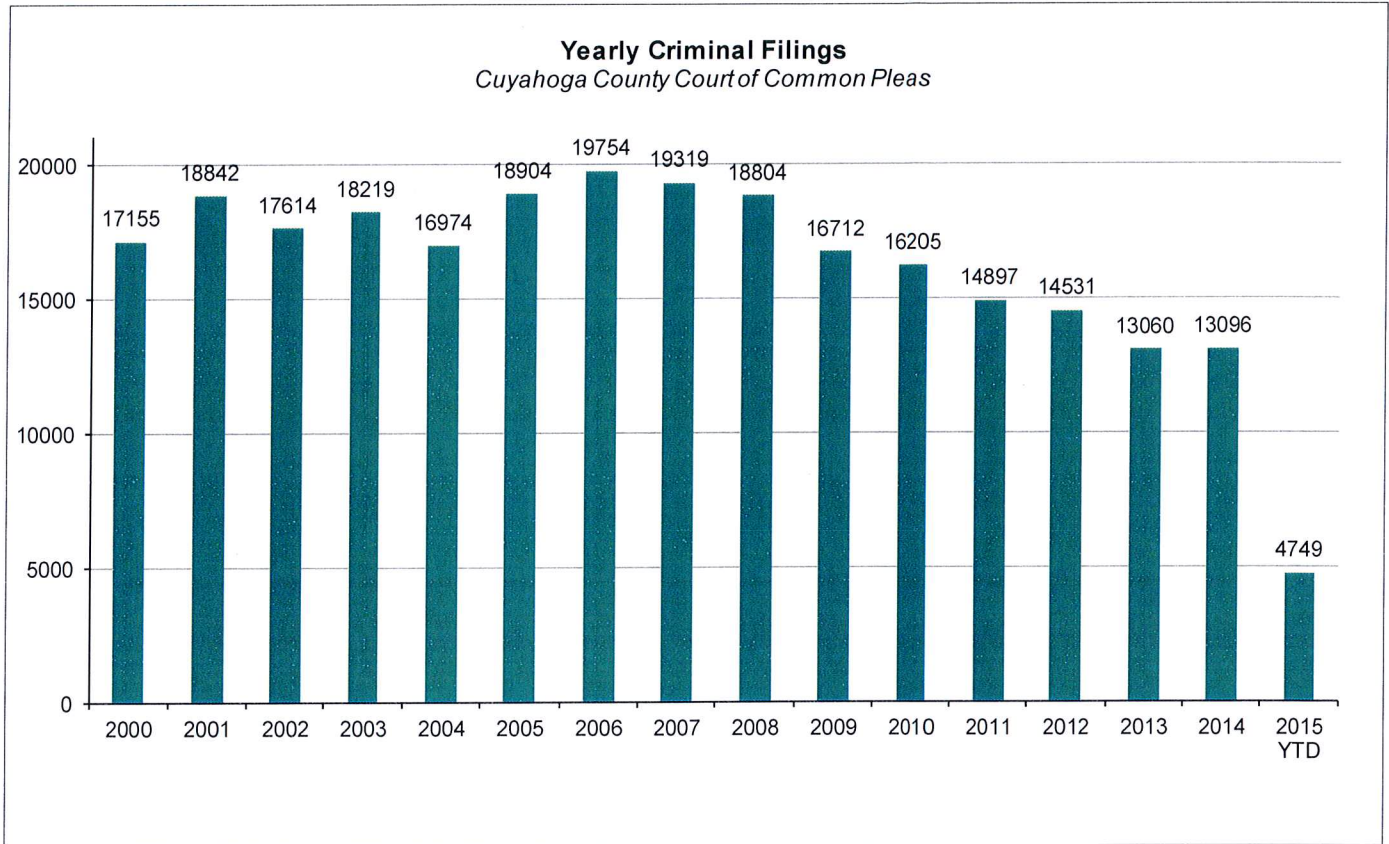
Corrections/Adjustments _____ 45

Criminal Case Statistics

CUYAHOGA COUNTY COMMON PLEAS COURT

Newly Filed, Re-Activated and Transferred in Cases

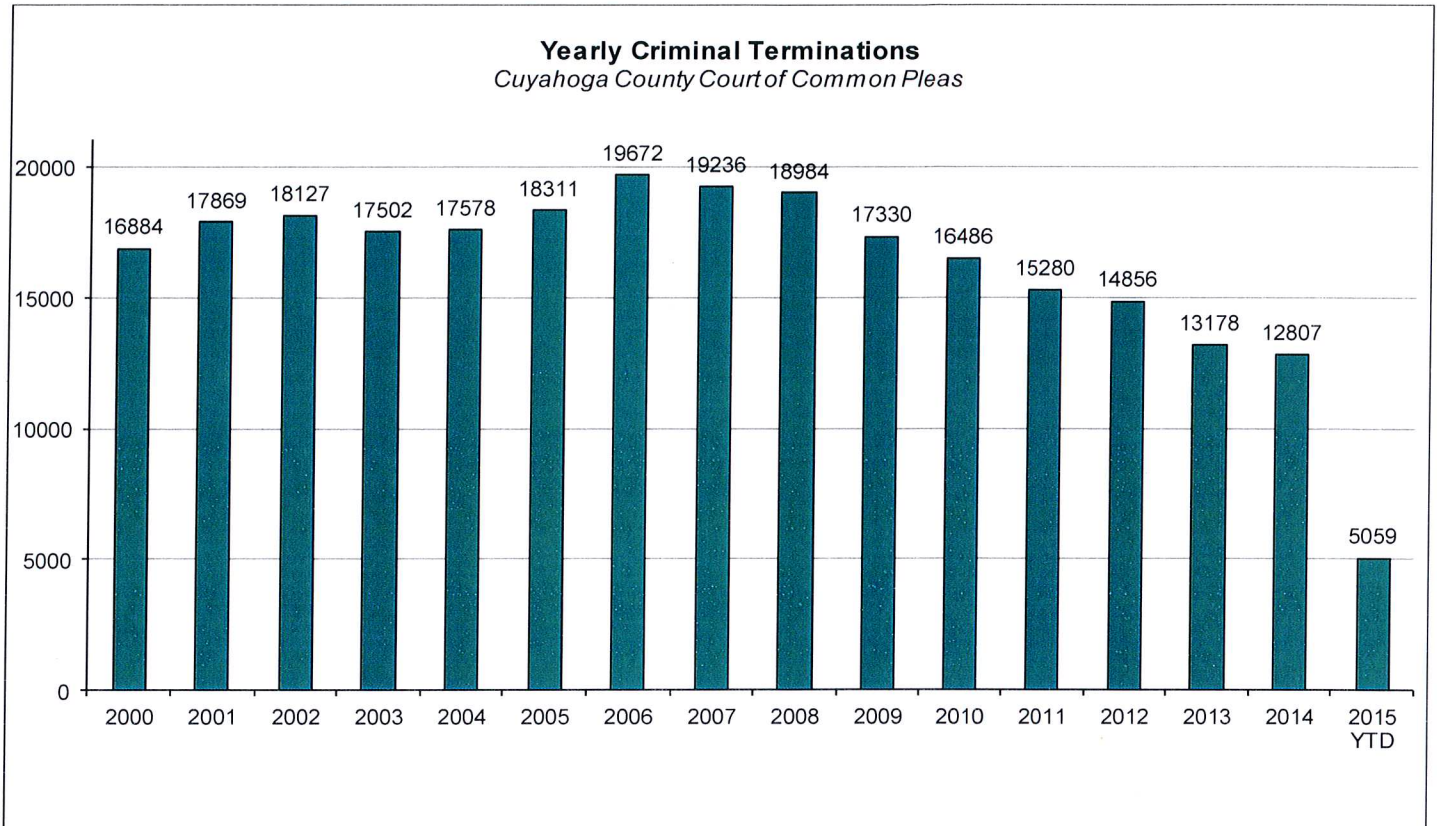
The following chart is a representation of all filed cases in Cuyahoga County Court of Common Pleas from 2000 – May 2015. Newly filed cases are defined as having been arraigned and assigned to a Judge. Re-activated cases are defined as cases where a defendant was unavailable for trial and has now become ready to proceed. Transferred cases are defined as cases moved from one judge's docket to another. This could be due to re-assignment to a Mental Health Judge or after additional information indicates that by Court rule, the case should have been assigned to another Judge.



CUYAHOGA COUNTY COMMON PLEAS COURT

Yearly Criminal Terminations

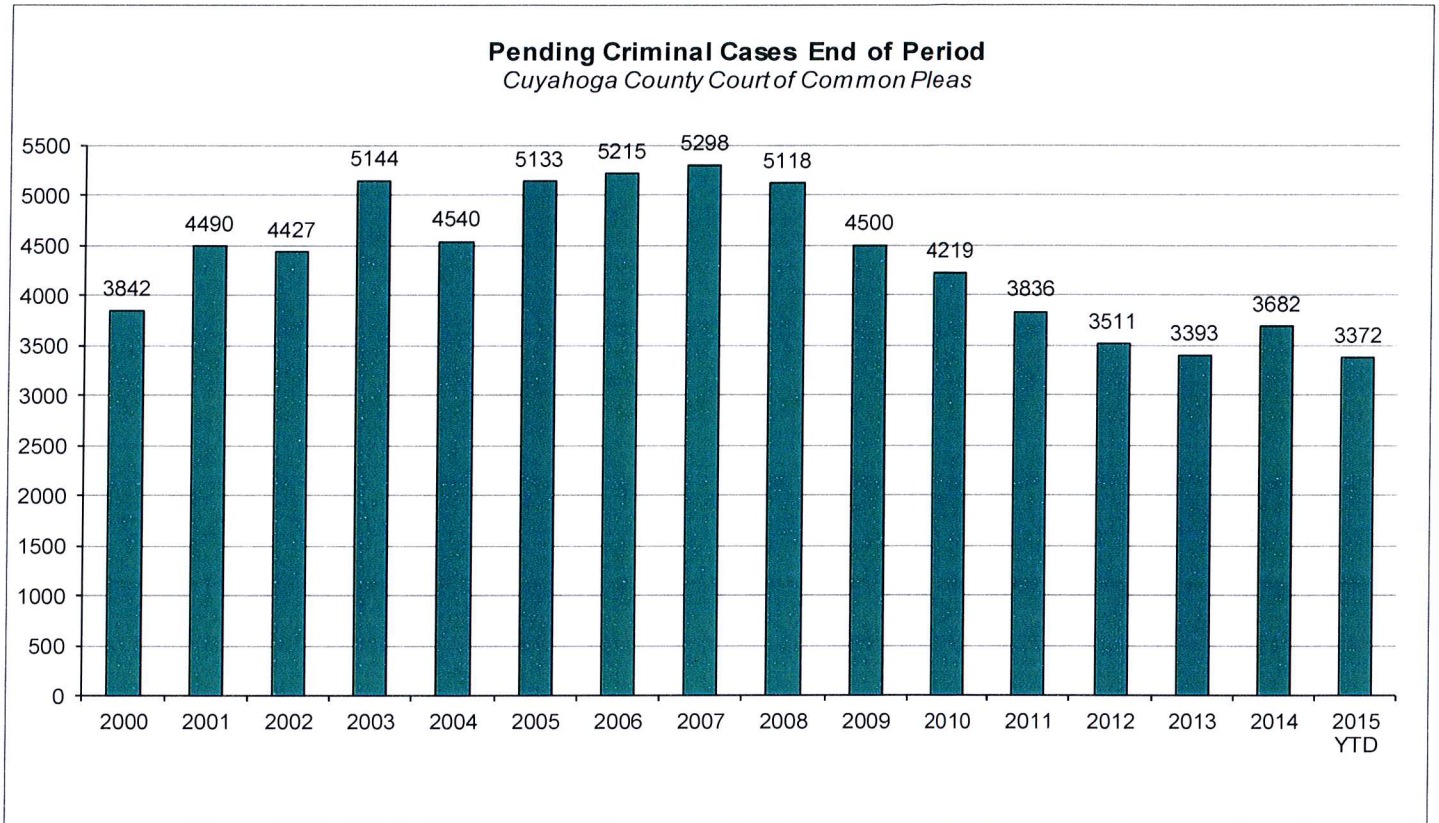
The following chart represents cases that have been terminated by the court from 2000 – May 2015. These cases have been terminated either by trial; plea, dismissal or a defendant is unavailable for trial or sentencing.



CUYAHOGA COUNTY COMMON PLEAS COURT

Pending Criminal Cases End of Period

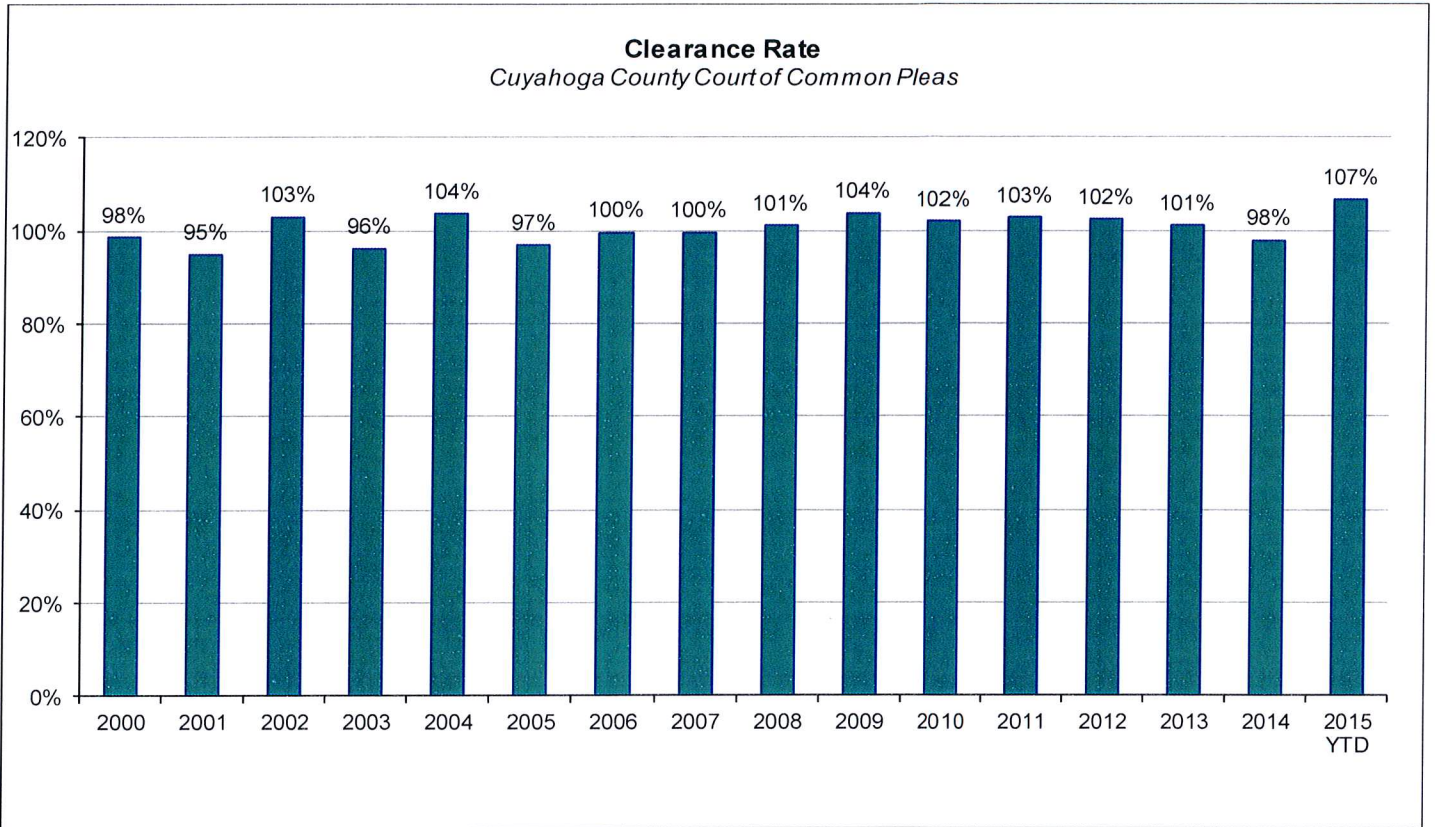
The following chart represents the total number of cases pending at the end of the reporting period from 2000 – May 2015. Pending criminal cases at the end of the period is determined by adding the total number of pending cases at the beginning of the reporting period, and all newly filed, re-activated and transferred in cases. The total number of cases terminated in the period is subtracted from the sum total pending at the beginning of the period to give the value pending at the end of the period.



CUYAHOGA COUNTY COMMON PLEAS COURT

Clearance Rate

The Clearance Rate is the total number of outgoing cases as a percentage of the number of incoming cases. Clearance rate measures whether the court is keeping up with its incoming caseload. If cases are not disposed in a timely manner, a backlog of cases awaiting disposition will grow. A Clearance Rate of 100% indicates that at least as many cases have been filed, reopened, or reactivated in a period have been disposed.



Arrest to Disposition Timeline

Arrest to disposition timeline is a method to measure how felony cases flow through the Cuyahoga County Criminal Justice System. By capturing how long a case takes to move from stage to stage, we can examine where problems may exist and where potential improvements in case processing can be made.

The source data was extracted from the Cuyahoga County Court of Common Pleas Case Management System. The overall population of sample data was based on cases terminated in a given month excluding cases that have gone through diversion programs. A case is defined as a defendant and all charges involved in a single incident. The period for the extracted data is from May 2015.

The stages examined were:

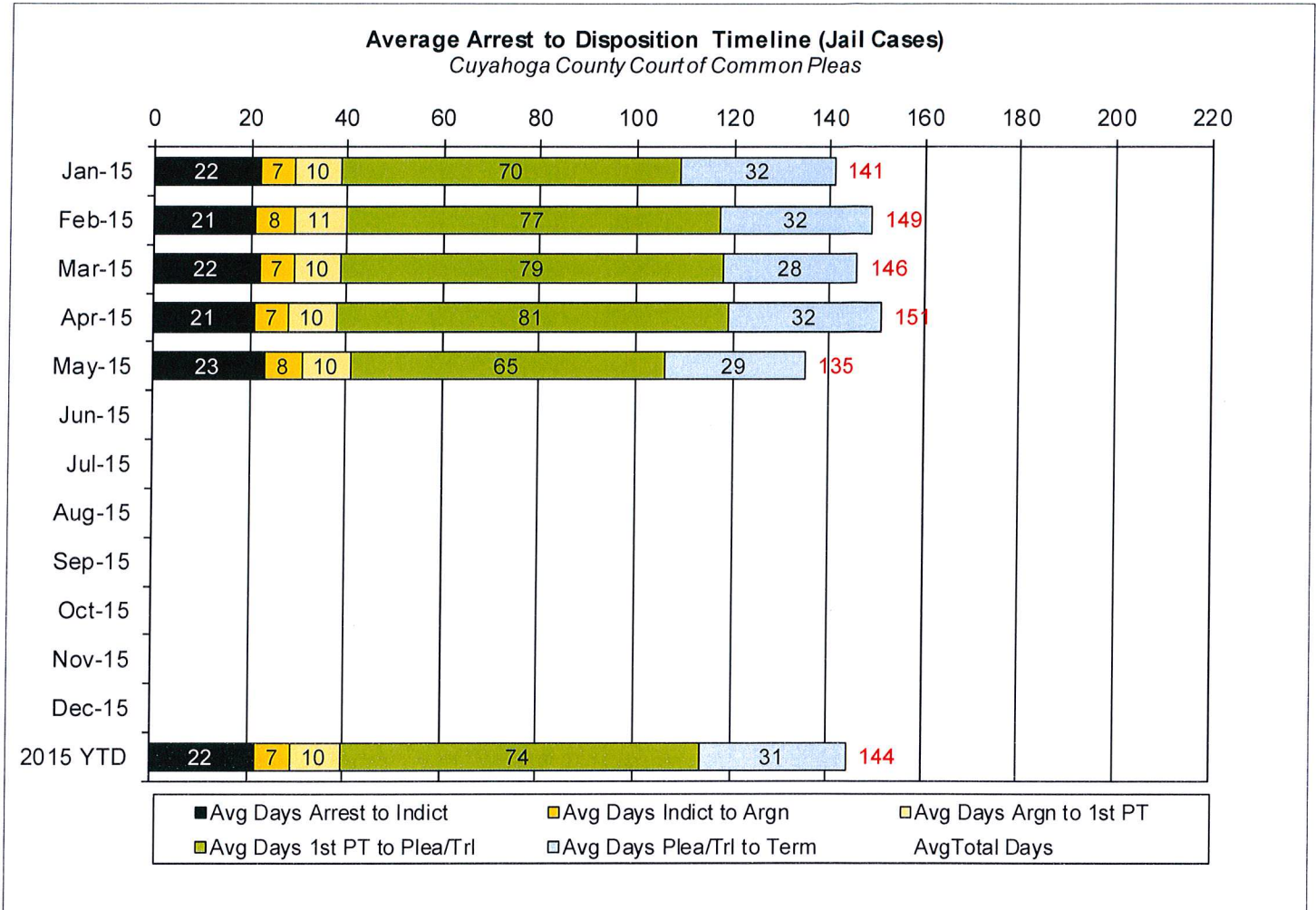
Arrest to Indictment
Indictment to Arraignment
Arraignment to 1st Pre-Trial
1st Pre-Trial to Plea/Trial
Plea/Trial to Termination

Due to the fact that each case may or may not have all of the stage date elements, a method to arrive at stage averages was applied. For a case to be included in the average for a stage there would need to be both dates for the given stage. A case would be included in the Arrest to Indictment stage if both arrest date and indictment date were available. This method was applied to each of the five stages. Next we calculated the total number of cases that met the date criteria for each of the ranges and also the total number of days between each date. To arrive at an average, the total number of days for each case in each range was calculated and divided by the total number of cases that met the date criteria. If a case had a time period or periods where the defendant was capiased or referred to the Psych Clinic, that amount of time was subtracted from the appropriate range. For re-indicted cases, the original arrest date is used.

The following three charts are for Jail, Non-Jail and combined Jail and Non-Jail cases. Jail and Non-Jail cases are defined by the posting of bond prior to plea or trial.

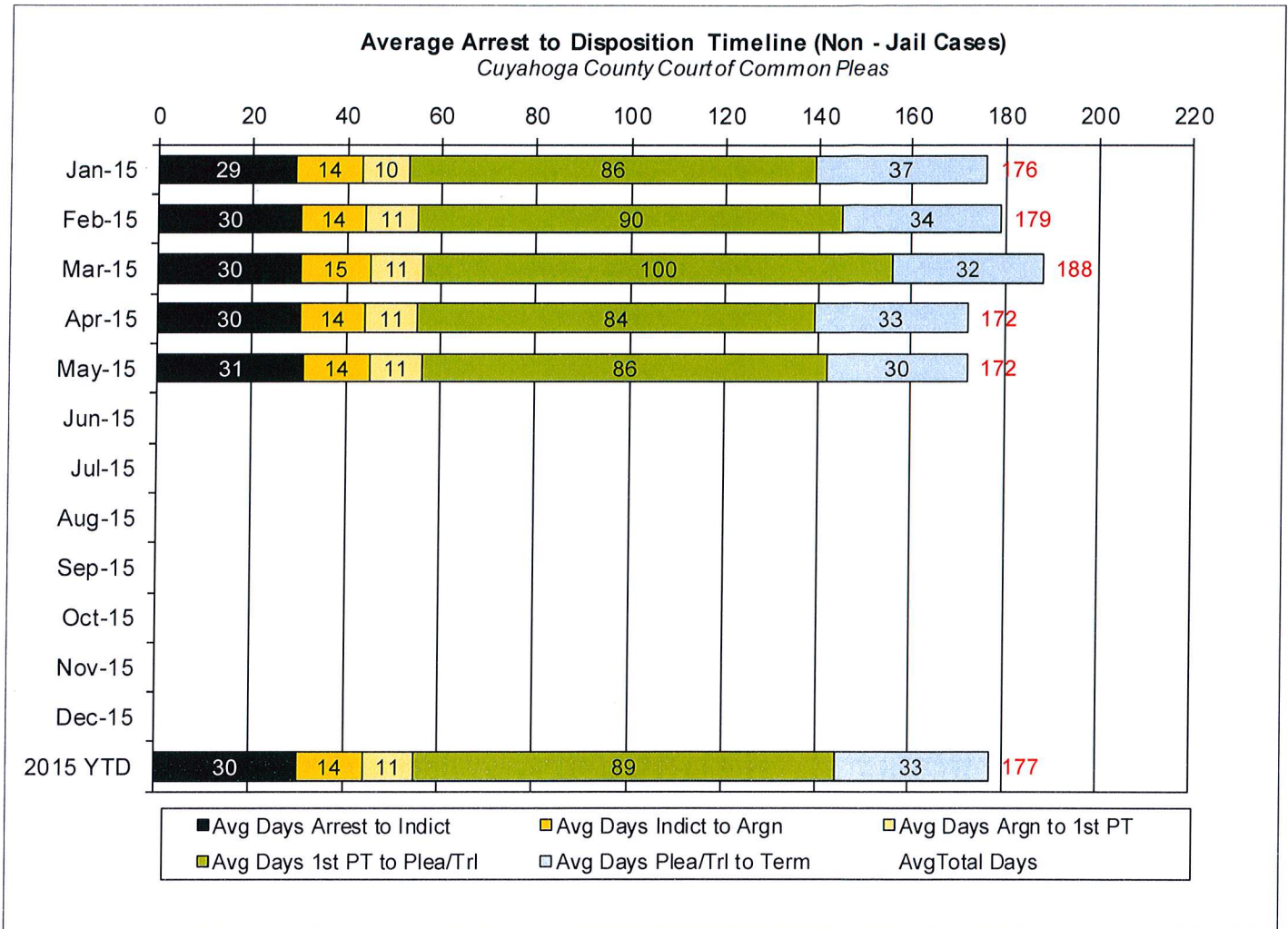
CUYAHOGA COUNTY COMMON PLEAS COURT

Average Arrest to Disposition Timeline (Jail Cases)



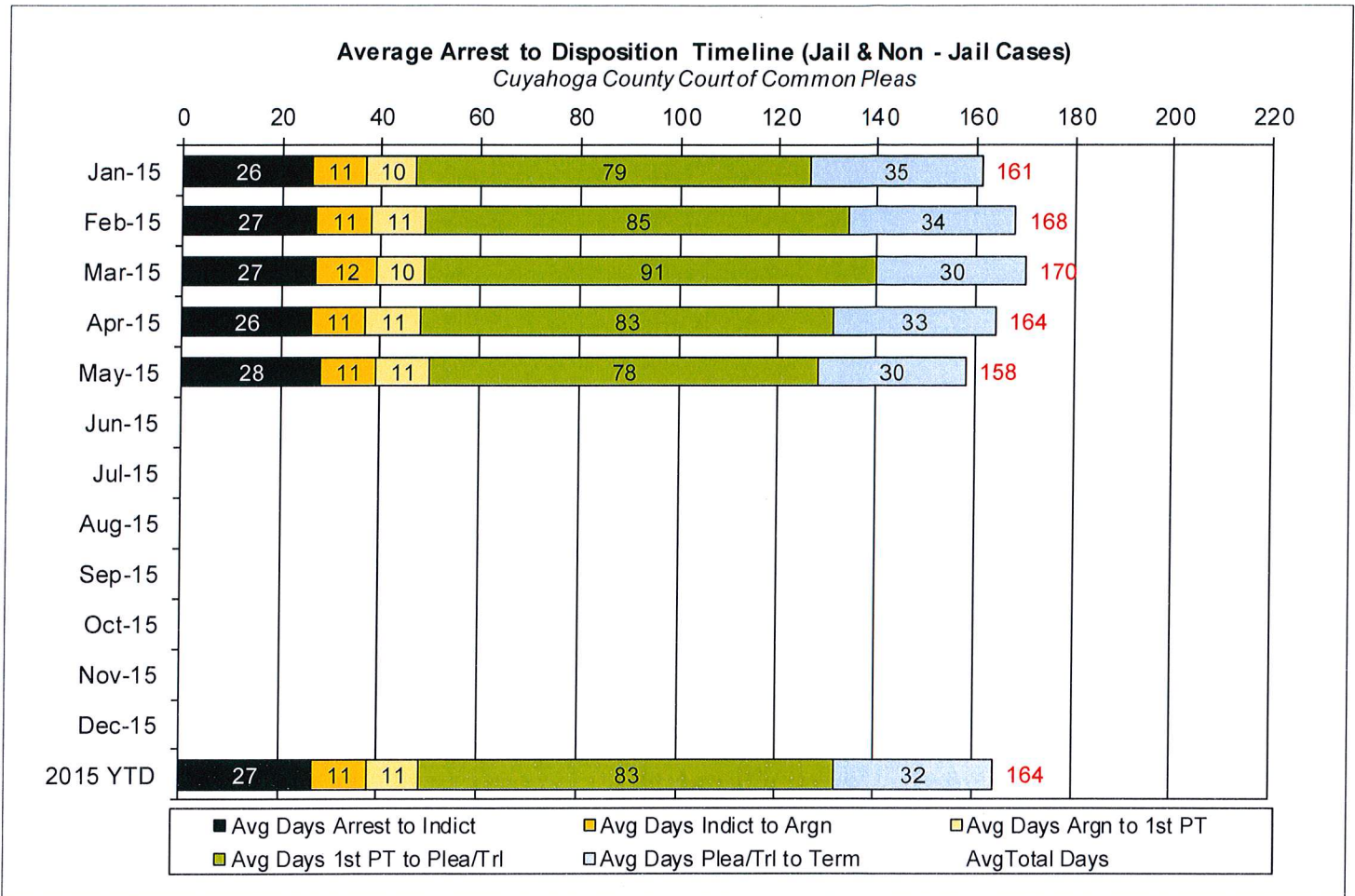
CUYAHOGA COUNTY COMMON PLEAS COURT

Average Arrest to Disposition Timeline (Non-Jail Cases)



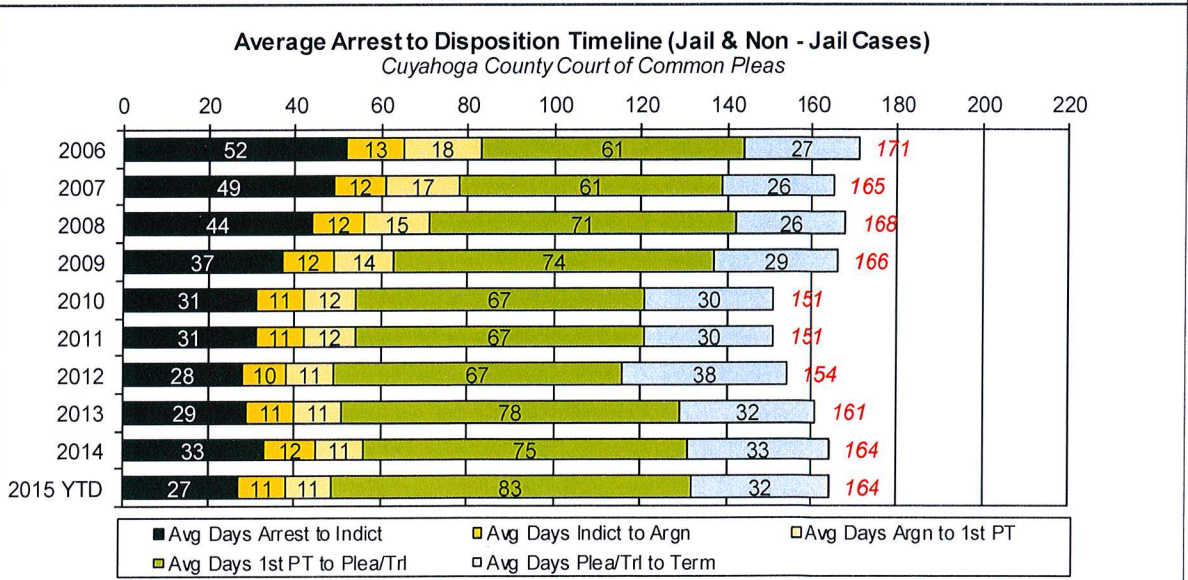
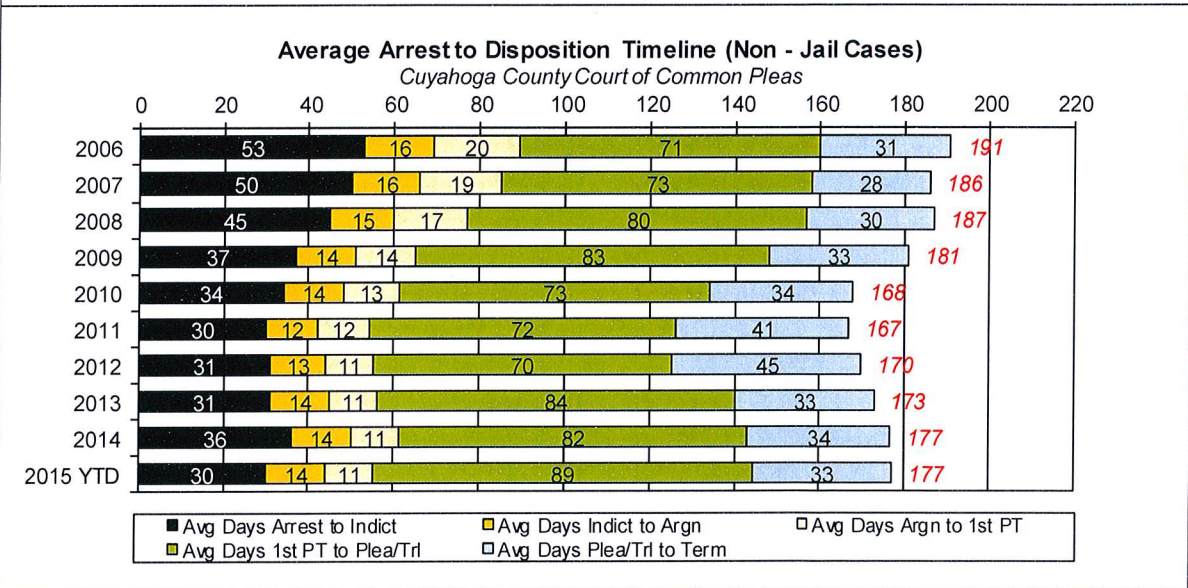
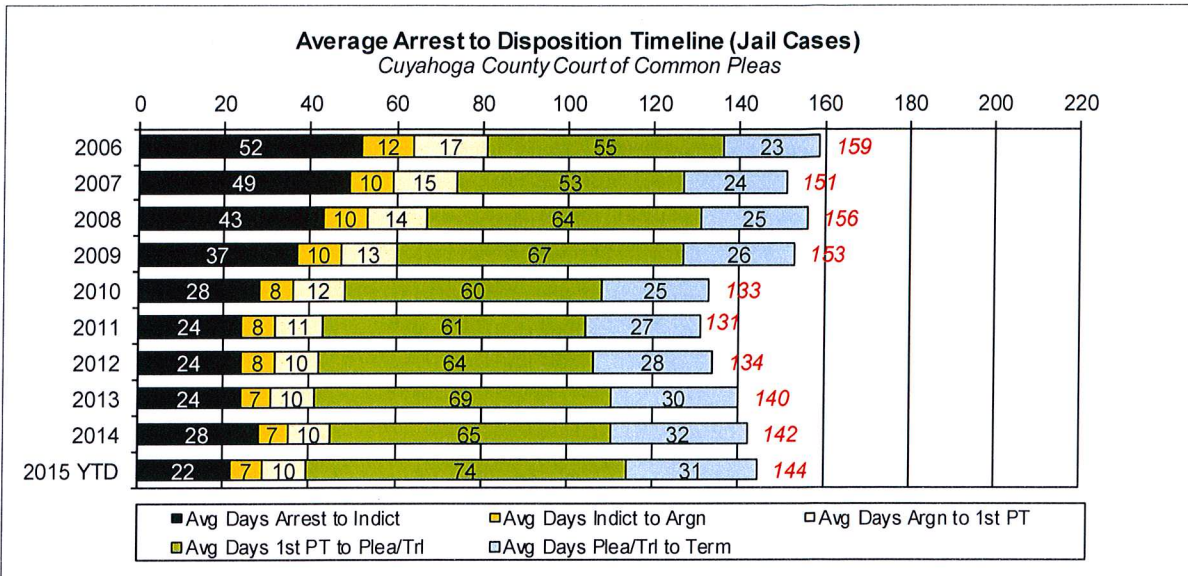
CUYAHOGA COUNTY COMMON PLEAS COURT

Average Arrest to Disposition Timeline (Jail and Non-Jail Cases)



CUYAHOGA COUNTY COMMON PLEAS COURT

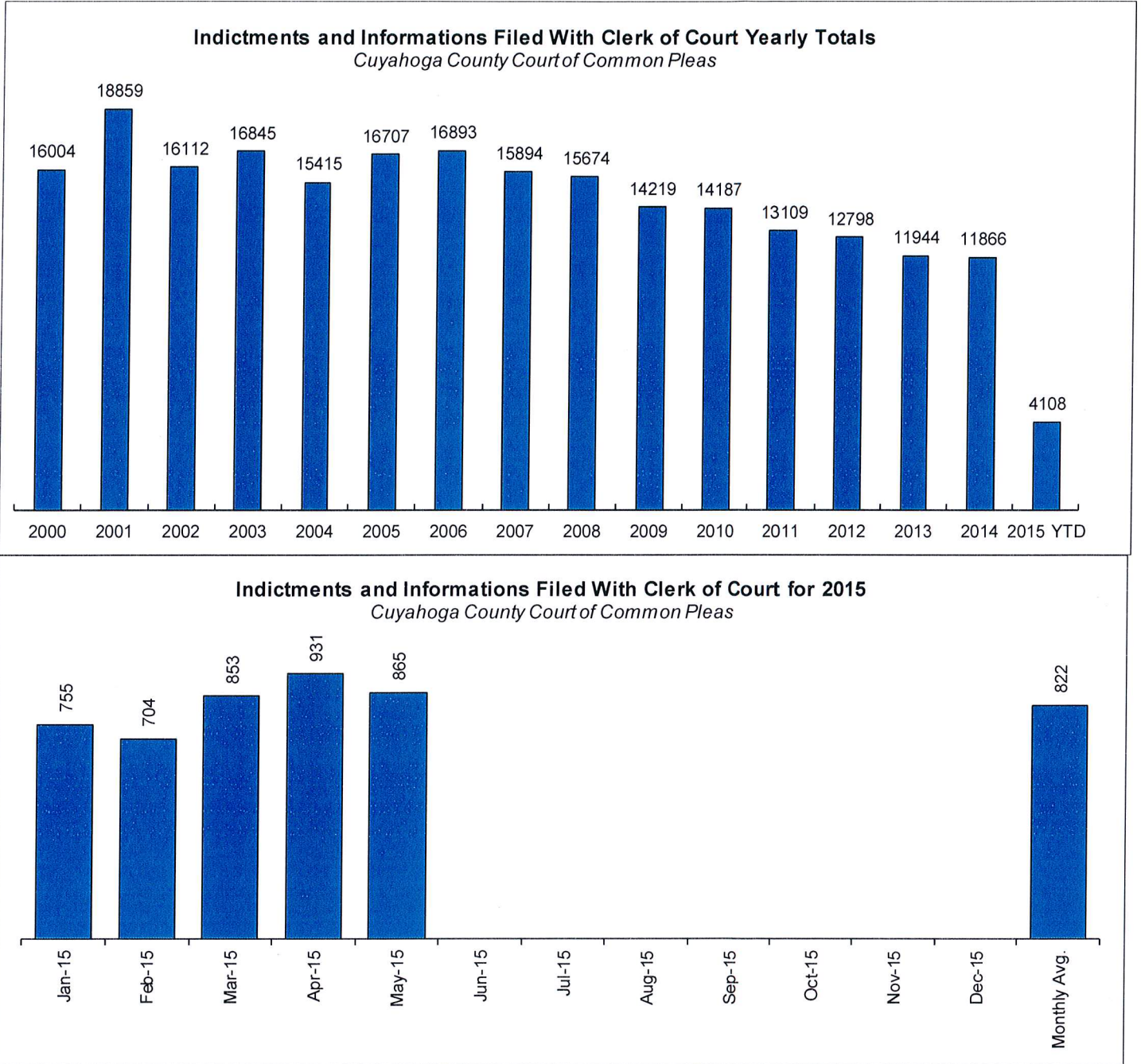
Yearly Average Arrest to Disposition Timeline



CUYAHOGA COUNTY COMMON PLEAS COURT

Indictments and Informations Filed With the Clerk of Courts

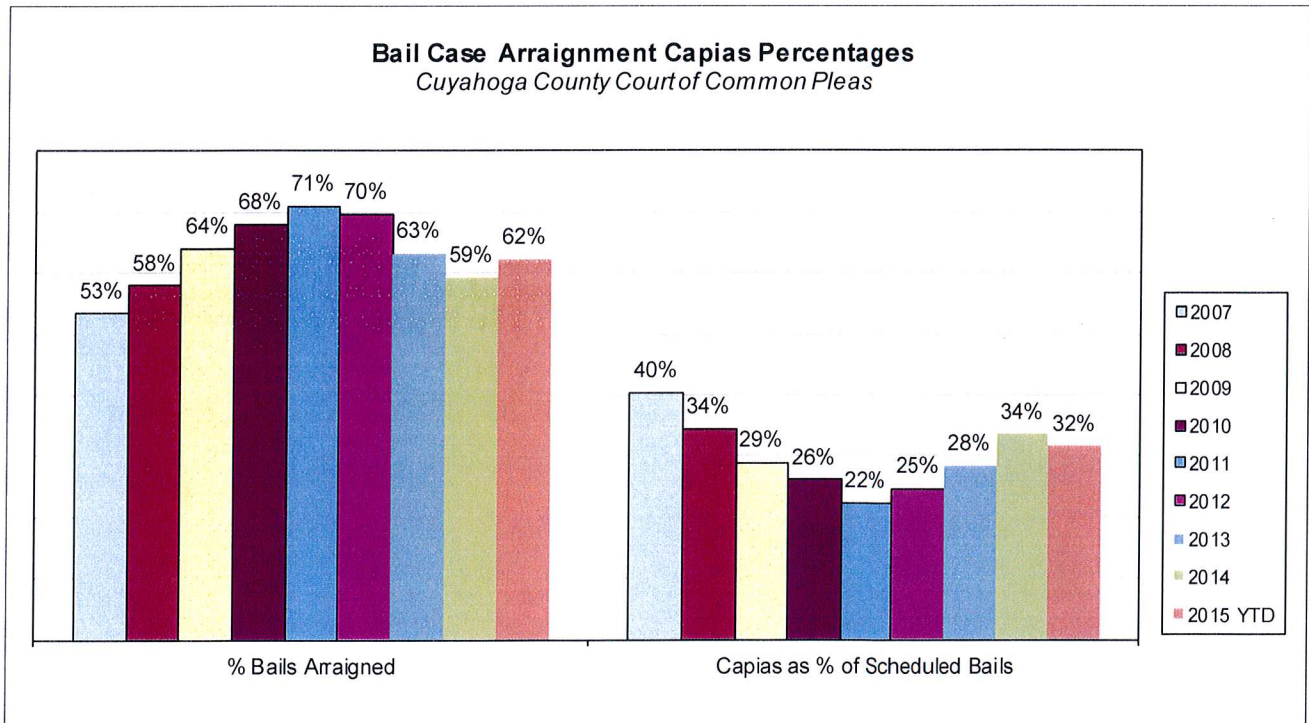
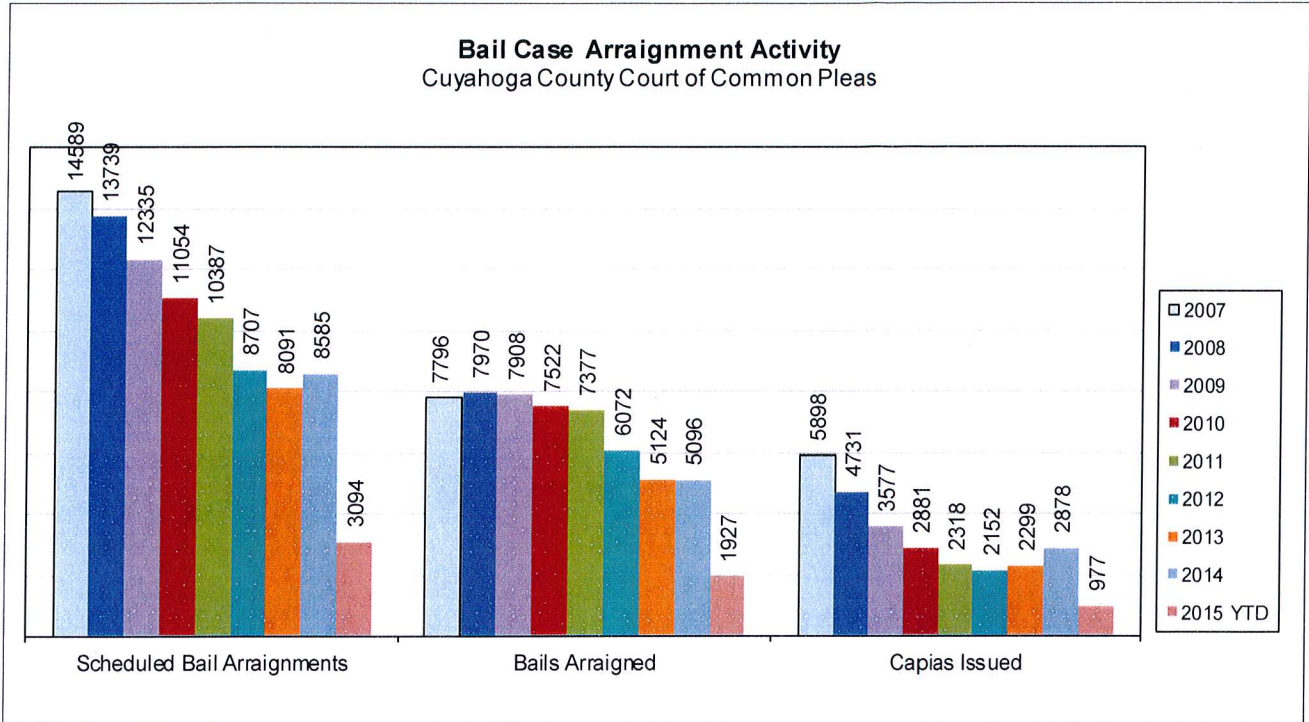
The following charts are reflective of Indictments and Informations filed with the Criminal Clerk of Courts from 2000. The source for this information was the Criminal Clerk's Office.



CUYAHOGA COUNTY COMMON PLEAS COURT

Bail Case Arraignment Activity

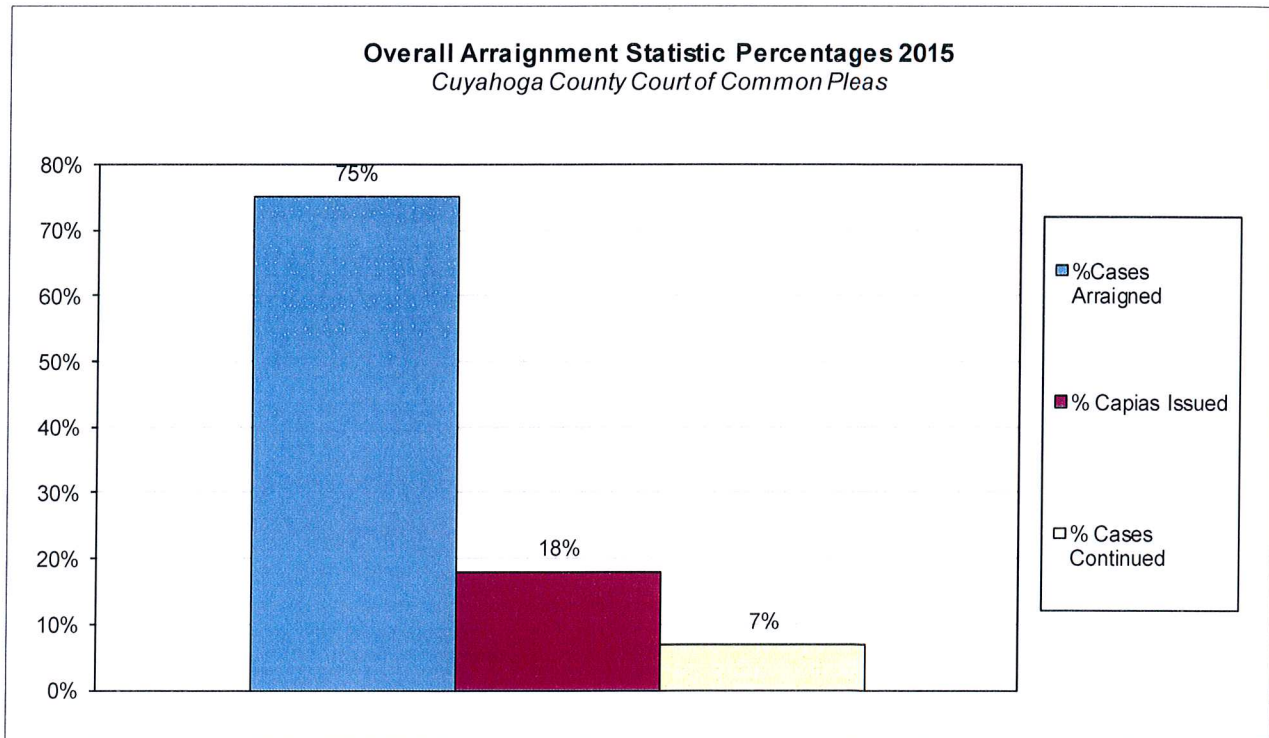
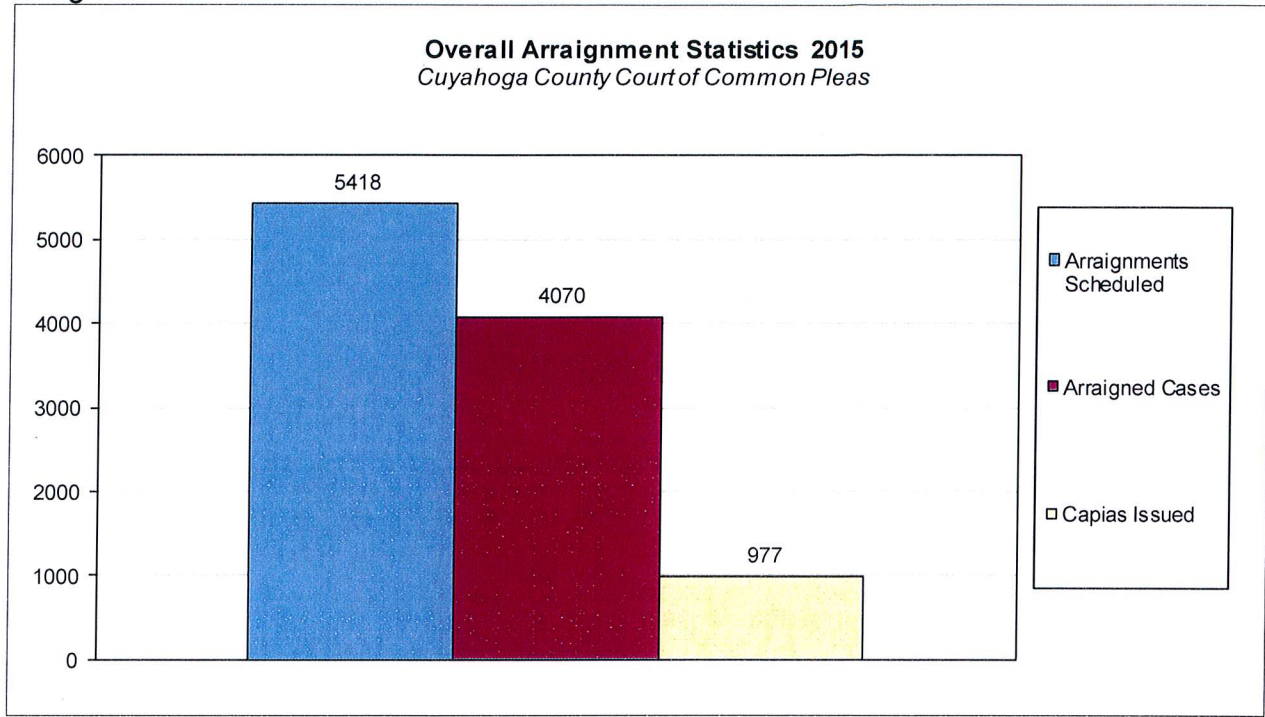
The following charts are reflective of arraignment activity where the defendant was not incarcerated at the time of arraignment. The source for this information was the Criminal Records Department.



CUYAHOGA COUNTY COMMON PLEAS COURT

Overall Arraignment Statistics

The arraignment statistics were provided by the Criminal Records Department. They are provided to give a representation of arraignment activity in the Court in 2015. These statistics include jail and non – jail arraignments.



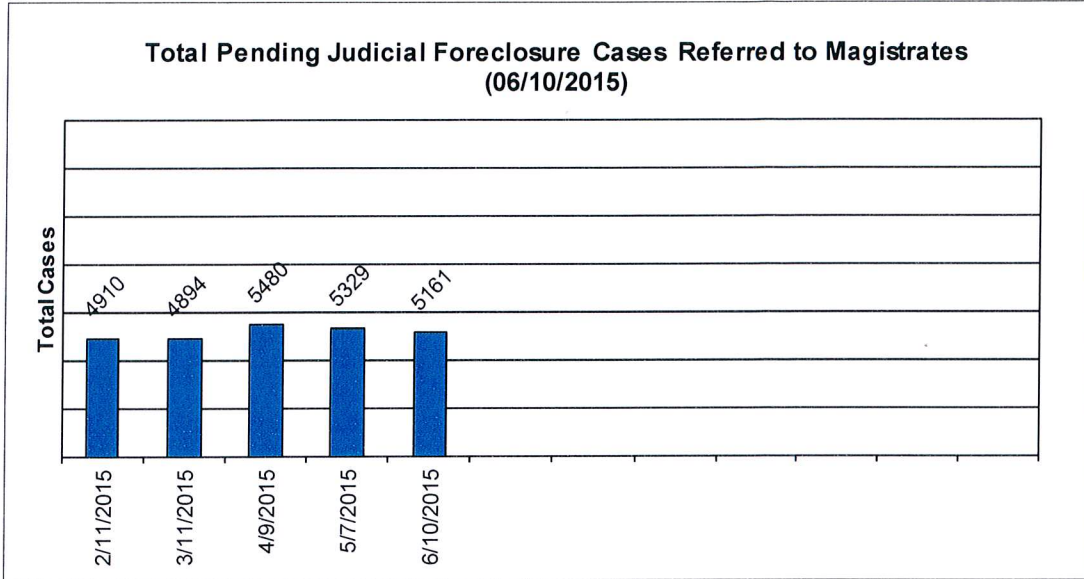
Judicial Foreclosure Statistics¹

¹ For clarification purposes, Foreclosure cases in this report are identified as Judicial Foreclosure filings (filing codes 1460 (Foreclosure Marsh. Of Lien), 1465(Tax Lien), 1466 (Tax Certificate), 1470 (Quiet Title), and 1480 (Partition)). These cases are different from Board of Revision Foreclosures, which are not reported here.

CUYAHOGA COUNTY COMMON PLEAS COURT

Total Pending Judicial Foreclosure Cases Referred to Magistrates

The following chart is a display of the total number of pending Judicial Foreclosure cases referred to the Magistrates on specific dates. The table below shows the number of these cases pending from each year since 2000.

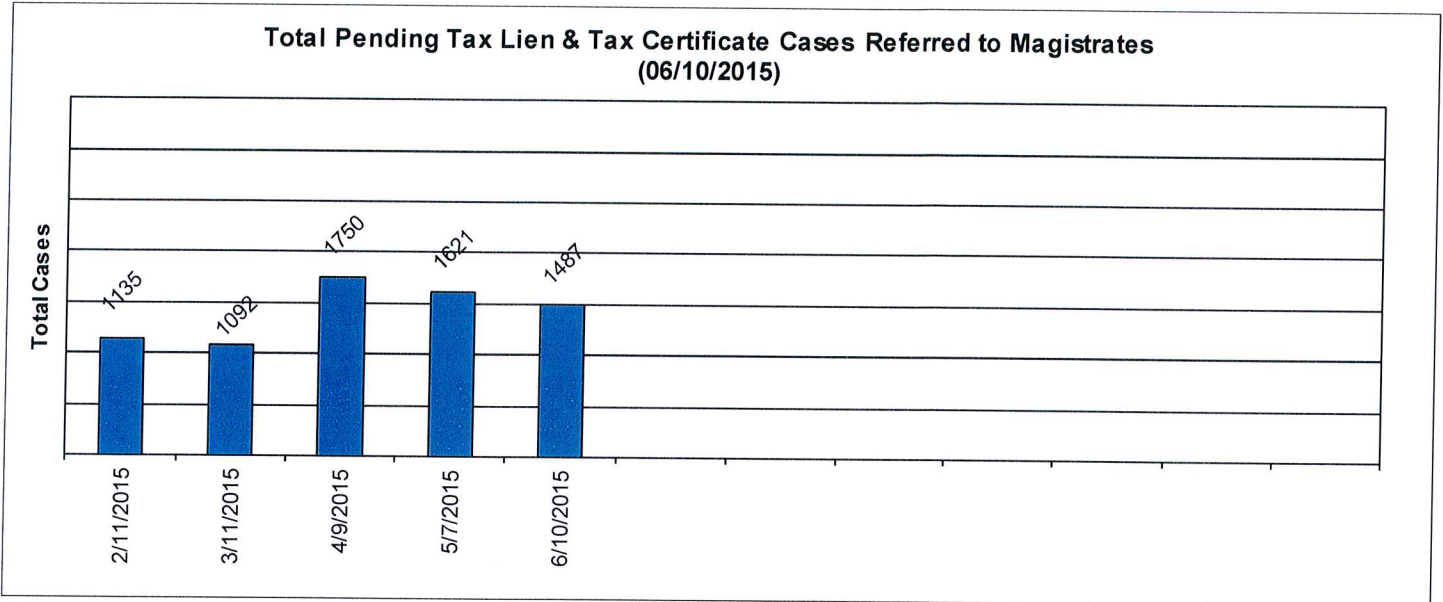


	As of:	2/11/2015	3/11/2015	4/9/2015	5/7/2015	6/10/2015								
Year														
2000		0	0	0	0	0								
2001		0	0	0	0	0								
2002		1	1	0	0	0								
2003		2	2	2	2	2								
2004		0	0	0	0	0								
2005		0	0	0	0	0								
2006		1	1	0	0	0								
2007		5	3	2	1	1								
2008		4	4	4	3	3								
2009		9	10	6	6	6								
2010		19	16	15	14	14								
2011		42	41	32	33	32								
2012		145	136	114	99	90								
2013		547	454	390	341	295								
2014		3532	3182	2729	2320	1898								
2015		603	1044	2186	2510	2820								
Total		4910	4894	5480	5329	5161								

CUYAHOGA COUNTY COMMON PLEAS COURT

Total Pending Tax Lien & Certificate Cases Referred to Magistrates

The following chart is a display of the number of pending tax Judicial Foreclosure cases referred to the Magistrates on specific dates. The table below shows the number of pending tax Judicial Foreclosure cases in each year since 2000.




	As of:	2/11/2015	3/11/2015	4/9/2015	5/7/2015	6/10/2015									
Year															
2000		0	0	0	0	0									
2001		0	0	0	0	0									
2002		1	1	0	0	0									
2003		0	0	0	0	0									
2004		0	0	0	0	0									
2005		0	0	0	0	0									
2006		1	1	0	0	0									
2007		2	2	1	1	1									
2008		0	1	0	0	0									
2009		6	6	2	2	1									
2010		3	2	2	2	2									
2011		19	19	17	17	16									
2012		35	34	26	23	21									
2013		170	135	115	101	88									
2014		827	764	665	557	432									
2015		71	127	922	918	926									
Total		1135	1092	1750	1621	1487									

CUYAHOGA COUNTY COMMON PLEAS COURT

Percentage of Pending Judicial Foreclosure Cases By Filing Year

The following chart is a representation of the total number of pending Judicial Foreclosure cases by filing year expressed as a percentage on a specific date. The table below is the supporting data for this chart.

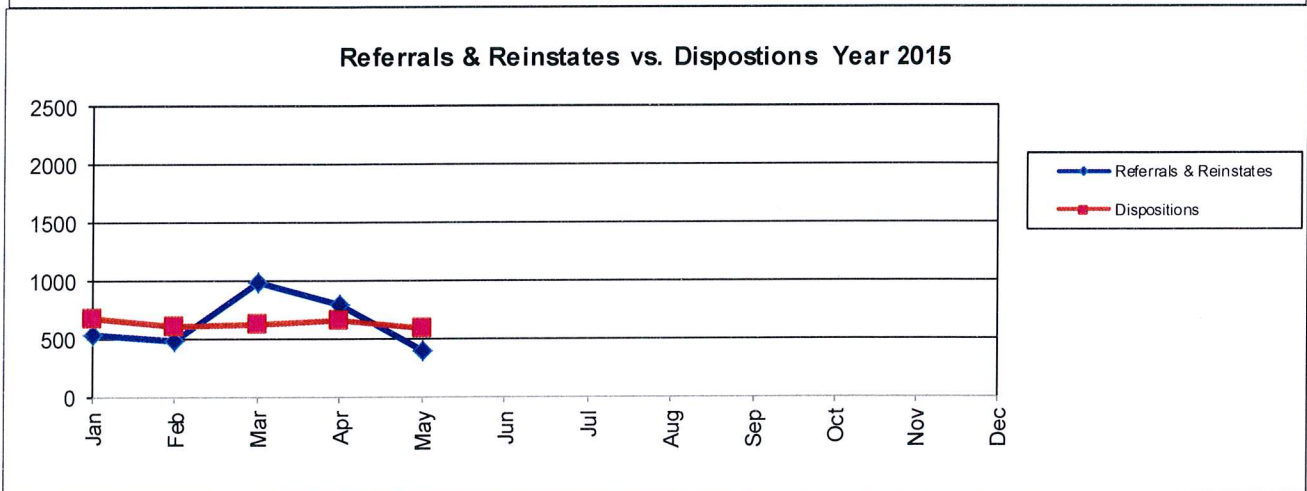
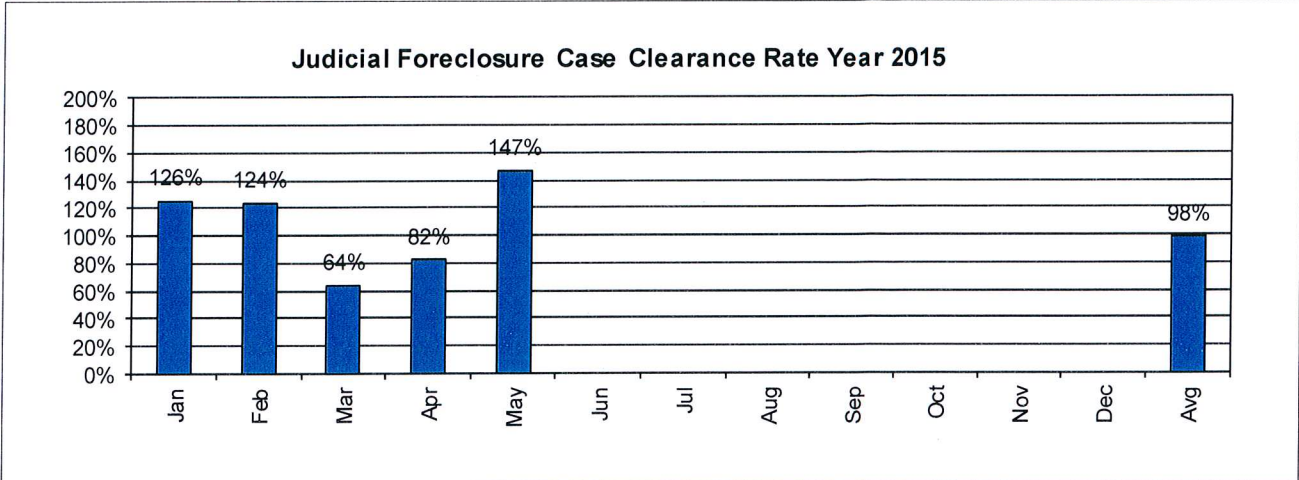


	As of:	6/10/2015	% of Total
Year			
2000		0	0.00%
2001		0	0.00%
2002		0	0.00%
2003		2	0.04%
2004		0	0.00%
2005		0	0.00%
2006		0	0.00%
2007		1	0.02%
2008		3	0.06%
2009		6	0.12%
2010		14	0.27%
2011		32	0.62%
2012		90	1.74%
2013		295	5.72%
2014		1898	36.78%
2015		2820	54.64%
Total		5161	100.00%

CUYAHOGA COUNTY COMMON PLEAS COURT

Judicial Foreclosure Clearance Rate Year 2015

The Clearance Rate is the number of outgoing cases as a percentage of the number of incoming cases. Clearance rate measures whether the court is keeping up with its incoming caseload. If cases are not disposed in a timely manner, a backlog of cases awaiting disposition will grow. A Clearance Rate of 100% indicates that at least as many cases as have been filed, reopened, or reactivated in a period have been disposed.

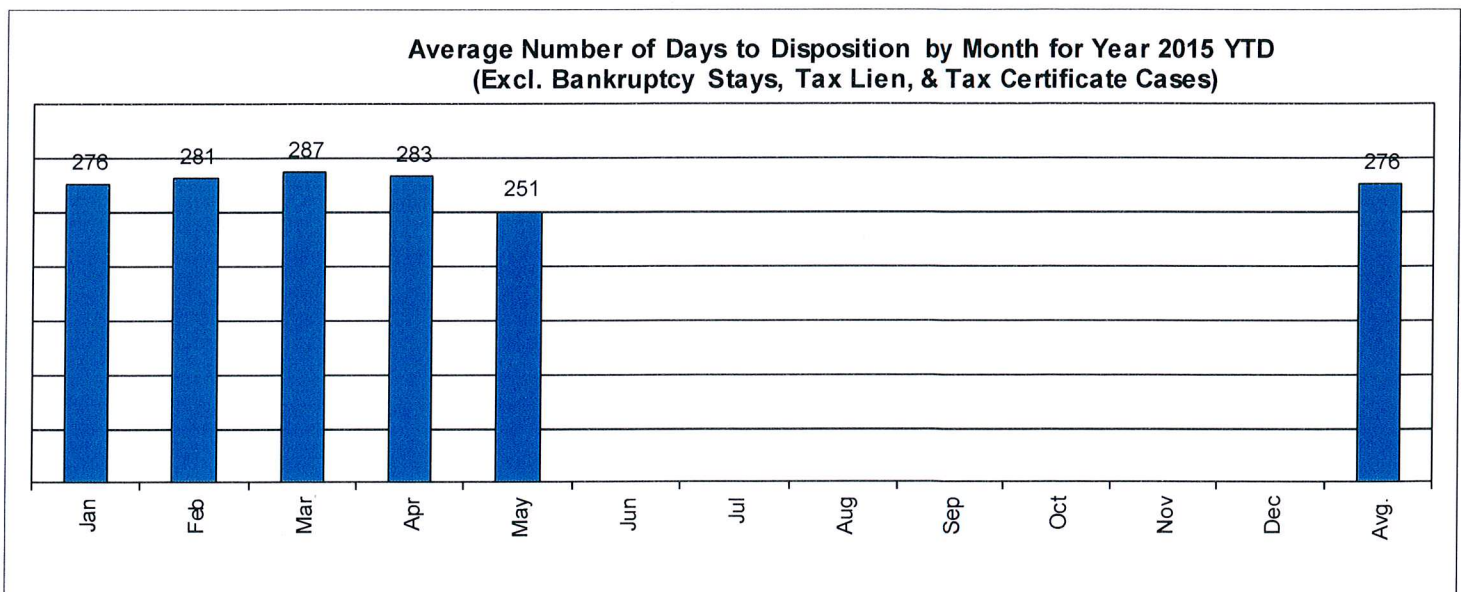
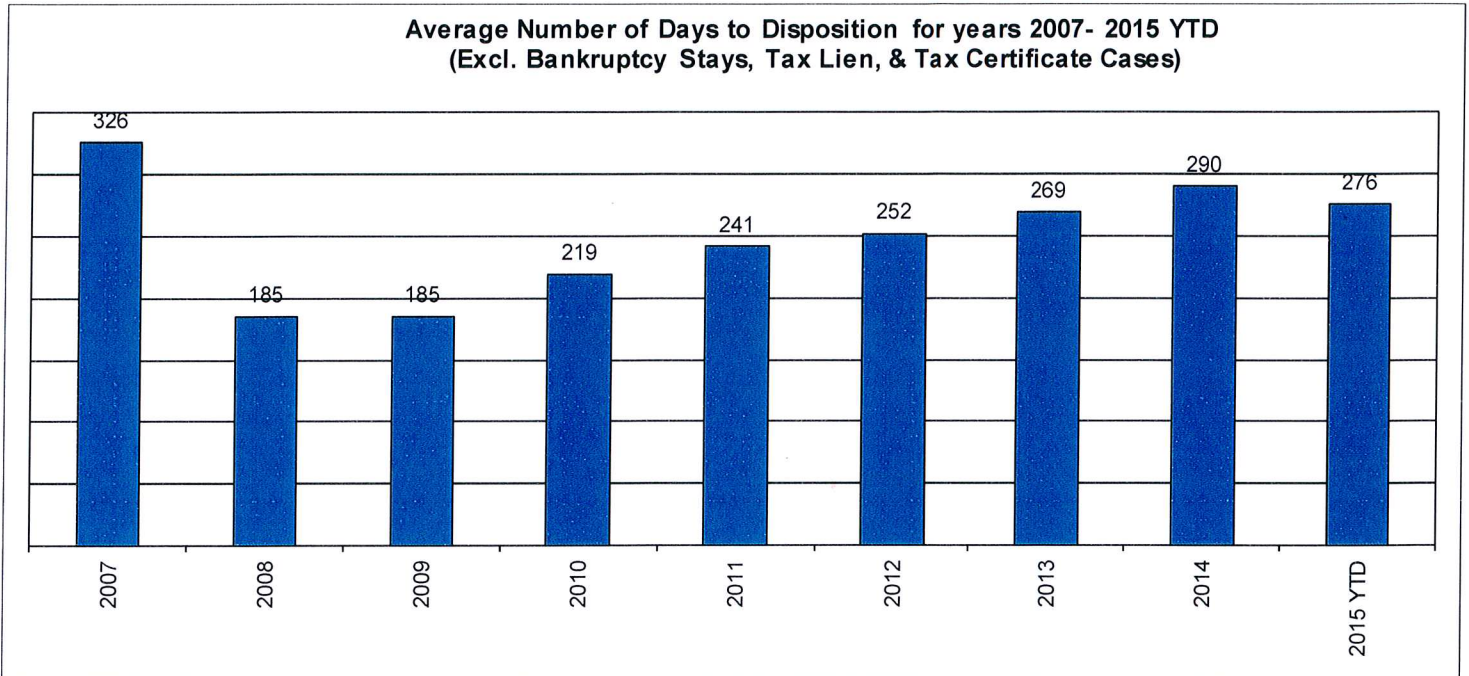


	Referrals & Reinstates	Dispositions	Clearance Rate
Jan	532	668	126%
Feb	483	598	124%
Mar	981	628	64%
Apr	790	649	82%
May	397	583	147%
Jun			
Jul			
Aug			
Sep			
Oct			
Nov			
Dec			
Avg	637	625	98%
Total	3183	3126	

CUYAHOGA COUNTY COMMON PLEAS COURT

Avg. Number of Days to Disp. (Excl. Bank. Stays & Tax Lien & Tax Cert.)

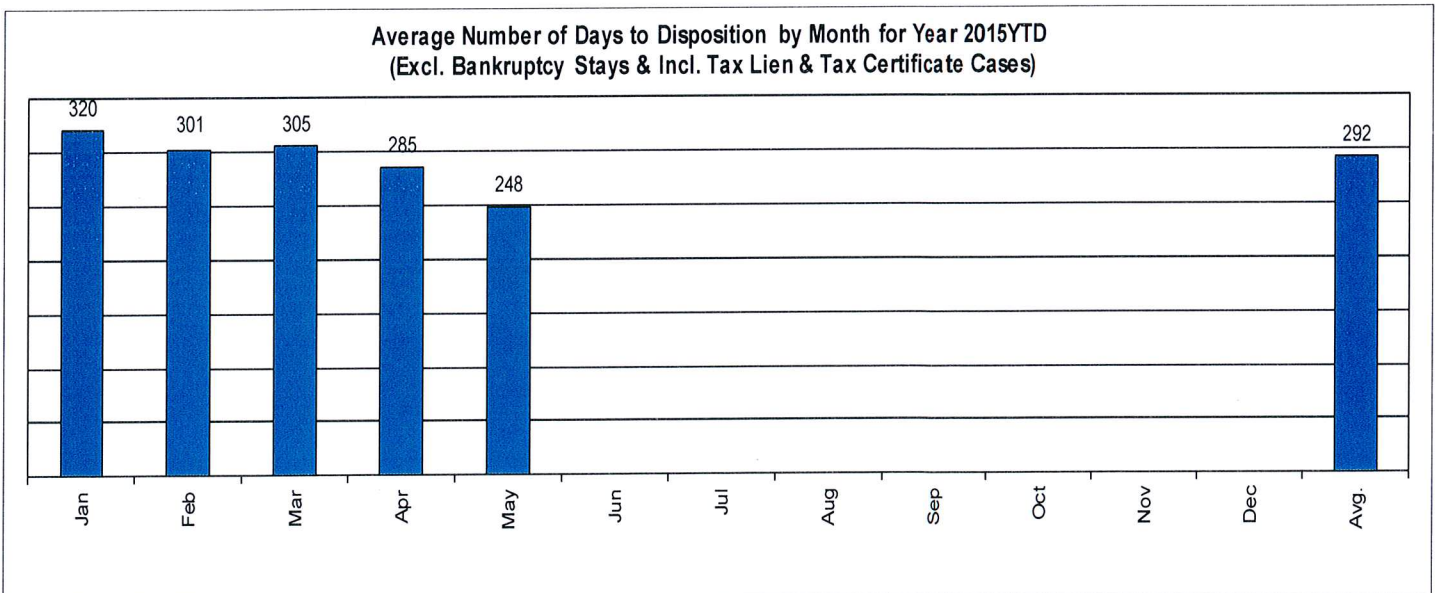
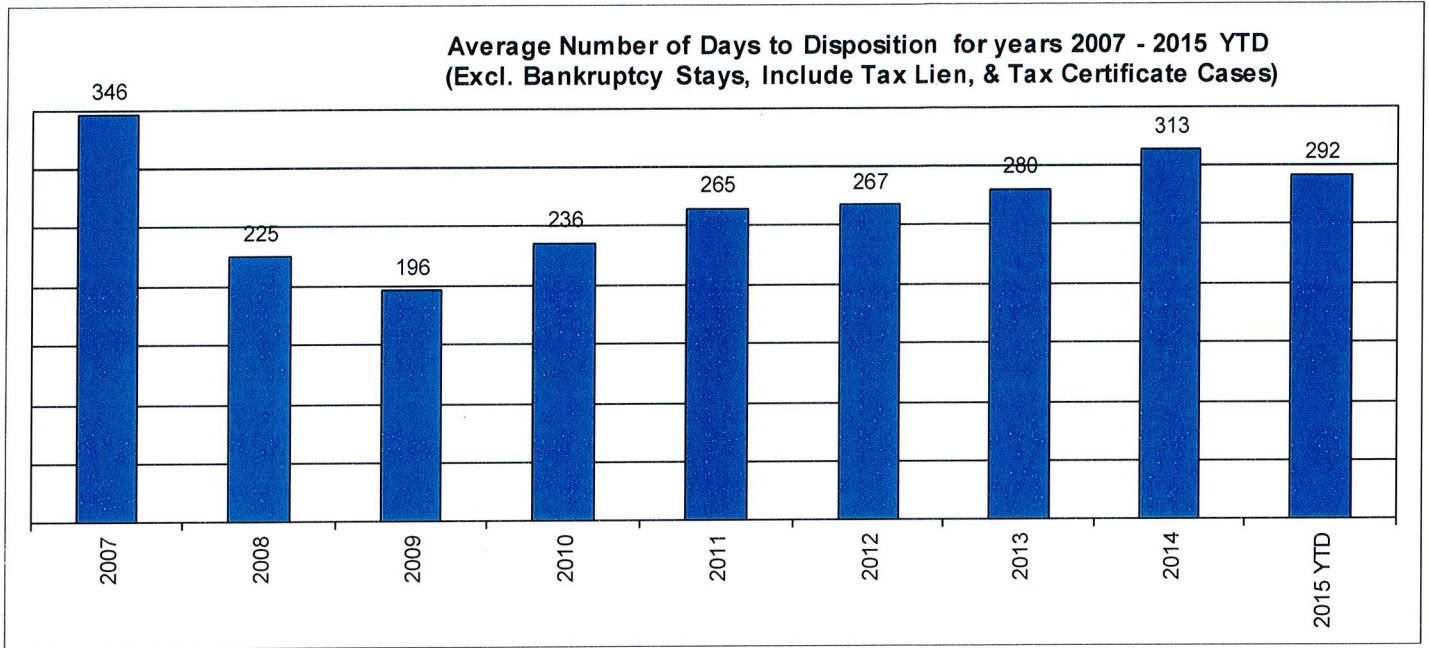
The average number of days to disposition is the number of days from filing to a final disposition entry being filed with the Clerk of Court. The data sample is based on all judicial foreclosure cases terminated by decree or dismissal (cases terminated by bankruptcy are not included) in a month. Each case is examined to determine the number of days between filing and termination with the periods that a case may have been in bankruptcy subtracted. Adding the total days of all of the cases minus bankruptcy periods and dividing by the total number of cases calculates the average. In the following chart, tax judicial foreclosure cases are excluded.



CUYAHOGA COUNTY COMMON PLEAS COURT

Avg. Number of Days to Disp. (Excl. Bank. Stays & Incl. Tax Lien & Tax Cert.)

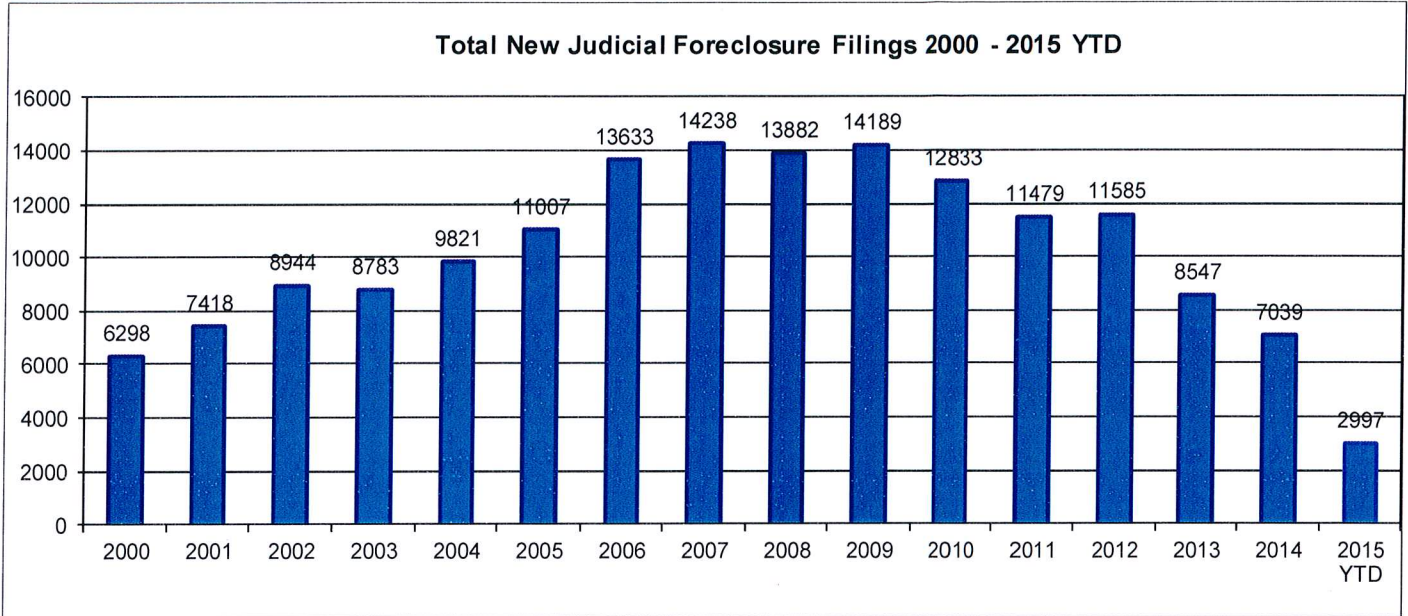
The average number of days to disposition is the number of days from filing to a final disposition entry being filed with the Clerk of Court. The data sample is based on all Judicial Foreclosure cases terminated by decree or dismissal (cases terminated by bankruptcy are not included) in a month. Each case is examined to determine the number of days between filing and termination with the periods that a case may have been in bankruptcy subtracted. Adding the total days of all of the cases minus bankruptcy periods and dividing by the total number of cases calculates the average. In the following chart, all types of Judicial Foreclosure cases are included.



Total New Judicial Foreclosure Filings

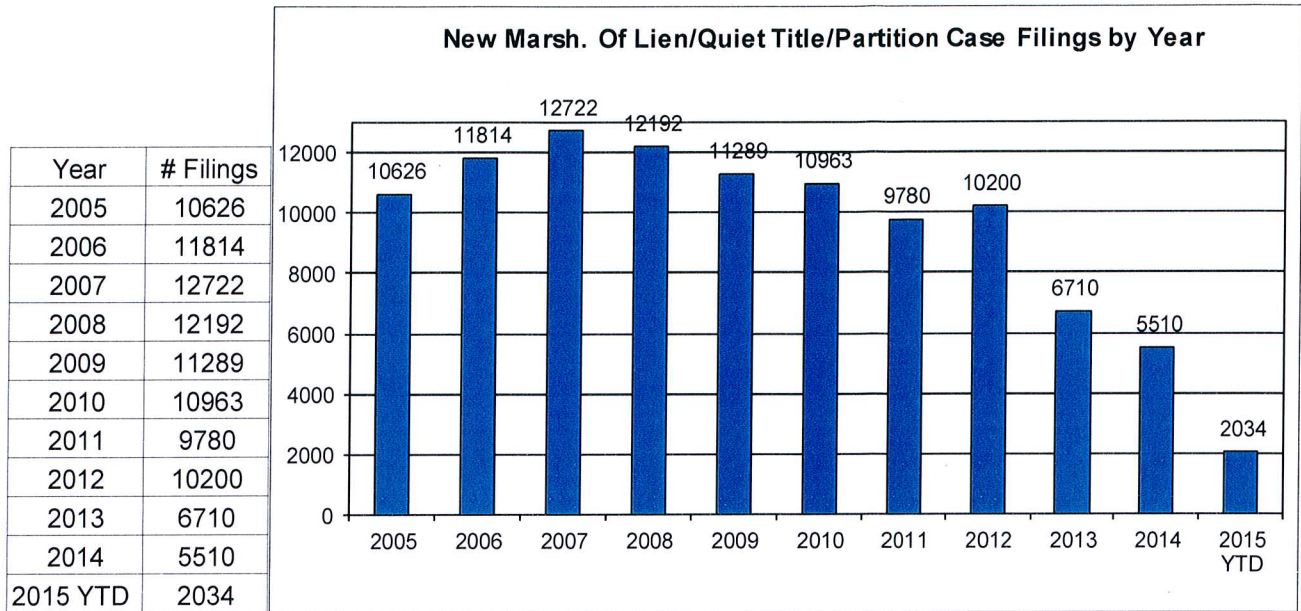
The following charts are provided as a historical view of new judicial foreclosure filings.

1. Total New Judicial Foreclosure Filings from 2000 – 2015 by year
2. Total New Marsh of Lien/Quiet Title/Partition Filings from 2005 – 2015 by month
3. Total New Tax Lien & Tax Certificate Filings for 2005 – 2015 by month
4. Total New Judicial Foreclosure Filings from 2005 – 2015 by month

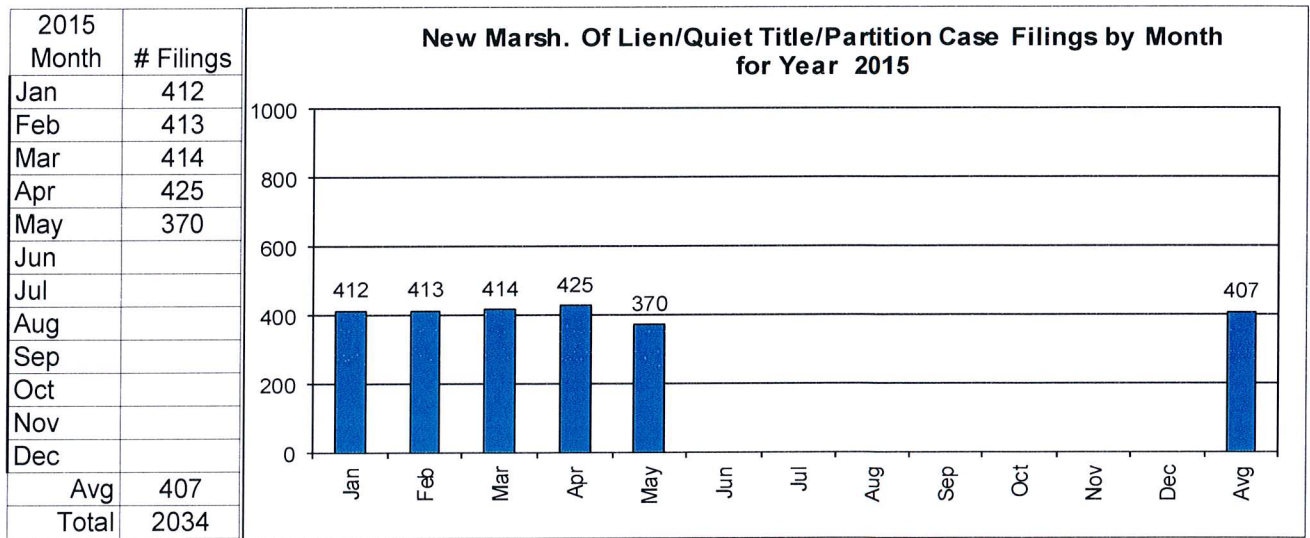


CUYAHOGA COUNTY COMMON PLEAS COURT

New Marsh of Lien/Quiet Title/Partition Case Filings for Years 2005 – 2015 YTD

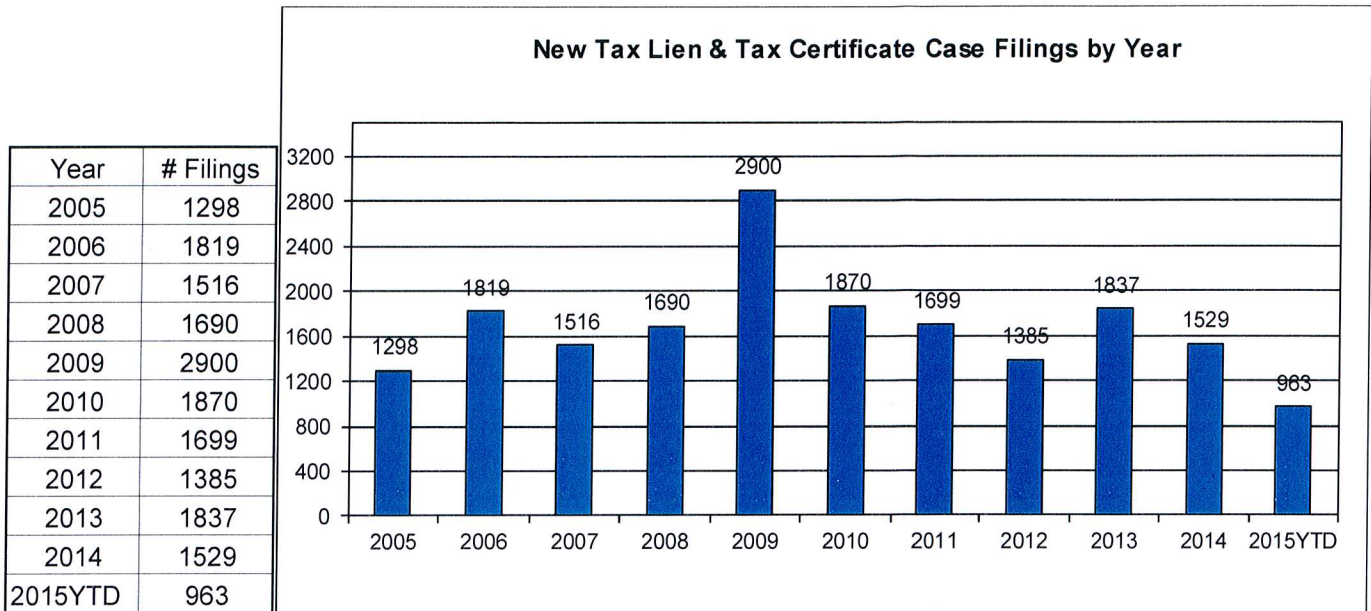


New Marsh of Lien/Quiet Title/Partition Case Filings by month for 2015 YTD

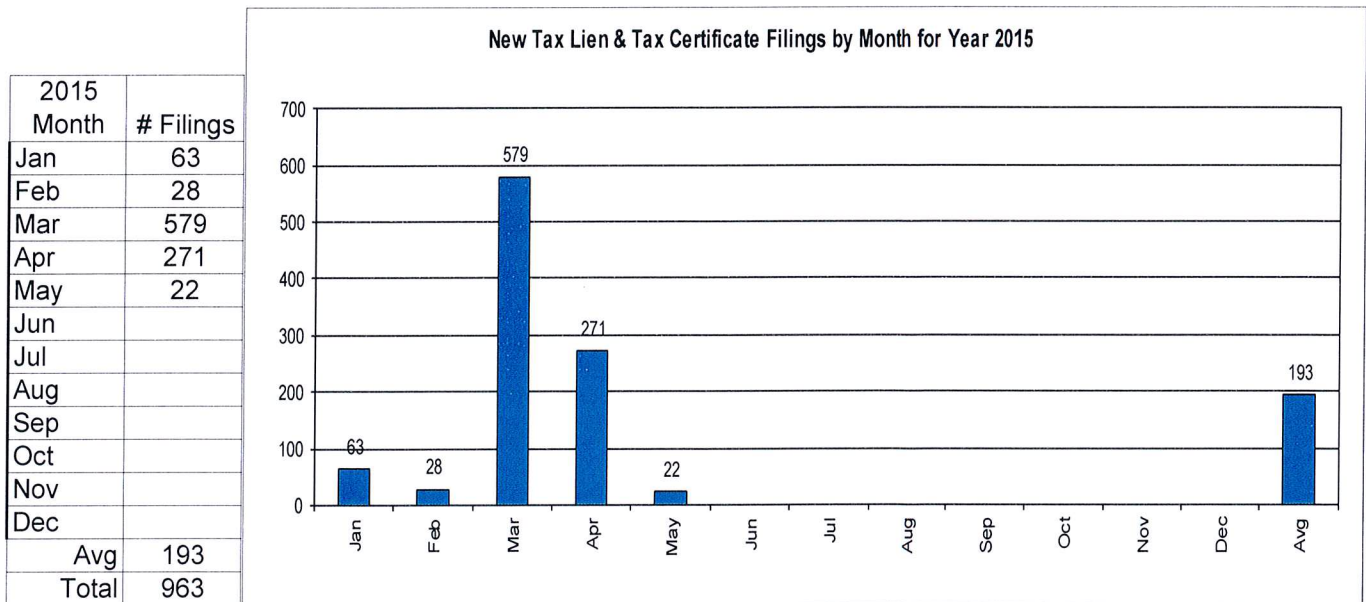


CUYAHOGA COUNTY COMMON PLEAS COURT

New Tax Lien & Certificate Filings for Years 2005 – 2015 YTD



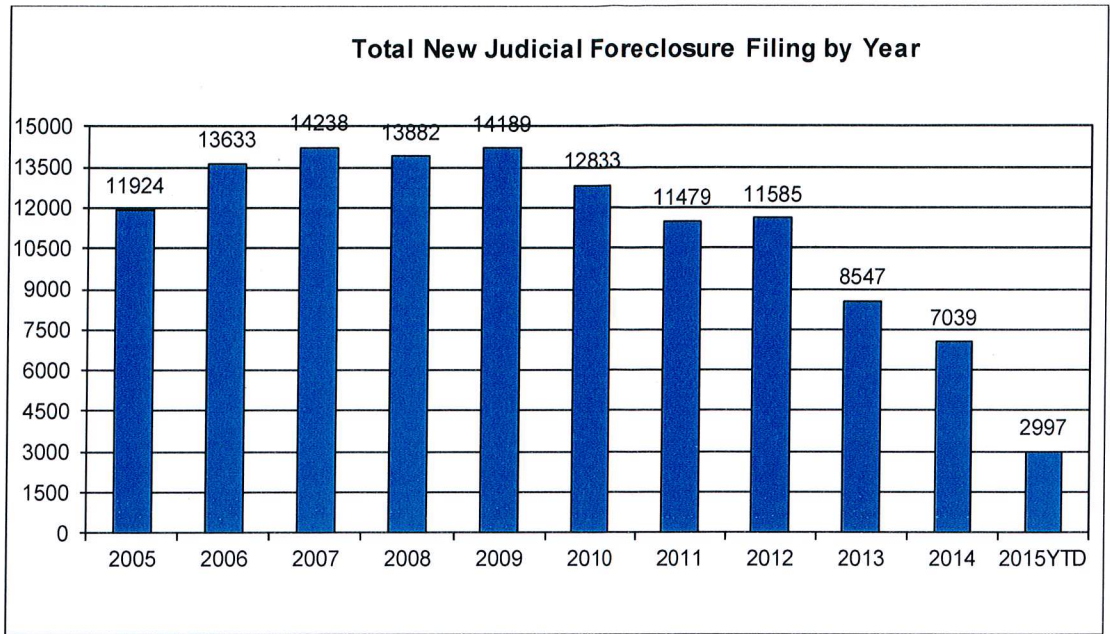
New Tax Lien & Certificate Filings by Month for Year 2015 YTD



CUYAHOGA COUNTY COMMON PLEAS COURT

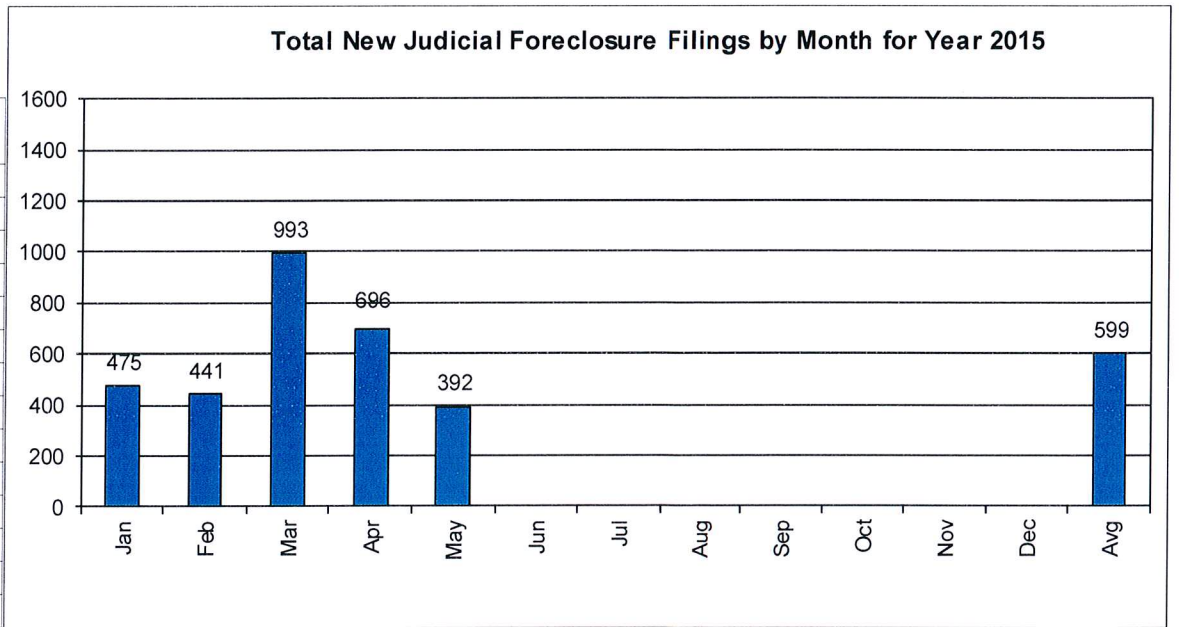
Total New Judicial Foreclosure Filings Years 2005 – 2015 YTD

Year	# Filings
2005	11924
2006	13633
2007	14238
2008	13882
2009	14189
2010	12833
2011	11479
2012	11585
2013	8547
2014	7039
2015 YTD	2997



Total New Judicial Foreclosure Filings by Month for Year 2015 YTD

2015 Month	# Filings
Jan	475
Feb	441
Mar	993
Apr	696
May	392
Jun	
Jul	
Aug	
Sep	
Oct	
Nov	
Dec	
Avg	599
Total	2997



Magistrate's Monthly Reports

The Magistrates' Monthly Report consists of 5 reports. Below is a description of each.

Magistrate's Monthly Supplemental Journal Entry Report (R415)

Retrieves total number of supplemental entries and Decrees of Confirmation of Sheriff's sale created during a specific period. A supplemental entry is any journal created by a magistrate, which does not close out a case. For example, any magistrate's order (MG) setting a hearing, any journal entry (JE) ruling on a motion, journals confirming Sheriff's sales, etc.).

Magistrate's Full Disposition Count by Magistrate Report (R413)

Retrieves total number of cases disposed of during a specific period. The dispositions are grouped by Magistrate and then broken down by the type of disposition (i. e. Default, Dismissed with Prejudice, Dismissed without Prejudice, etc.) This report can be printed three different ways. Including tax cases (Full Dispositions), excluding tax cases (Non-Tax Dispositions), and Tax cases only (Tax Dispositions).

Magistrate's Monthly Cases Referred/Reinstated Report (R418)

Retrieves newly filed cases referred to the Magistrates Dept. and cases previously disposed by the Magistrates Dept. that are reinstated and re-referred to the magistrates. The cases are separated by Tax (filing code 1465; Tax Judicial Foreclosure & 1466; Tax Certificate Judicial Foreclosure) and Non-Tax (1460; Judicial Foreclosure Marsh. Of Lien, 1480; Partition, 1470; Quiet Title, misc. (i. e. 1391; Contract Other, etc.).

Magistrate's Monthly Hearing Totals Report (R3146)

Retrieves total number of hearings held during one month. The hearings are grouped by Magistrate and then broken down by what type hearing was held (i. e. Default, Pretrial, etc.).

Magistrate's Monthly Case Load Report (R3147)

Retrieves individual caseload totals for individual magistrates during a specific period. The cases are grouped by magistrate and then broken down by case type (i. e. tax judicial foreclosure, tax certificate judicial foreclosure and non-tax judicial foreclosure).

CUYAHOGA COUNTY COURT OF COMMON PLEAS

DATE: 06/10/2015
TIME: 8:57 AM

OFFICE OF THE MAGISTRATES
MAGISTRATE'S MONTHLY SUPPLEMENTALS BY CASE
REPORTING PERIOD: MAY 2015

PAGE: 1
CMSR415D

SUPPLEMENTALS

AUGUSTYN	167
BAKER	308
BUCHA	255
DYKE	222
GAUNTNER	0
GONZALEZ	234
HIPPLEY	234
JACKSON A	249
JACKSON J	253
KLEIN	261
LUCAS	173
OLSZTYN	283
VOZAR	196
WEISS	213
UNACCOUNTED FOR	0

TOTAL 3048

CONFIRMATIONS

TOTAL 11

CUYAHOGA COUNTY COURT OF COMMON PLEAS
OFFICE OF THE MAGISTRATES
Full Disposition Count by Magistrate
 REPORTING PERIOD: FROM 05/01/2015 TO 05/31/2015

MagID	Dispose Type	Tax Cert.	Tax Treas.	Total
KCA	Bank	0	0	0
	Def	3	0	8
	Dism	0	0	10
	Ref. Vacate	0	0	0
	Court Trial	0	0	0
	Other	0	0	6
	MAG'S TOTAL		3	0

Decrees	342
Defaults	230
Other	112
Court Trial	0
Dismissals	201
Bankruptcy	40
Ref. Vacated	0
Grand Total	583

GDB	Bank	1	1	3
	Def	8	0	37
	Dism	2	0	18
	Ref. Vacate	0	0	0
	Court Trial	0	0	0
	Other	1	0	10
	MAG'S TOTAL		12	1

SMB	Bank	0	0	0
	Def	1	0	11
	Dism	3	0	11
	Ref. Vacate	0	0	0
	Court Trial	0	0	0
	Other	1	1	7
	MAG'S TOTAL		5	1

JTD	Bank	0	0	3
	Def	4	0	22
	Dism	3	1	13
	Ref. Vacate	0	0	0
	Court Trial	0	0	0
	Other	0	3	7
	MAG'S TOTAL		7	4

TG	Bank	0	0	2
	Def	4	0	15
	Dism	1	2	25
	Ref. Vacate	0	0	0
	Court Trial	0	0	0
	Other	0	5	13
	MAG'S TOTAL		5	7

KH	Bank	2	0	8
	Def	6	4	26
	Dism	3	0	19
	Ref. Vacate	0	0	0
	Court Trial	0	0	0
	Other	0	0	3
	MAG'S TOTAL		11	4

ARJ	Bank	0	0	8
	Def	5	0	23
	Dism	3	0	10
	Ref. Vacate	0	0	0
	Court Trial	0	0	0
	Other	0	4	8
	MAG'S TOTAL		8	4

JLJ	Bank	0	0	3
	Def	5	0	15
	Dism	2	1	14

DATE: 06/10/2015
TIME: 8:58 AM

CUYAHOGA COUNTY COURT OF COMMON PLEAS
OFFICE OF THE MAGISTRATES
Full Disposition Count by Magistrate
REPORTING PERIOD: FROM 05/01/2015 TO 05/31/2015

PAGE: 2
CMSR413

MagID	Dispose Type	Tax Cert.	Tax Treas.	Total
	Ref. Vacate	0	0	0
	Court Trial	0	0	0
	Other	0	5	9
	<u>MAG'S TOTAL</u>	7	6	<u>41</u>

MK	Bank	1	0	2
	Def	5	0	15
	Dism	3	1	16
	Ref. Vacate	0	0	0
	Court Trial	0	0	0
	Other	0	3	7
	<u>MAG'S TOTAL</u>	9	4	<u>40</u>

PL	Bank	1	0	6
	Def	1	0	1
	Dism	1	3	22
	Ref. Vacate	0	0	0
	Court Trial	0	0	0
	Other	1	2	3
	<u>MAG'S TOTAL</u>	4	5	<u>32</u>

CEO	Bank	0	1	3
	Def	4	0	9
	Dism	2	0	19
	Ref. Vacate	0	0	0
	Court Trial	0	0	0
	Other	0	5	9
	<u>MAG'S TOTAL</u>	6	6	<u>40</u>

TJV	Bank	0	0	0
	Def	3	1	19
	Dism	2	1	13
	Ref. Vacate	0	0	0
	Court Trial	0	0	0
	Other	0	0	6
	<u>MAG'S TOTAL</u>	5	2	<u>38</u>

CW	Bank	1	0	2
	Def	6	0	29
	Dism	2	3	11
	Ref. Vacate	0	0	0
	Court Trial	0	0	0
	Other	0	21	24
	<u>MAG'S TOTAL</u>	9	24	<u>66</u>

CUYAHOGA COUNTY COURT OF COMMON PLEAS

DATE: 06/10/2015
 TIME: 08:58 AM

OFFICE OF THE MAGISTRATES
 MAGISTRATE'S MONTHLY REF/REIN CASES
 FROM 05/01/2015 TO 05/31/2015

CMSR418

MAGISTRATE	NEW REFERRALS				REINSTATED			
	Tax Treas.	Tax Cert.	Non-Tax	Total	Tax Treas.	Tax Cert.	Non-Tax	Total
<u>AUGUSTYN/KEVIN/C</u>	1	0	18	19	0	0	0	0
<u>BAKER/GAIL/D</u>	0	0	27	27	0	0	2	2
<u>BUCHA/STEPHEN/M</u>	2	0	17	19	0	0	2	2
<u>DYKE/JOHN/T</u>	0	0	32	32	0	2	0	2
<u>GONZALEZ/TRACEY/</u>	3	0	31	34	0	1	3	4
<u>HIPPLEY/KEVIN/</u>	3	1	22	26	0	1	2	3
<u>JACKSON A/AMY/R</u>	2	1	22	25	0	0	2	2
<u>JACKSON J/JIM/L</u>	1	1	27	29	0	0	1	1
<u>KLEIN/MONICA/</u>	3	0	34	37	0	1	1	2
<u>LUCAS/PAUL/</u>	0	0	25	25	1	0	1	2
<u>OLSZTYN/CHRISTOPHERE</u>	3	0	38	41	0	0	1	1
<u>VOZAR/THOMAS/J</u>	0	0	27	27	0	0	1	1
<u>WEISS/CAROL/</u>	1	0	31	32	2	0	0	2
<u>TOTAL</u>	19	3	351	373	3	5	16	24
<u>COMBINED TOTAL</u>	397							

CUYAHOGA COUNTY COURT OF COMMON PLEAS

OFFICE OF THE MAGISTRATES

MAG MONTHLY HEARING TOTALS

Reporting Period: May 2015

DATE: 06/10/2015
TIME: 08:58 AM

PAGE: 1
CMSR3146

Monthly Hearing Total 473

AUGUSTYN	
Default Hearings	14
Tax Hearings	4
Pretrials	11
<hr/>	
TOTAL:	29
BAKER	
Default Hearings	22
Tax Hearings	0
Pretrials	0
<hr/>	
TOTAL:	22
BUCHA	
Default Hearings	14
Tax Hearings	2
Pretrials	16
<hr/>	
TOTAL:	32
DYKE	
Default Hearings	11
Tax Hearings	3
Pretrials	8
<hr/>	
TOTAL:	22
GONZALEZ	
Default Hearings	13
Tax Hearings	2
Pretrials	11
<hr/>	
TOTAL:	26
HIPPLEY	
Default Hearings	30
Tax Hearings	2
Pretrials	9
<hr/>	
TOTAL:	41
JACKSON A	
Default Hearings	23
Tax Hearings	3
Pretrials	8
<hr/>	
TOTAL:	34
JACKSON J	
Default Hearings	27
Tax Hearings	4
Pretrials	25
<hr/>	
TOTAL:	56
KLEIN	
Default Hearings	17
Tax Hearings	4
Pretrials	17
<hr/>	
TOTAL:	38
LUCAS	
Default Hearings	29
Tax Hearings	4
Pretrials	8
<hr/>	

CUYAHOGA COUNTY COURT OF COMMON PLEAS

OFFICE OF THE MAGISTRATES

MAG MONTHLY HEARING TOTALS

Reporting Period: May 2015

DATE: 06/10/2015
TIME: 08:58 AM

PAGE: 2
CMSR3146

TOTAL:	41
OLSZTYN	
Default Hearings	19
Tax Hearings	2
Pretrials	12
<hr/>	
TOTAL:	33
VOZAR	
Default Hearings	24
Tax Hearings	3
Pretrials	20
<hr/>	
TOTAL:	47
WEISS	
Default Hearings	29
Tax Hearings	15
Pretrials	8
<hr/>	
TOTAL:	52

CUYAHOGA COUNTY COURT OF COMMON PLEAS

DATE: 06/10/2015
 TIME: 8:58 AM

Office of the Magistrates
 Magistrate's Monthly Case Load
 MONTH: MAY 2015

PAGE: 1
 CMSR3147

Magistrate Name	Non Tax Total	Tax Cert.	Tax Treas.	Total Tax	Total Cases
AUGUSTYN	131	53	14	67	198
BAKER	254	74	20	94	348
BUCHA	117	62	9	71	188
DYKE	188	81	11	92	280
GONZALEZ	259	89	33	122	381
HIPPLEY	323	99	25	124	447
JACKSON A	242	83	30	113	355
JACKSON J	271	89	20	109	380
KLEIN	218	85	24	109	327
LUCAS	278	128	116	244	522
OLSZTYN	205	73	10	83	288
VOZAR	304	95	25	120	424
WEISS	244	98	58	156	400
Non Tax Total:	3034	Cert.Tax Total: 1109	Tax Treas. Total: 395	Total Tax: 1504	Total Cases: 4538

Report CMSR1062 - Judicial Foreclosure Statistics by Judge

Report CMSR1062 provides a list of judicial foreclosure case activity for each Judge. The report identifies how many cases were pending at the beginning of the period. The new cases filed and cases that were transferred in or reactivated are added to the number pending at the beginning of the period. It then shows the type and number of terminations for the period. The total terminations are subtracted from the total pending which provides the pending at the end of the period.

CUYAHOGA COUNTY COURT OF COMMON PLEAS

DATE: 06/10/2015
TIME: 08:56 AM

Foreclosure Statistics by Judge
Reporting Period: May 2015

PAGE: 1
CMSR1062

Judge

AMBROSE, DICK							
Pending at Beg of Period			New Cases Filed		Cases Transferred In / Reactivated		Total
	115		17		5		137
Terminations							
	Bankruptcy	Default	RefVacated	Court Trial	Dismiss	Other	Total
	2	5	0	0	10	10	27
	Total Pending at End of Period						110

ASTRAB, MICHAEL							
Pending at Beg of Period			New Cases Filed		Cases Transferred In / Reactivated		Total
	143		15		7		165
Terminations							
	Bankruptcy	Default	RefVacated	Court Trial	Dismiss	Other	Total
	1	3	0	0	8	5	17
	Total Pending at End of Period						148

BARKER, PAMELA A							
Pending at Beg of Period			New Cases Filed		Cases Transferred In / Reactivated		Total
	170		10		5		185
Terminations							
	Bankruptcy	Default	RefVacated	Court Trial	Dismiss	Other	Total
	2	1	0	0	5	1	9
	Total Pending at End of Period						176

BURNSIDE, JANET R							
Pending at Beg of Period			New Cases Filed		Cases Transferred In / Reactivated		Total
	146		11		2		159
Terminations							
	Bankruptcy	Default	RefVacated	Court Trial	Dismiss	Other	Total
	2	10	0	0	5	9	26
	Total Pending at End of Period						133

CALABRESE, DEENA R							
Pending at Beg of Period			New Cases Filed		Cases Transferred In / Reactivated		Total
	147		10		4		161
Terminations							
	Bankruptcy	Default	RefVacated	Court Trial	Dismiss	Other	Total
	4	8	0	0	4	6	22
	Total Pending at End of Period						139

CLANCY, MAUREEN							
Pending at Beg of Period			New Cases Filed		Cases Transferred In / Reactivated		Total
	158		11		7		176
Terminations							
	Bankruptcy	Default	RefVacated	Court Trial	Dismiss	Other	Total
	1	7	0	0	12	10	30
	Total Pending at End of Period						146

COLLIER-WILLIAMS, CASSANDRA							
Pending at Beg of Period			New Cases Filed		Cases Transferred In / Reactivated		Total
	149		14		1		164
Terminations							
	Bankruptcy	Default	RefVacated	Court Trial	Dismiss	Other	Total
	2	5	0	0	5	7	19
	Total Pending at End of Period						145

CORRIGAN, BRIAN J

CUYAHOGA COUNTY COURT OF COMMON PLEAS

DATE: 06/10/2015
TIME: 08:56 AM

Foreclosure Statistics by Judge
Reporting Period: May 2015

PAGE: 2
CMSR1062

Judge

	Pending at Beg of Period		New Cases Filed		Cases Transferred In / Reactivated		Total
	153		10		6		169
Terminations							
	Bankruptcy	Default	RefVacated	Court Trial	Dismiss	Other	Total
	1	7	0	0	11	11	30
	Total Pending at End of Period						139

CORRIGAN, PETER J							
	Pending at Beg of Period		New Cases Filed		Cases Transferred In / Reactivated		Total
	116		10		3		129
Terminations							
	Bankruptcy	Default	RefVacated	Court Trial	Dismiss	Other	Total
	1	6	0	0	4	7	18
	Total Pending at End of Period						111

DONNELLY, MICHAEL P							
	Pending at Beg of Period		New Cases Filed		Cases Transferred In / Reactivated		Total
	166		7		5		178
Terminations							
	Bankruptcy	Default	RefVacated	Court Trial	Dismiss	Other	Total
	0	9	0	0	7	7	23
	Total Pending at End of Period						155

FRIEDLAND, CAROLYN B							
	Pending at Beg of Period		New Cases Filed		Cases Transferred In / Reactivated		Total
	131		15		5		151
Terminations							
	Bankruptcy	Default	RefVacated	Court Trial	Dismiss	Other	Total
	0	4	0	0	6	3	13
	Total Pending at End of Period						138

FRIEDMAN, STUART A							
	Pending at Beg of Period		New Cases Filed		Cases Transferred In / Reactivated		Total
	186		15		4		205
Terminations							
	Bankruptcy	Default	RefVacated	Court Trial	Dismiss	Other	Total
	0	11	0	0	5	6	22
	Total Pending at End of Period						183

FUERST, NANCY A							
	Pending at Beg of Period		New Cases Filed		Cases Transferred In / Reactivated		Total
	125		9		1		135
Terminations							
	Bankruptcy	Default	RefVacated	Court Trial	Dismiss	Other	Total
	0	1	0	0	6	4	11
	Total Pending at End of Period						124

GALL, STEVEN E							
	Pending at Beg of Period		New Cases Filed		Cases Transferred In / Reactivated		Total
	151		12		4		167
Terminations							
	Bankruptcy	Default	RefVacated	Court Trial	Dismiss	Other	Total
	1	10	0	0	2	11	24
	Total Pending at End of Period						143

GALLAGHER, HOLLIE L

CUYAHOGA COUNTY COURT OF COMMON PLEAS

DATE: 06/10/2015
TIME: 08:56 AM

Foreclosure Statistics by Judge
Reporting Period: May 2015

PAGE: 3
CMSR1062

Judge

Pending at Beg of Period		New Cases Filed		Cases Transferred In / Reactivated			Total
118		11		5			134
Terminations							
Bankruptcy	1	Default	0	RefVacated	0	Court Trial	0
						Dismiss	4
						Other	7
Total Pending at End of Period							122
GALLAGHER, SHANNON M							
Pending at Beg of Period		New Cases Filed		Cases Transferred In / Reactivated			Total
161		7		0			168
Terminations							
Bankruptcy	3	Default	0	RefVacated	0	Court Trial	0
						Dismiss	9
						Other	7
Total Pending at End of Period							149
GAUL, DANIEL							
Pending at Beg of Period		New Cases Filed		Cases Transferred In / Reactivated			Total
193		16		2			211
Terminations							
Bankruptcy	0	Default	13	RefVacated	0	Court Trial	0
						Dismiss	3
						Other	7
Total Pending at End of Period							188
JACKSON, MICHAEL E							
Pending at Beg of Period		New Cases Filed		Cases Transferred In / Reactivated			Total
149		15		5			169
Terminations							
Bankruptcy	0	Default	2	RefVacated	0	Court Trial	0
						Dismiss	4
						Other	6
Total Pending at End of Period							157
MASON, LANCE T							
Pending at Beg of Period		New Cases Filed		Cases Transferred In / Reactivated			Total
147		11		5			163
Terminations							
Bankruptcy	0	Default	6	RefVacated	0	Court Trial	0
						Dismiss	5
						Other	5
Total Pending at End of Period							147
MATIA, DAVID T							
Pending at Beg of Period		New Cases Filed		Cases Transferred In / Reactivated			Total
153		14		5			172
Terminations							
Bankruptcy	0	Default	13	RefVacated	0	Court Trial	0
						Dismiss	6
						Other	7
Total Pending at End of Period							146
MCCLELLAND, ROBERT C							
Pending at Beg of Period		New Cases Filed		Cases Transferred In / Reactivated			Total
130		12		3			145
Terminations							
Bankruptcy	0	Default	4	RefVacated	0	Court Trial	0
						Dismiss	9
						Other	7
Total Pending at End of Period							125
MCCORMICK, TIMOTHY							

CUYAHOGA COUNTY COURT OF COMMON PLEAS

DATE: 06/10/2015
TIME: 08:56 AM

Foreclosure Statistics by Judge
Reporting Period: May 2015

PAGE: 4
CMSR1062

Judge

	Pending at Beg of Period		New Cases Filed		Cases Transferred In / Reactivated		Total
	128		12		3		143
Terminations	Bankruptcy	Default	RefVacated	Court Trial	Dismiss	Other	Total
	0	4	0	0	3	10	17
	Total Pending at End of Period						126
<hr/>							
MCDONNELL, NANCY R	Pending at Beg of Period		New Cases Filed		Cases Transferred In / Reactivated		Total
	165		16		4		185
Terminations	Bankruptcy	Default	RefVacated	Court Trial	Dismiss	Other	Total
	1	17	0	0	6	4	28
	Total Pending at End of Period						157
<hr/>							
O'DONNELL, JOHN P	Pending at Beg of Period		New Cases Filed		Cases Transferred In / Reactivated		Total
	123		16		2		141
Terminations	Bankruptcy	Default	RefVacated	Court Trial	Dismiss	Other	Total
	0	8	0	0	5	6	19
	Total Pending at End of Period						122
<hr/>							
RUSSO, JOHN J	Pending at Beg of Period		New Cases Filed		Cases Transferred In / Reactivated		Total
	62		3		6		71
Terminations	Bankruptcy	Default	RefVacated	Court Trial	Dismiss	Other	Total
	0	2	0	0	3	8	13
	Total Pending at End of Period						58
<hr/>							
RUSSO, JOSEPH D	Pending at Beg of Period		New Cases Filed		Cases Transferred In / Reactivated		Total
	126		10		6		142
Terminations	Bankruptcy	Default	RefVacated	Court Trial	Dismiss	Other	Total
	3	7	0	0	2	2	14
	Total Pending at End of Period						128
<hr/>							
RUSSO, MICHAEL J	Pending at Beg of Period		New Cases Filed		Cases Transferred In / Reactivated		Total
	166		9		1		176
Terminations	Bankruptcy	Default	RefVacated	Court Trial	Dismiss	Other	Total
	3	7	0	0	4	9	23
	Total Pending at End of Period						153
<hr/>							
RUSSO, NANCY MARGARET	Pending at Beg of Period		New Cases Filed		Cases Transferred In / Reactivated		Total
	110		10		4		124
Terminations	Bankruptcy	Default	RefVacated	Court Trial	Dismiss	Other	Total
	2	9	0	0	4	6	21
	Total Pending at End of Period						103
<hr/>							
SAFFOLD, SHIRLEY STRICKLAND							

CUYAHOGA COUNTY COURT OF COMMON PLEAS

DATE: 06/10/2015
TIME: 08:56 AM

Foreclosure Statistics by Judge
Reporting Period: May 2015

PAGE: 5
CMSR1062

Judge

Pending at Beg of Period		New Cases Filed			Cases Transferred In / Reactivated			Total
150		7			4			161
Terminations								
Bankruptcy	3	Default	14	RefVacated	0	Court Trial	0	
					Dismiss	6	6	
					Other		6	
							Total	29
							Total Pending at End of Period	132
<hr/>								
SHEEHAN, BRENDAN J								
Pending at Beg of Period		New Cases Filed			Cases Transferred In / Reactivated			Total
115		15			5			135
Terminations								
Bankruptcy	0	Default	5	RefVacated	0	Court Trial	0	
					Dismiss	7	4	
					Other		4	
							Total	16
							Total Pending at End of Period	119
<hr/>								
SUTULA, JOHN D								
Pending at Beg of Period		New Cases Filed			Cases Transferred In / Reactivated			Total
181		8			8			197
Terminations								
Bankruptcy	6	Default	9	RefVacated	0	Court Trial	0	
					Dismiss	9	7	
					Other		7	
							Total	31
							Total Pending at End of Period	166
<hr/>								
SUTULA, KATHLEEN ANN								
Pending at Beg of Period		New Cases Filed			Cases Transferred In / Reactivated			Total
109		11			9			129
Terminations								
Bankruptcy	0	Default	10	RefVacated	0	Court Trial	0	
					Dismiss	6	4	
					Other		4	
							Total	20
							Total Pending at End of Period	109
<hr/>								
SYNENBERG, JOAN								
Pending at Beg of Period		New Cases Filed			Cases Transferred In / Reactivated			Total
135		12			9			156
Terminations								
Bankruptcy	0	Default	7	RefVacated	0	Court Trial	0	
					Dismiss	8	7	
					Other		7	
							Total	22
							Total Pending at End of Period	134
<hr/>								
VILLANUEVA, JOSE A								
Pending at Beg of Period		New Cases Filed			Cases Transferred In / Reactivated			Total
153		11			2			166
Terminations								
Bankruptcy	1	Default	6	RefVacated	0	Court Trial	0	
					Dismiss	5	9	
					Other		9	
							Total	21
							Total Pending at End of Period	145

Monthly Summary

MONTHLY SUMMARY

May 2015

NAME	PEND	ASSIGNED			TRIALS						DISP	PENDING				+	-
		CV	CR	TOT	JURY			COURT				CV	FR	CR	TOT		
					CV	CR	TOT	CV	CR	TOT		CV	FR	CR	TOT		
Dick Ambrose	436	48	31	79	0	0	0	0	0	0	82	206	110	117	433	+ 3	
Michael K. Astrab	473	50	27	77	0	1	1	1	0	1	60	213	148	129	490	- 17	
Pamela A. Barker	474	49	24	73	0	0	0	0	0	0	54	229	173	91	493	- 19	
Janet R. Burnside	461	48	32	80	0	0	0	0	2	2	67	220	133	121	474	- 13	
Deena R. Calabrese	464	47	38	85	0	0	0	0	0	0	73	219	137	120	476	- 12	
Maureen Clancy	428	49	24	73	0	1	1	0	0	0	101	196	145	59	400	+ 28	
Cassandra Collier-Willia	505	47	26	73	0	1	1	0	0	0	92	198	144	144	486	+ 19	
Brian J. Corrigan	527	48	29	77	0	1	1	0	0	0	95	271	138	100	509	+ 18	
Peter J. Corrigan	423	49	24	73	0	0	0	0	0	0	67	217	110	102	429	- 6	
Michael P. Donnelly	428	47	24	71	0	1	1	0	0	0	73	196	155	75	426	+ 2	
Carolyn B. Friedland	490	50	19	69	1	0	1	0	2	2	66	240	136	117	493	- 3	
Stuart A. Friedman	500	47	19	66	0	0	0	0	0	0	87	204	182	93	479	+ 21	
Nancy A. Fuerst	427	42	20	62	0	0	0	0	0	0	84	209	124	72	405	+ 22	
Steven E. Gall	461	53	28	81	0	0	0	0	1	1	76	212	143	111	466	- 5	
Hollie L. Gallagher	374	47	25	72	1	0	1	0	0	0	51	213	122	60	395	- 21	
Shannon M. Gallagher	460	41	23	64	0	0	0	0	0	0	74	203	142	105	450	+ 10	
Daniel Gaul	558	51	30	81	0	0	0	0	0	0	71	252	188	128	568	- 10	
Michael E Jackson	531	50	21	71	0	0	0	0	0	0	60	248	156	138	542	- 11	
Lance T. Mason	420	50	27	77	0	0	0	0	1	1	71	165	145	116	426	- 6	
David T. Matia	450	51	28	79	0	1	1	0	1	1	83	200	146	100	446	+ 4	
Robert C. McClelland	520	47	22	69	0	0	0	0	3	3	64	290	125	110	525	- 5	
Timothy McCormick	388	46	32	78	0	0	0	0	0	0	71	196	126	73	395	- 7	
Nancy R. McDonnell	481	49	25	74	0	0	0	0	0	0	84	208	157	106	471	+ 10	
John P. O'Donnell	526	43	26	69	0	1	1	0	0	0	93	279	122	101	502	+ 24	
John J. Russo	195	28	9	37	1	0	1	0	1	1	47	116	58	11	185	+ 10	
Joseph D. Russo	494	51	29	80	0	0	0	0	1	1	79	240	127	128	495	- 1	
Michael J. Russo	444	44	21	65	0	2	2	0	0	0	79	195	154	81	430	+ 14	
Nancy Margaret Russo	287	46	27	73	0	0	0	0	0	0	76	125	103	56	284	+ 3	
Shirley Strickland Saffold	467	46	32	78	1	0	1	1	0	1	101	199	132	113	444	+ 23	
Brendan J. Sheehan	360	45	20	65	0	0	0	0	0	0	88	158	119	60	337	+ 23	
John D. Sutula	585	53	29	82	0	1	1	0	0	0	90	269	165	143	577	+ 8	
Kathleen Ann Sutula	385	49	24	73	0	0	0	0	0	0	91	179	109	79	367	+ 18	
Joan Synenberg	407	50	35	85	0	0	0	0	0	0	78	190	132	92	414	- 7	
José A. Villanueva	513	44	23	67	0	0	0	0	0	0	66	248	145	121	514	- 1	
TOTALS	15342	1605	873	2478	4	10	14	2	12	14	2594	7203	4651	3372	15226	+ 116	

Year to Date Summary

SUMMARY FOR THE COURT

January - May 2015

NAME	PEND	ASSIGNED			TRIALS						DISP	PENDING				+	-
		CV	CR	TOT	JURY			COURT				CV	FR	CR	TOT		
Dick Ambrose	452	283	152	435	2	1	3	0	0	0	454	206	110	117	433	+ 19	
Michael K. Astrab	478	280	135	415	1	6	7	1	1	2	403	213	148	129	490	- 12	
Pamela A. Barker	487	294	128	422	2	2	4	0	2	2	416	229	173	91	493	- 6	
Janet R. Burnside	436	277	170	447	1	0	1	2	6	8	409	220	133	121	474	- 38	
Deena R. Calabrese	473	278	159	437	0	6	6	1	1	2	434	219	137	120	476	- 3	
Maureen Clancy	430	287	136	423	0	4	4	0	0	0	453	196	145	59	400	+ 30	
Cassandra Collier-Willia	471	281	177	458	0	1	1	0	0	0	443	198	144	144	486	- 15	
Brian J. Corrigan	541	284	136	420	3	2	5	0	1	1	452	271	138	100	509	+ 32	
Peter J. Corrigan	432	273	121	394	0	1	1	1	1	2	397	217	110	102	429	+ 3	
Michael P. Donnelly	415	277	109	386	4	3	7	0	5	5	375	196	155	75	426	- 11	
Carolyn B. Friedland	483	288	135	423	2	0	2	0	9	9	413	240	136	117	493	- 10	
Stuart A. Friedman	520	274	126	400	1	4	5	0	5	5	441	204	182	93	479	+ 41	
Nancy A. Fuerst	393	260	133	393	2	1	3	0	1	1	381	209	124	72	405	- 12	
Steven E. Gall	494	279	173	452	0	6	6	0	2	2	480	212	143	111	466	+ 28	
Hollie L. Gallagher	379	276	101	377	3	2	5	0	1	1	361	213	122	60	395	- 16	
Shannon M. Gallagher	533	255	142	397	1	2	3	0	1	1	480	203	142	105	450	+ 83	
Daniel Gaul	644	285	141	426	1	3	4	0	2	2	502	252	188	128	568	+ 76	
Michael E Jackson	506	287	162	449	0	1	1	0	0	0	413	248	156	138	542	- 36	
Lance T. Mason	434	286	149	435	2	0	2	0	4	4	443	165	145	116	426	+ 8	
David T. Matia	455	292	166	458	0	5	5	0	2	2	467	200	146	100	446	+ 9	
Robert C. McClelland	538	276	144	420	0	0	0	1	4	5	433	290	125	110	525	+ 13	
Timothy McCormick	414	281	160	441	1	7	8	0	1	1	460	196	126	73	395	+ 19	
Nancy R. McDonnell	423	276	152	428	3	4	7	0	0	0	380	208	157	106	471	- 48	
John P. O'Donnell	555	264	146	410	3	4	7	4	0	4	463	279	122	101	502	+ 53	
John J. Russo	178	159	34	193	1	0	1	0	1	1	186	116	58	11	185	- 7	
Joseph D. Russo	477	281	130	411	2	0	2	0	1	1	393	240	127	128	495	- 18	
Michael J. Russo	403	274	130	404	0	2	2	0	2	2	377	195	154	81	430	- 27	
Nancy Margaret Russo	258	290	121	411	0	1	1	0	3	3	385	125	103	56	284	- 26	
Shirley Strickland Saffold	462	282	162	444	2	3	5	1	0	1	462	199	132	113	444	+ 18	
Brendan J. Sheehan	320	280	121	401	1	4	5	2	2	4	384	158	119	60	337	- 17	
John D. Sutula	569	287	158	445	0	1	1	0	2	2	437	269	165	143	577	- 8	
Kathleen Ann Sutula	347	290	140	430	0	6	6	0	0	0	410	179	109	79	367	- 20	
Joan Synenberg	398	298	186	484	0	2	2	0	1	1	468	190	132	92	414	- 16	
José A. Villanueva	551	279	114	393	1	3	4	1	1	2	430	248	145	121	514	+ 37	
TOTALS	15349	9413	4749	14162	39	87	126	14	62	76	14285	7203	4651	3372	15226	+ 123	

Corrections/Adjustments