



***Statistics Report
January 2015***

***John J. Russo
Administrative and Presiding Judge***

TABLE OF CONTENTS

Criminal Statistics

Newly Filed, Re-Activated and Transferred in Cases _____	4
Yearly Criminal Terminations _____	5
Pending Criminal Cases End of Period _____	6
Clearance Rate _____	7
Arrest to Disposition Timeline _____	8
Average Arrest to Disposition Timeline (Jail Cases) _____	9
Average Arrest to Disposition Timeline (Non-Jail Cases) _____	10
Average Arrest to Disposition Timeline (Jail and Non-Jail Cases) _____	11
Yearly Average Arrest to Disposition Timeline _____	12
Indictments and Informations Filed With the Clerk of Courts _____	13
Bail Case Arraignment Activity _____	14
Overall Arraignment Statistics _____	15

Foreclosure Statistics

Total Pending Judicial Foreclosure Cases Referred to Magistrates _____	17
Total Pending Tax Lien & Certificate Cases Referred to Magistrates _____	18
Percentage of Pending Judicial Foreclosure Cases By Filing Year _____	19
Judicial Foreclosure Clearance Rate Year 2015 _____	20
Avg. Number of Days to Disp. (Excl. Bank. Stays & Tax Lien & Tax Cert.) _____	21
Avg. Number of Days to Disp. (Excl. Bank. Stays & Incl. Tax Lien & Tax Cert.) _____	22
Total New Judicial Foreclosure Filings _____	23
New Marsh of Lien/Quiet Title/Partition Case Filings for Years 2005 – 2015 YTD _____	24
New Marsh of Lien/Quiet Title/Partition Case Filings by month for 2015 YTD _____	24
New Tax Lien & Certificate Filings for Years 2005 – 2015 YTD _____	25
New Tax Lien & Certificate Filings by Month for Year 2015 YTD _____	25
Total New Judicial Foreclosure Filings Years 2005 – 2015 YTD _____	26
Total New Judicial Foreclosure Filings by Month for Year 2015 YTD _____	26
Magistrate’s Monthly Reports _____	27
Report CMSR1062 - Judicial Foreclosure Statistics by Judge _____	35
Monthly Summary _____	41
Year to Date Summary _____	43
Corrections/Adjustments _____	45

Criminal Case Statistics

CUYAHOGA COUNTY COMMON PLEAS COURT

Newly Filed, Re-Activated and Transferred in Cases

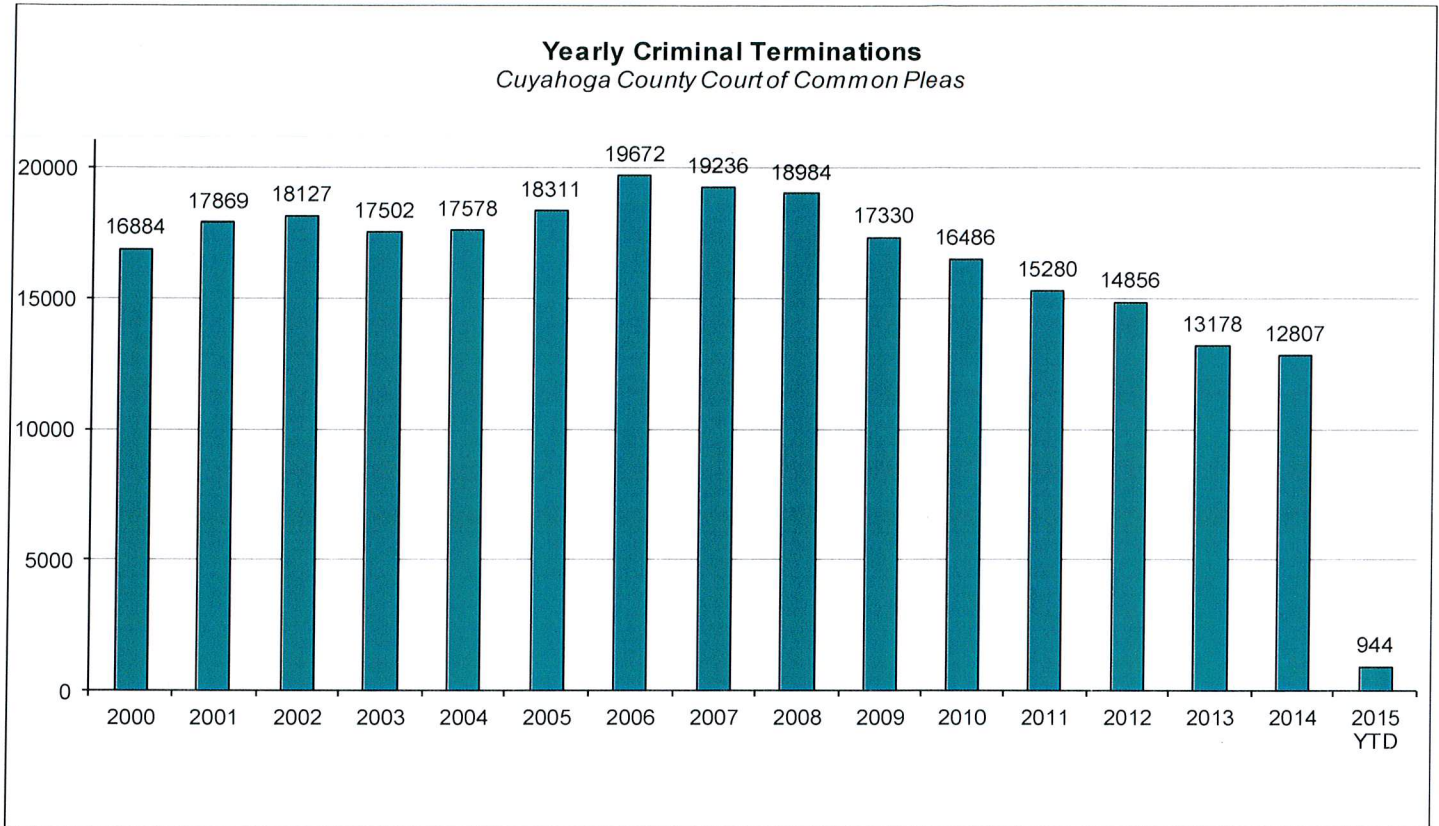
The following chart is a representation of all filed cases in Cuyahoga County Court of Common Pleas from 2000 – January 2015. Newly filed cases are defined as having been arraigned and assigned to a Judge. Re-activated cases are defined as cases where a defendant was unavailable for trial and has now become ready to proceed. Transferred cases are defined as cases moved from one judge’s docket to another. This could be due to re-assignment to a Mental Health Judge or after additional information indicates that by Court rule, the case should have been assigned to another Judge.



CUYAHOGA COUNTY COMMON PLEAS COURT

Yearly Criminal Terminations

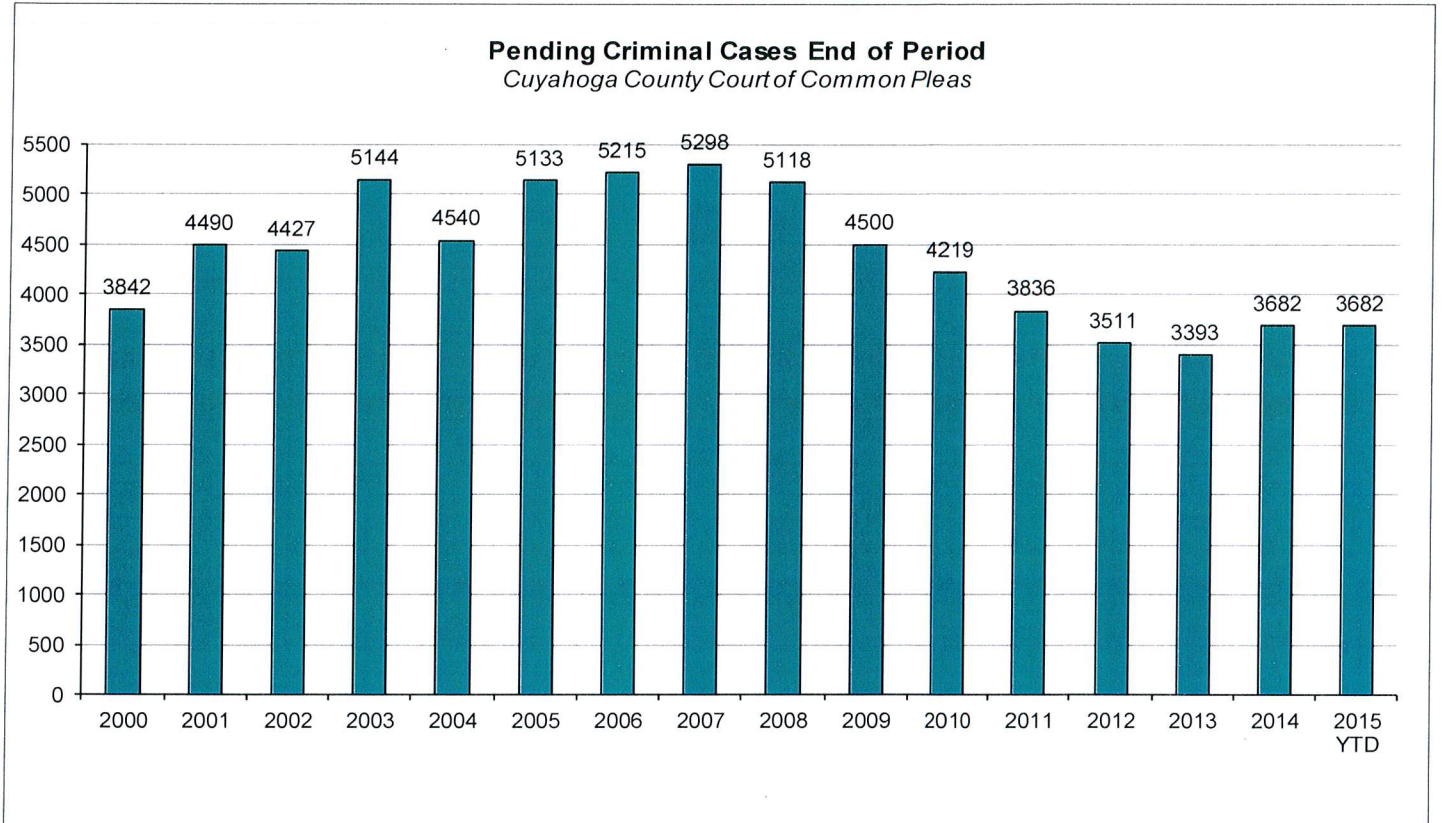
The following chart represents cases that have been terminated by the court from 2000 – January 2015. These cases have been terminated either by trial; plea, dismissal or a defendant is unavailable for trial or sentencing.



CUYAHOGA COUNTY COMMON PLEAS COURT

Pending Criminal Cases End of Period

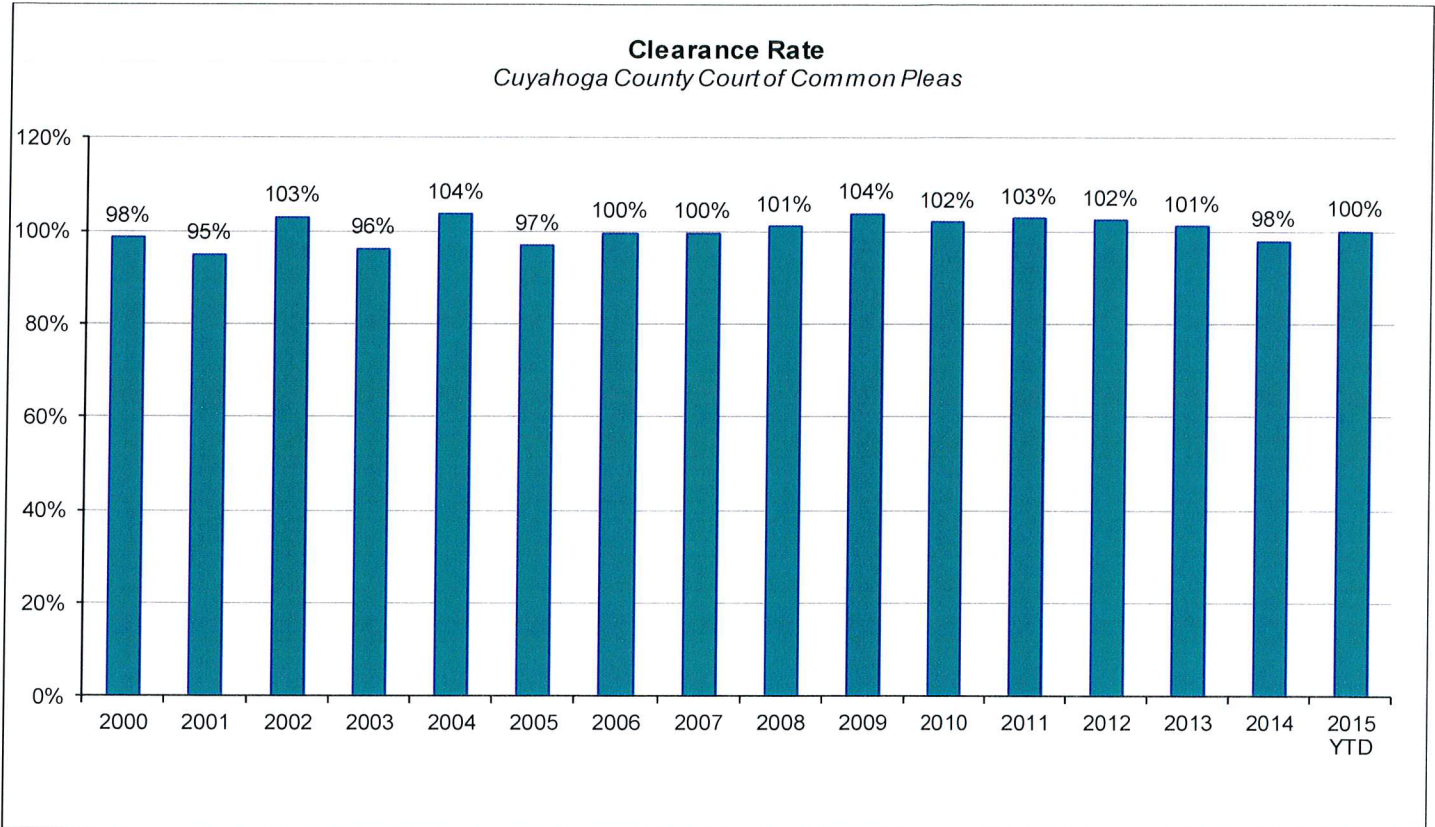
The following chart represents the total number of cases pending at the end of the reporting period from 2000 – January 2015. Pending criminal cases at the end of the period is determined by adding the total number of pending cases at the beginning of the reporting period, and all newly filed, re-activated and transferred in cases. The total number of cases terminated in the period is subtracted from the sum total pending at the beginning of the period to give the value pending at the end of the period.



CUYAHOGA COUNTY COMMON PLEAS COURT

Clearance Rate

The Clearance Rate is the total number of outgoing cases as a percentage of the number of incoming cases. Clearance rate measures whether the court is keeping up with its incoming caseload. If cases are not disposed in a timely manner, a backlog of cases awaiting disposition will grow. A Clearance Rate of 100% indicates that at least as many cases have been filed, reopened, or reactivated in a period have been disposed.



Arrest to Disposition Timeline

Arrest to disposition timeline is a method to measure how felony cases flow through the Cuyahoga County Criminal Justice System. By capturing how long a case takes to move from stage to stage, we can examine where problems may exist and where potential improvements in case processing can be made.

The source data was extracted from the Cuyahoga County Court of Common Pleas Case Management System. The overall population of sample data was based on cases terminated in a given month excluding cases that have gone through diversion programs. A case is defined as a defendant and all charges involved in a single incident. The period for the extracted data is from January 2015.

The stages examined were:

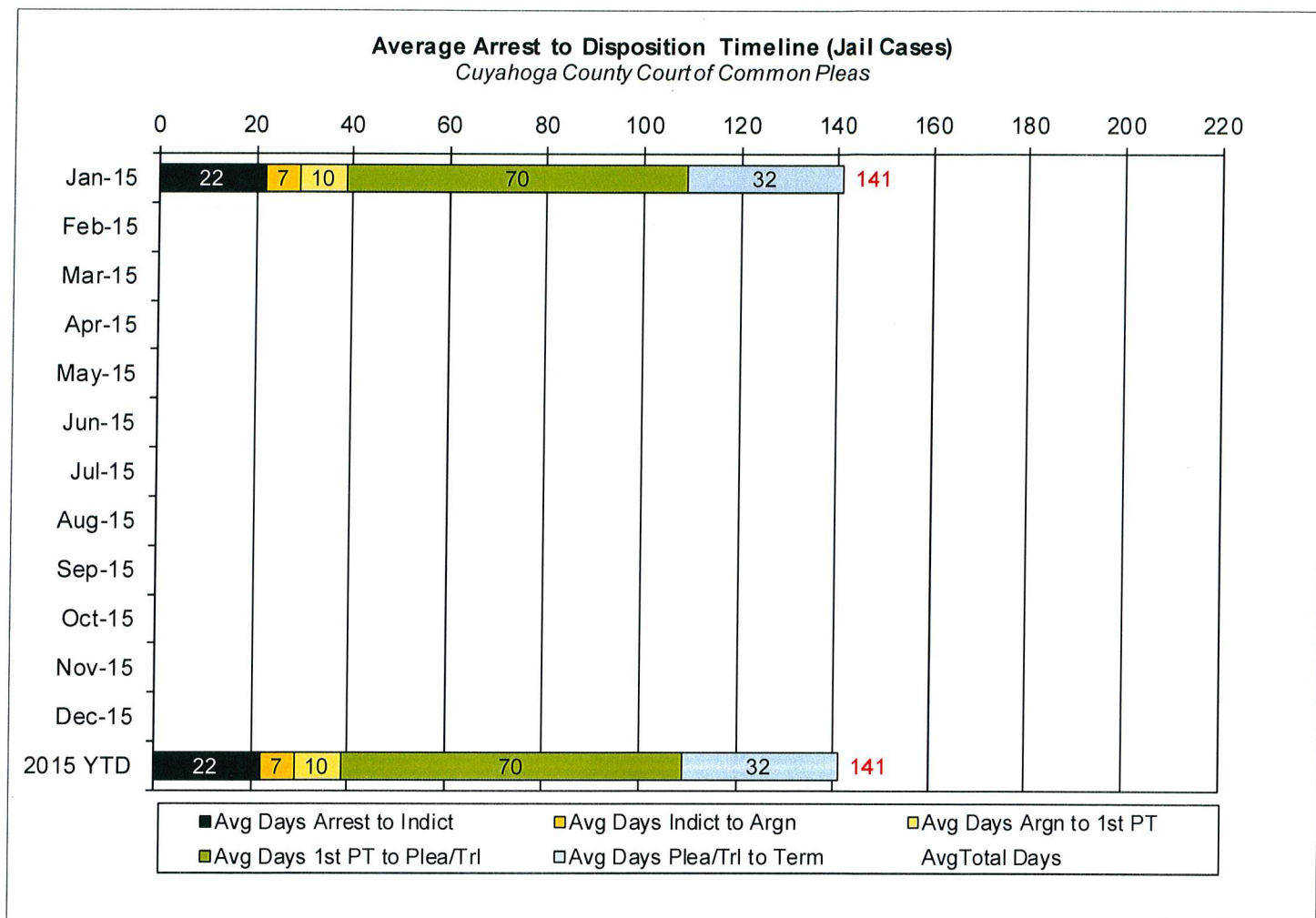
Arrest to Indictment
Indictment to Arraignment
Arraignment to 1st Pre-Trial
1st Pre-Trial to Plea/Trial
Plea/Trial to Termination

Due to the fact that each case may or may not have all of the stage date elements, a method to arrive at stage averages was applied. For a case to be included in the average for a stage there would need to be both dates for the given stage. A case would be included in the Arrest to Indictment stage if both arrest date and indictment date were available. This method was applied to each of the five stages. Next we calculated the total number of cases that met the date criteria for each of the ranges and also the total number of days between each date. To arrive at an average, the total number of days for each case in each range was calculated and divided by the total number of cases that met the date criteria. If a case had a time period or periods where the defendant was capiased or referred to the Psych Clinic, that amount of time was subtracted from the appropriate range. For re-indicted cases, the original arrest date is used.

The following three charts are for Jail, Non-Jail and combined Jail and Non-Jail cases. Jail and Non-Jail cases are defined by the posting of bond prior to plea or trial.

CUYAHOGA COUNTY COMMON PLEAS COURT

Average Arrest to Disposition Timeline (Jail Cases)



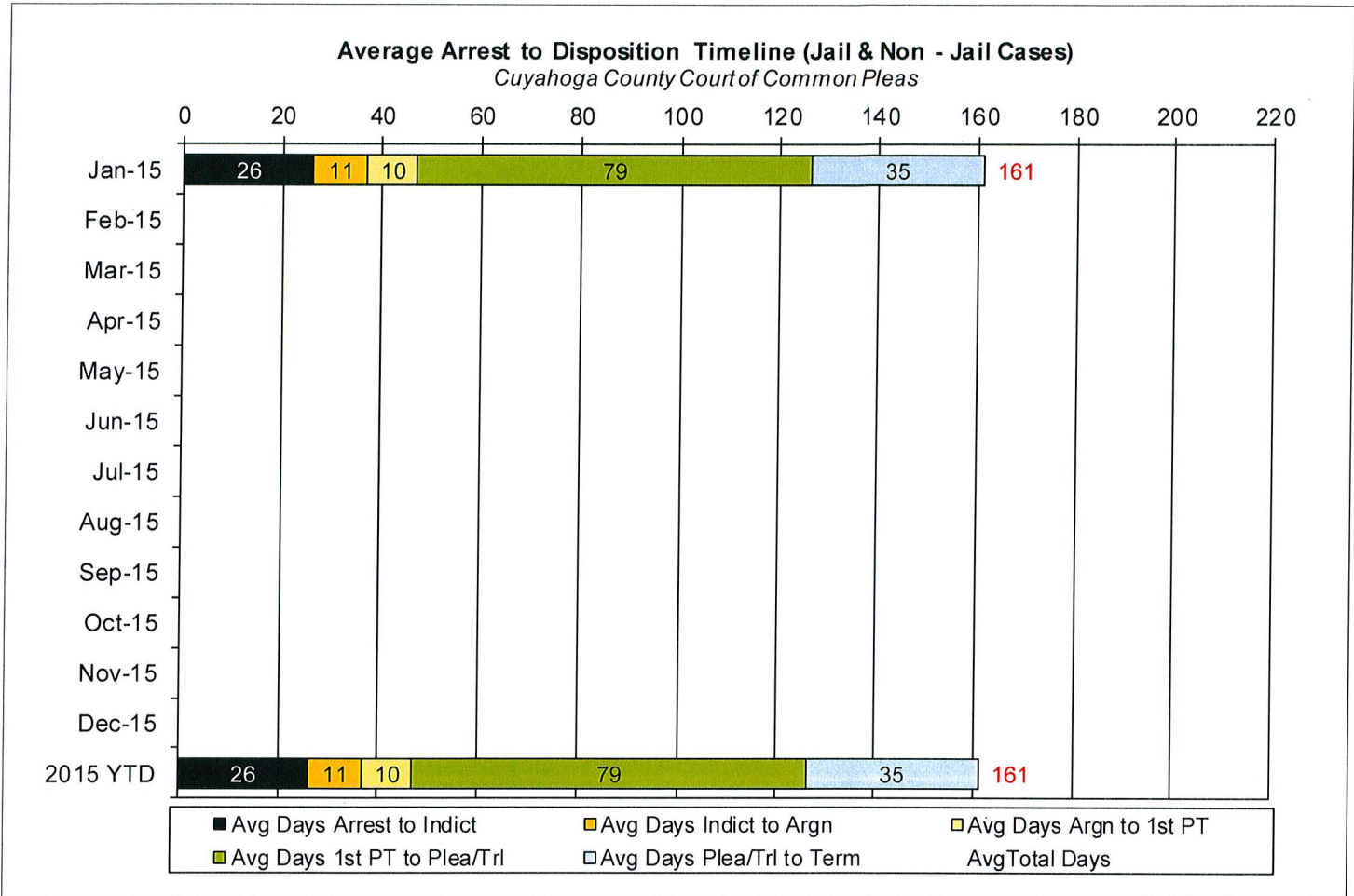
CUYAHOGA COUNTY COMMON PLEAS COURT

Average Arrest to Disposition Timeline (Non-Jail Cases)



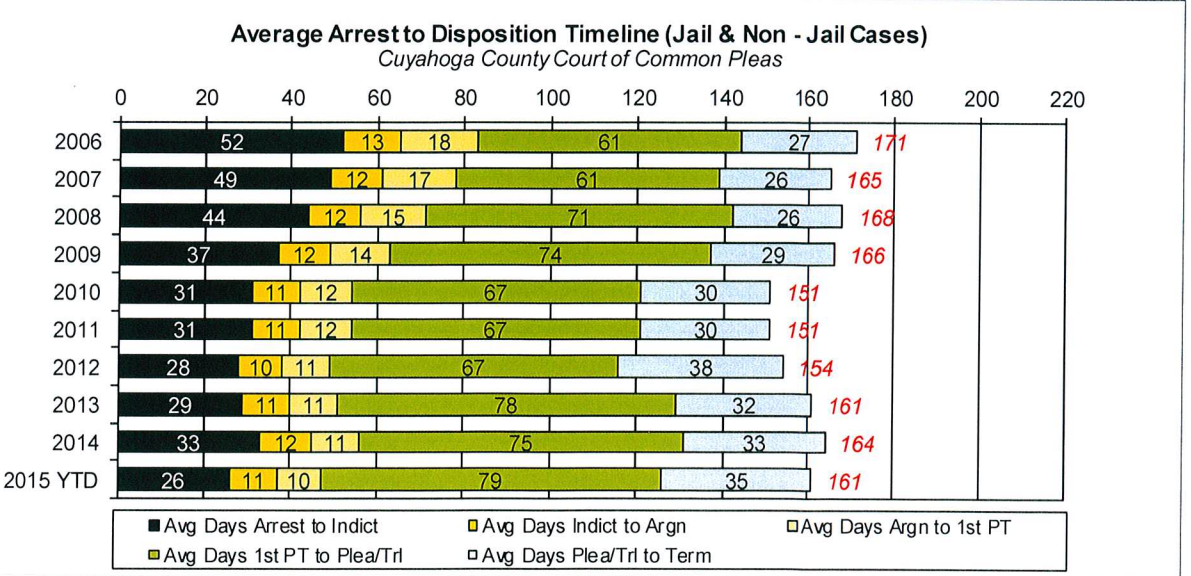
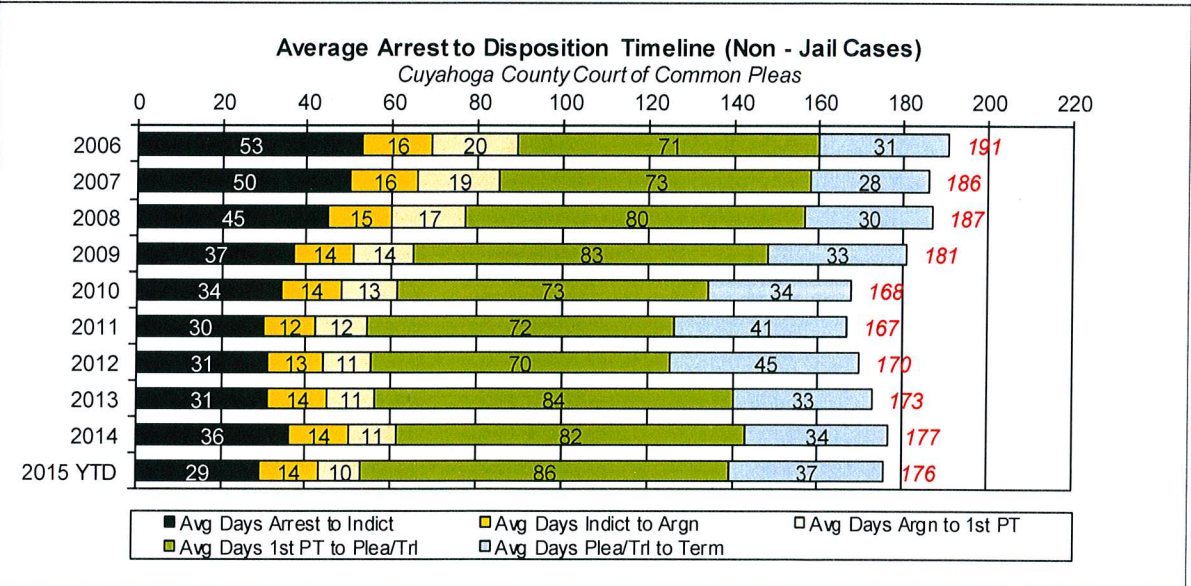
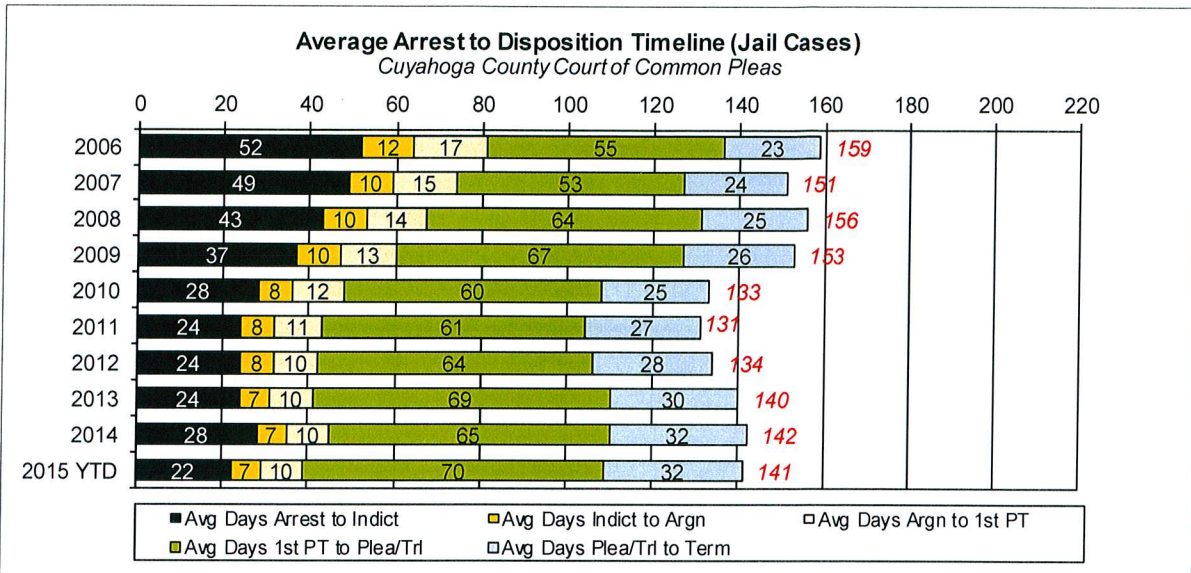
CUYAHOGA COUNTY COMMON PLEAS COURT

Average Arrest to Disposition Timeline (Jail and Non-Jail Cases)



CUYAHOGA COUNTY COMMON PLEAS COURT

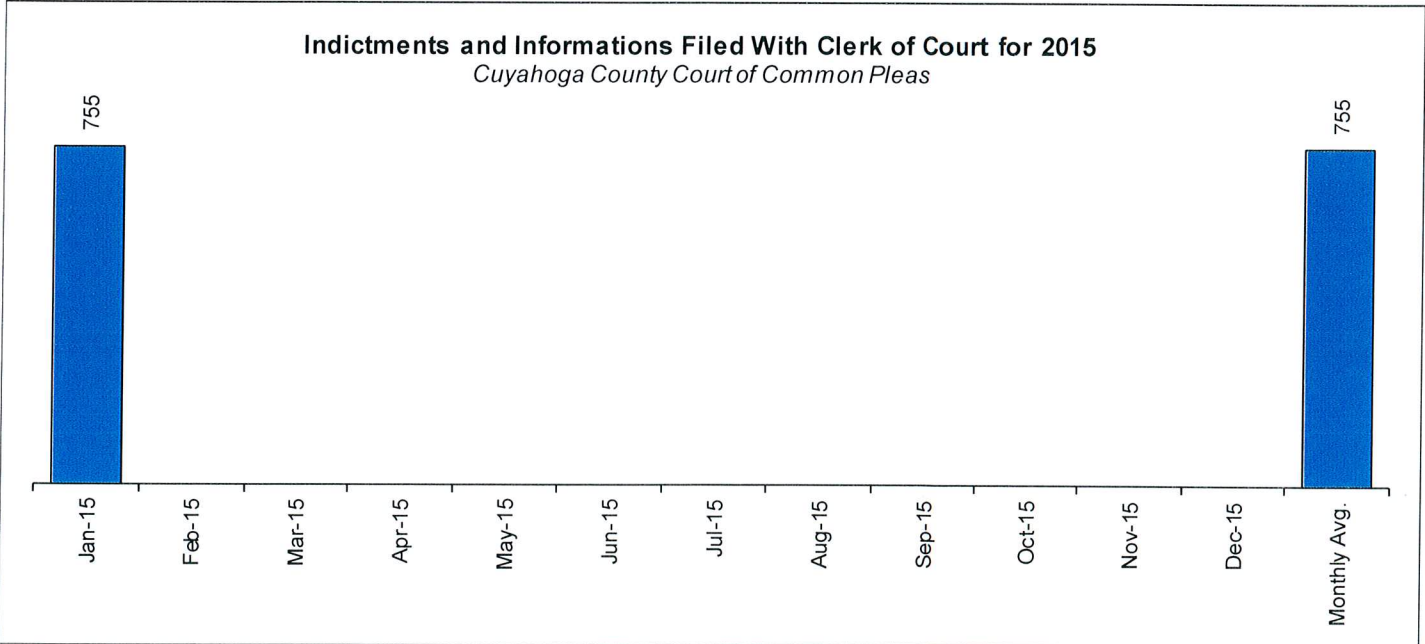
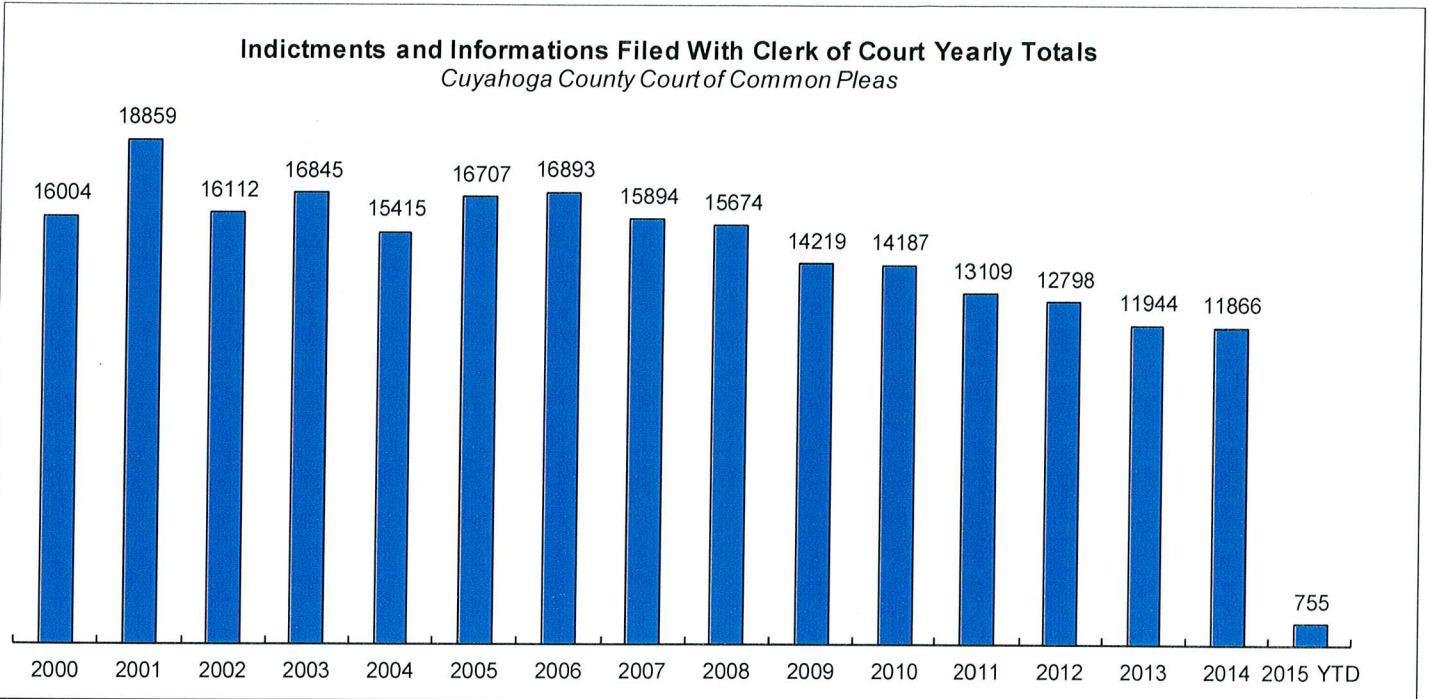
Yearly Average Arrest to Disposition Timeline



CUYAHOGA COUNTY COMMON PLEAS COURT

Indictments and Informations Filed With the Clerk of Courts

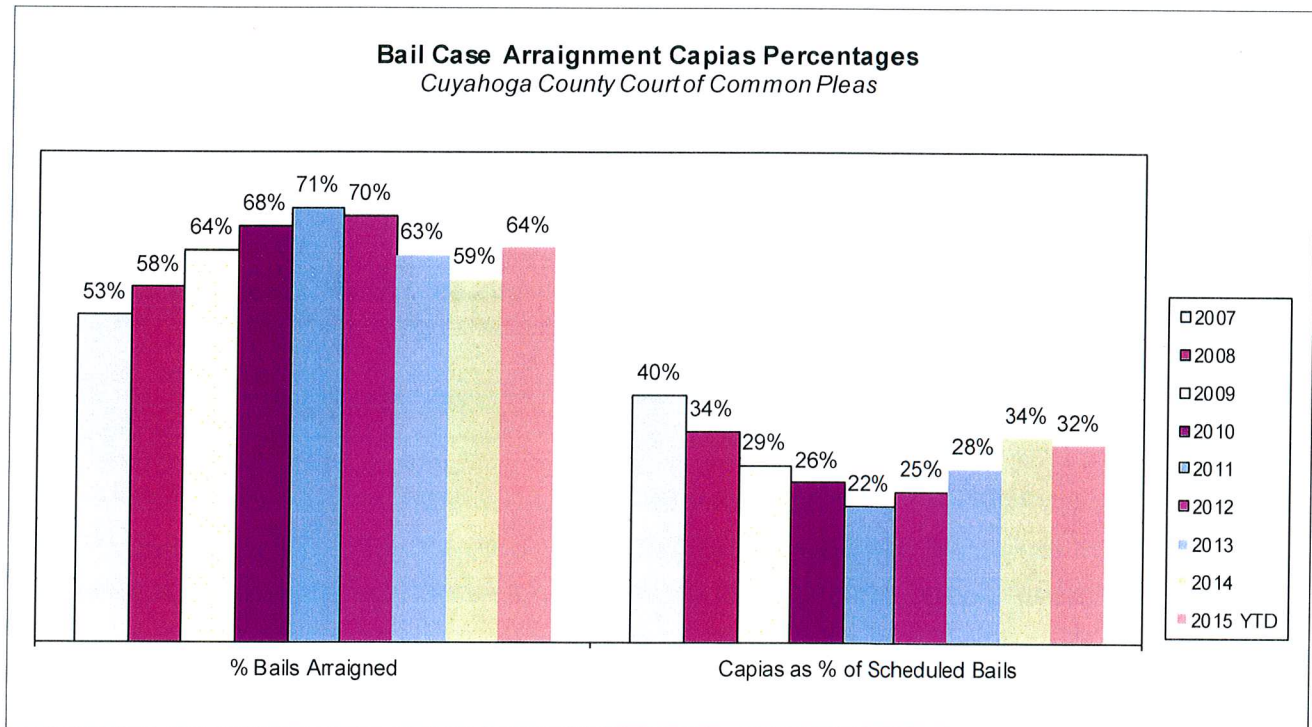
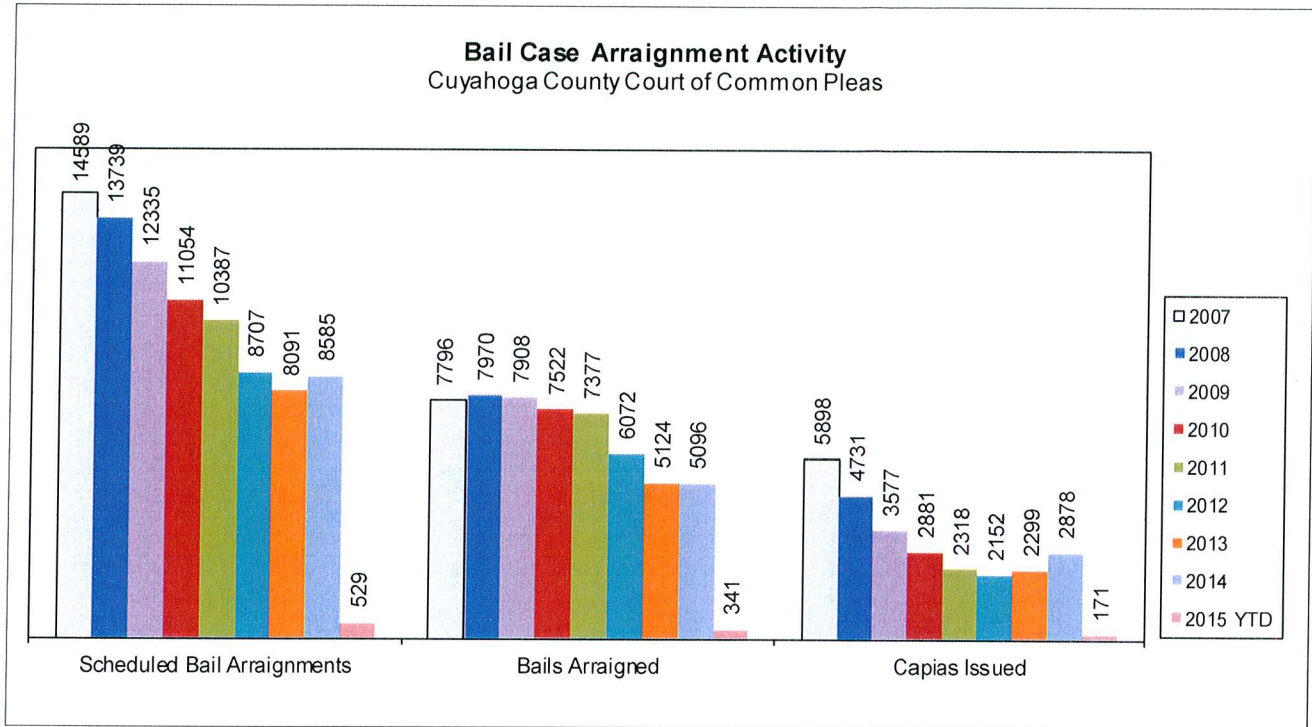
The following charts are reflective of Indictments and Informations filed with the Criminal Clerk of Courts from 2000. The source for this information was the Criminal Clerk's Office.



CUYAHOGA COUNTY COMMON PLEAS COURT

Bail Case Arraignment Activity

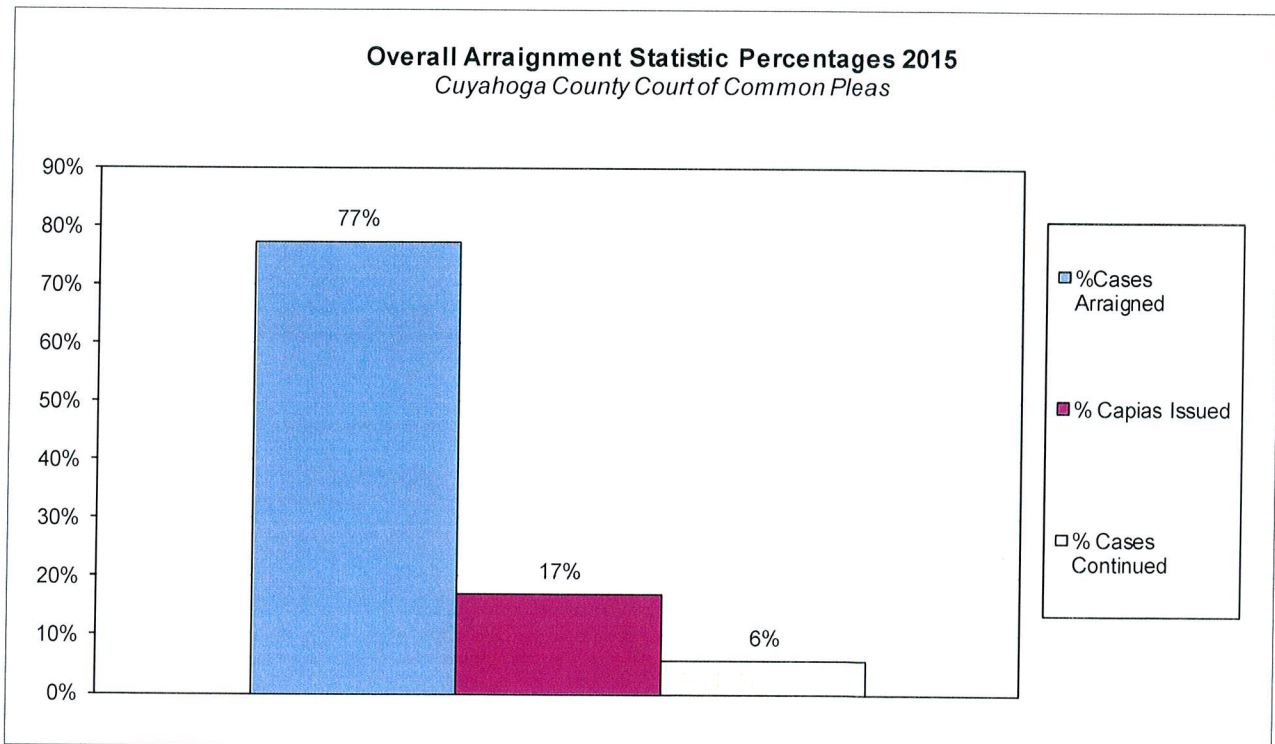
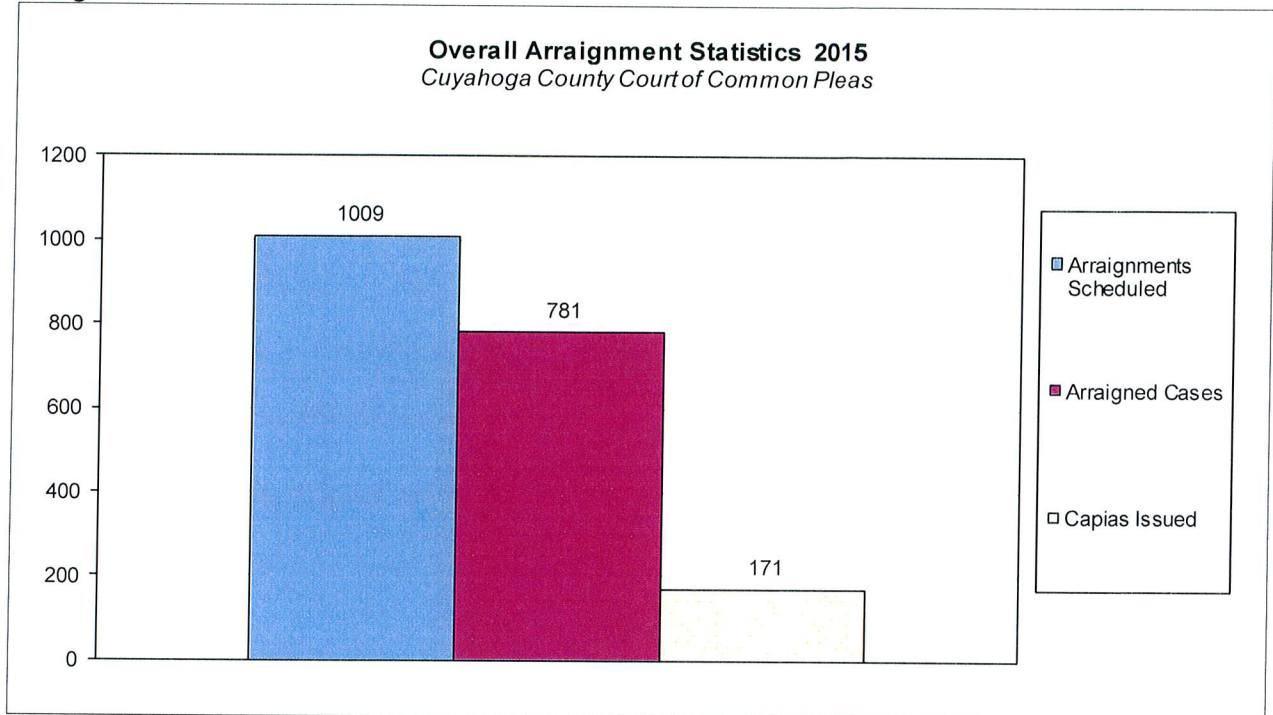
The following charts are reflective of arraignment activity where the defendant was not incarcerated at the time of arraignment. The source for this information was the Criminal Records Department.



CUYAHOGA COUNTY COMMON PLEAS COURT

Overall Arraignment Statistics

The arraignment statistics were provided by the Criminal Records Department. They are provided to give a representation of arraignment activity in the Court in 2015. These statistics include jail and non-jail arraignments.




Judicial Foreclosure Statistics¹

¹ For clarification purposes, Foreclosure cases in this report are identified as Judicial Foreclosure filings (filing codes 1460 (Foreclosure Marsh. Of Lien), 1465(Tax Lien), 1466 (Tax Certificate), 1470 (Quiet Title), and 1480 (Partition)). These cases are different from Board of Revision Foreclosures, which are not reported here.

CUYAHOGA COUNTY COMMON PLEAS COURT

Total Pending Judicial Foreclosure Cases Referred to Magistrates

The following chart is a display of the total number of pending Judicial Foreclosure cases referred to the Magistrates on specific dates. The table below shows the number of these cases pending from each year since 2000.




Year	As of: 2/11/2015																			
2000	0																			
2001	0																			
2002	1																			
2003	2																			
2004	0																			
2005	0																			
2006	1																			
2007	5																			
2008	4																			
2009	9																			
2010	19																			
2011	42																			
2012	145																			
2013	547																			
2014	3532																			
2015	603																			
Total	4910																			

CUYAHOGA COUNTY COMMON PLEAS COURT

Total Pending Tax Lien & Certificate Cases Referred to Magistrates

The following chart is a display of the number of pending tax Judicial Foreclosure cases referred to the Magistrates on specific dates. The table below shows the number of pending tax Judicial Foreclosure cases in each year since 2000.




Year	As of:	2/11/2015																		
2000		0																		
2001		0																		
2002		1																		
2003		0																		
2004		0																		
2005		0																		
2006		1																		
2007		2																		
2008		0																		
2009		6																		
2010		3																		
2011		19																		
2012		35																		
2013		170																		
2014		827																		
2015		71																		
Total		1135																		

CUYAHOGA COUNTY COMMON PLEAS COURT

Percentage of Pending Judicial Foreclosure Cases By Filing Year

The following chart is a representation of the total number of pending Judicial Foreclosure cases by filing year expressed as a percentage on a specific date. The table below is the supporting data for this chart.





	As of:	2/11/2015	% of Total
Year			
2000		0	0.00%
2001		0	0.00%
2002		1	0.02%
2003		2	0.04%
2004		0	0.00%
2005		0	0.00%
2006		1	0.02%
2007		5	0.10%
2008		4	0.08%
2009		9	0.18%
2010		19	0.39%
2011		42	0.86%
2012		145	2.95%
2013		547	11.14%
2014		3532	71.93%
2015		603	12.28%
Total		4910	100.00%

CUYAHOGA COUNTY COMMON PLEAS COURT

Judicial Foreclosure Clearance Rate Year 2015

The Clearance Rate is the number of outgoing cases as a percentage of the number of incoming cases. Clearance rate measures whether the court is keeping up with its incoming caseload. If cases are not disposed in a timely manner, a backlog of cases awaiting disposition will grow. A Clearance Rate of 100% indicates that at least as many cases as have been filed, reopened, or reactivated in a period have been disposed.

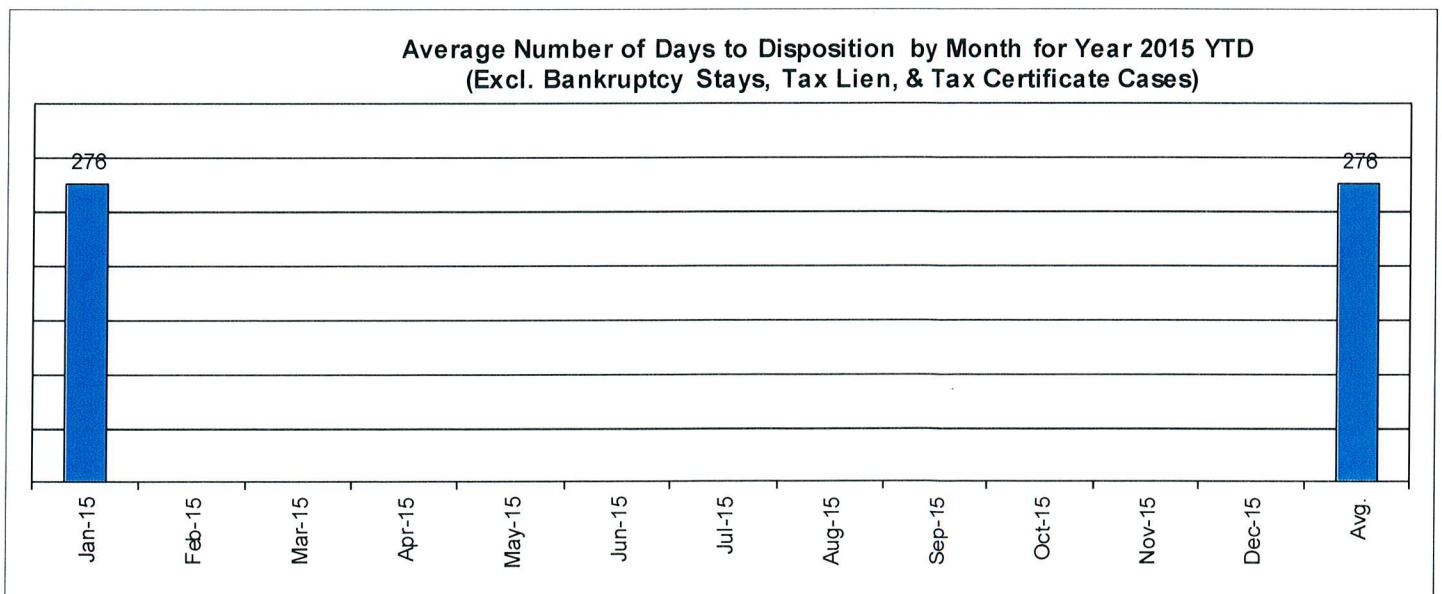
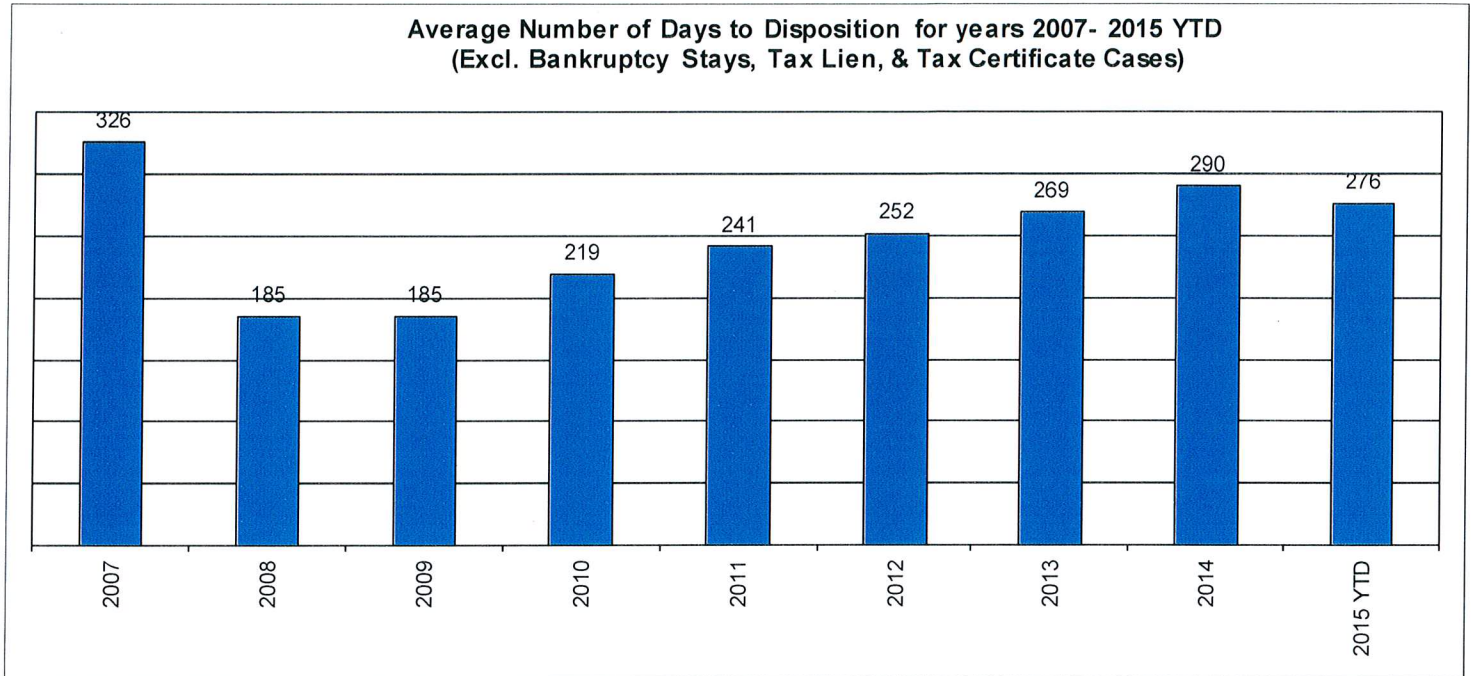


	Referrals & Reinstates	Dispositions	Clearance Rate
Jan-15	532	668	126%
Feb-15			
Mar-15			
Apr-15			
May-15			
Jun-15			
Jul-15			
Aug-15			
Sep-15			
Oct-15			
Nov-15			
Dec-15			
Avg	532	668	126%
Total	532	668	

CUYAHOGA COUNTY COMMON PLEAS COURT

Avg. Number of Days to Disp. (Excl. Bank. Stays & Tax Lien & Tax Cert.)

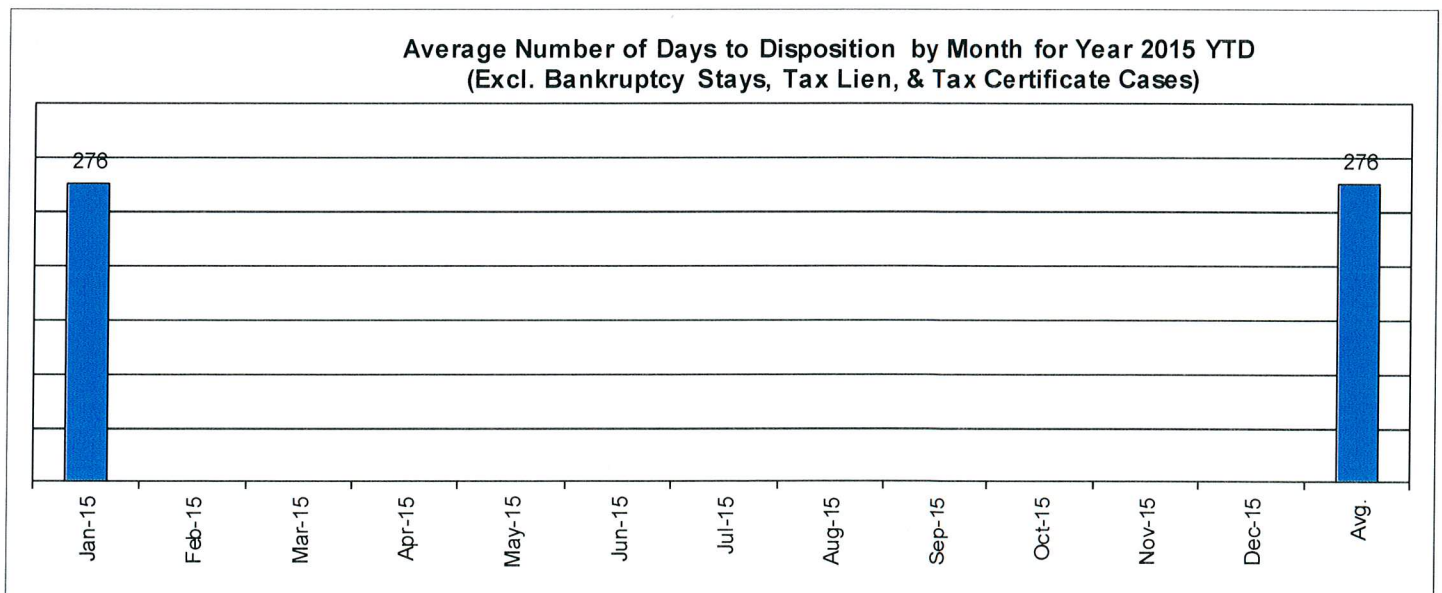
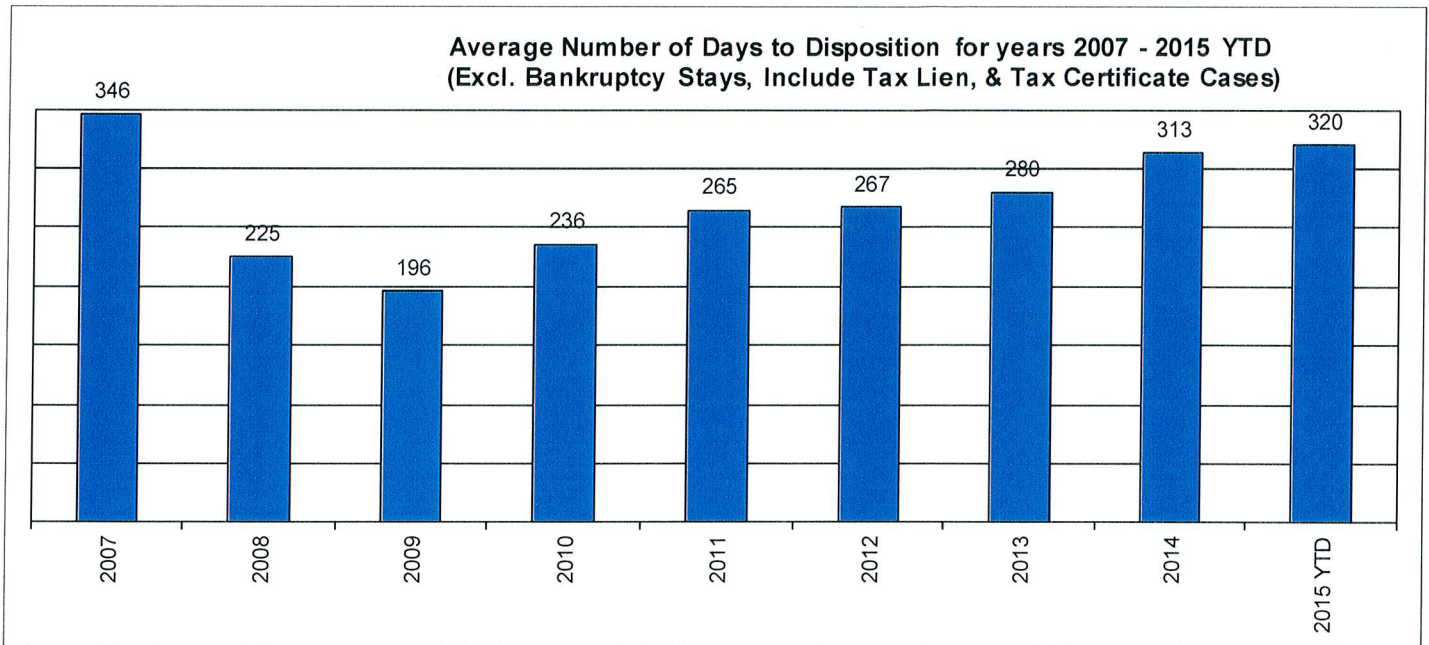
The average number of days to disposition is the number of days from filing to a final disposition entry being filed with the Clerk of Court. The data sample is based on all judicial foreclosure cases terminated by decree or dismissal (cases terminated by bankruptcy are not included) in a month. Each case is examined to determine the number of days between filing and termination with the periods that a case may have been in bankruptcy subtracted. Adding the total days of all of the cases minus bankruptcy periods and dividing by the total number of cases calculates the average. In the following chart, tax judicial foreclosure cases are excluded.



CUYAHOGA COUNTY COMMON PLEAS COURT

Avg. Number of Days to Disp. (Excl. Bank. Stays & Incl. Tax Lien & Tax Cert.)

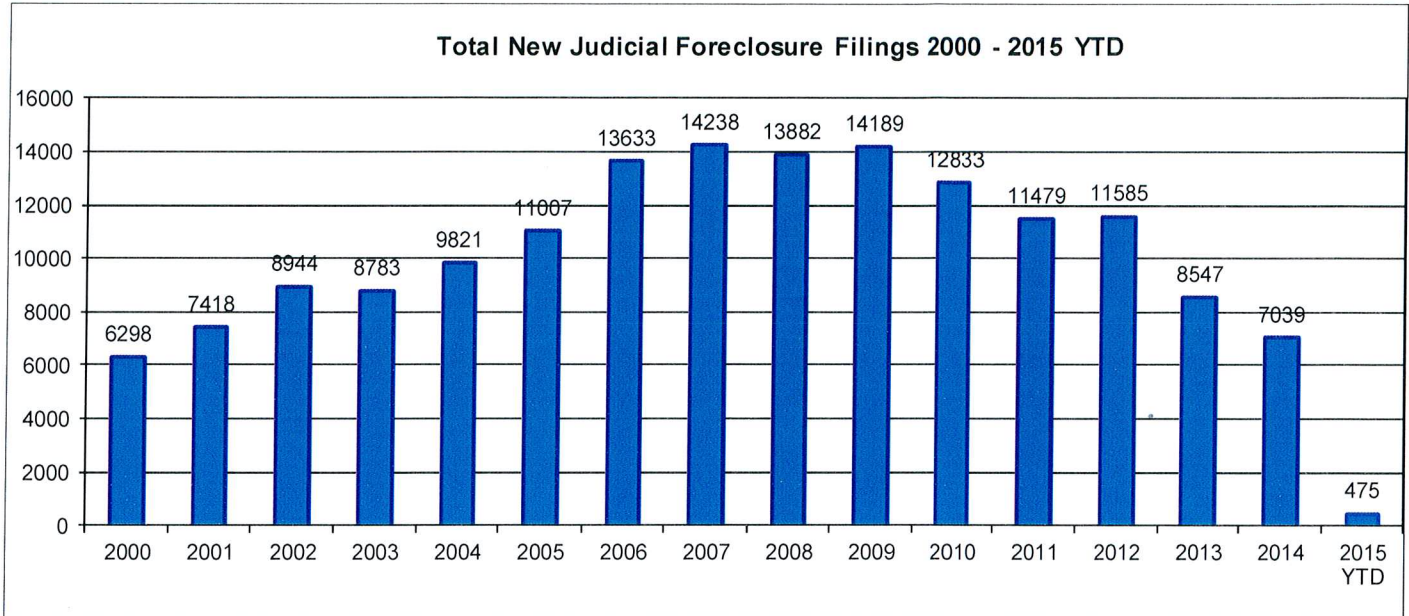
The average number of days to disposition is the number of days from filing to a final disposition entry being filed with the Clerk of Court. The data sample is based on all Judicial Foreclosure cases terminated by decree or dismissal (cases terminated by bankruptcy are not included) in a month. Each case is examined to determine the number of days between filing and termination with the periods that a case may have been in bankruptcy subtracted. Adding the total days of all of the cases minus bankruptcy periods and dividing by the total number of cases calculates the average. In the following chart, all types of Judicial Foreclosure cases are included.



Total New Judicial Foreclosure Filings

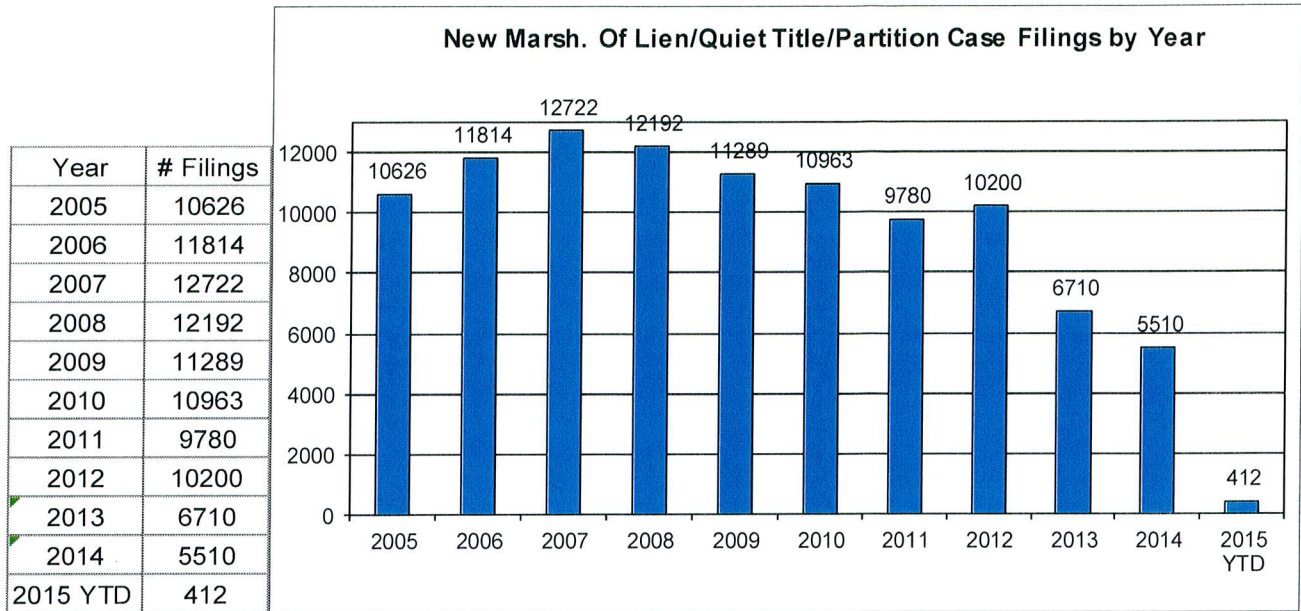
The following charts are provided as a historical view of new judicial foreclosure filings.

1. Total New Judicial Foreclosure Filings from 2000 – 2015 by year
2. Total New Marsh of Lien/Quiet Title/Partition Filings from 2005 – 2015 by month
3. Total New Tax Lien & Tax Certificate Filings for 2005 – 2015 by month
4. Total New Judicial Foreclosure Filings from 2005 – 2015 by month




CUYAHOGA COUNTY COMMON PLEAS COURT

New Marsh of Lien/Quiet Title/Partition Case Filings for Years 2005 – 2015 YTD

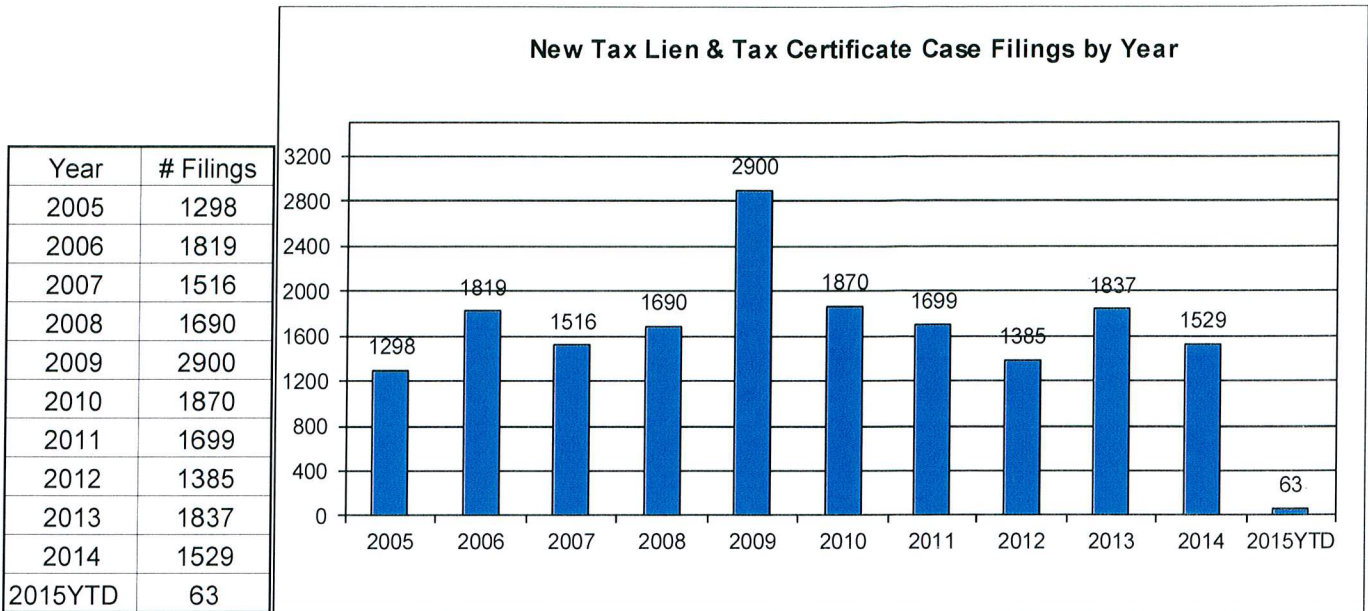


New Marsh of Lien/Quiet Title/Partition Case Filings by month for 2015 YTD

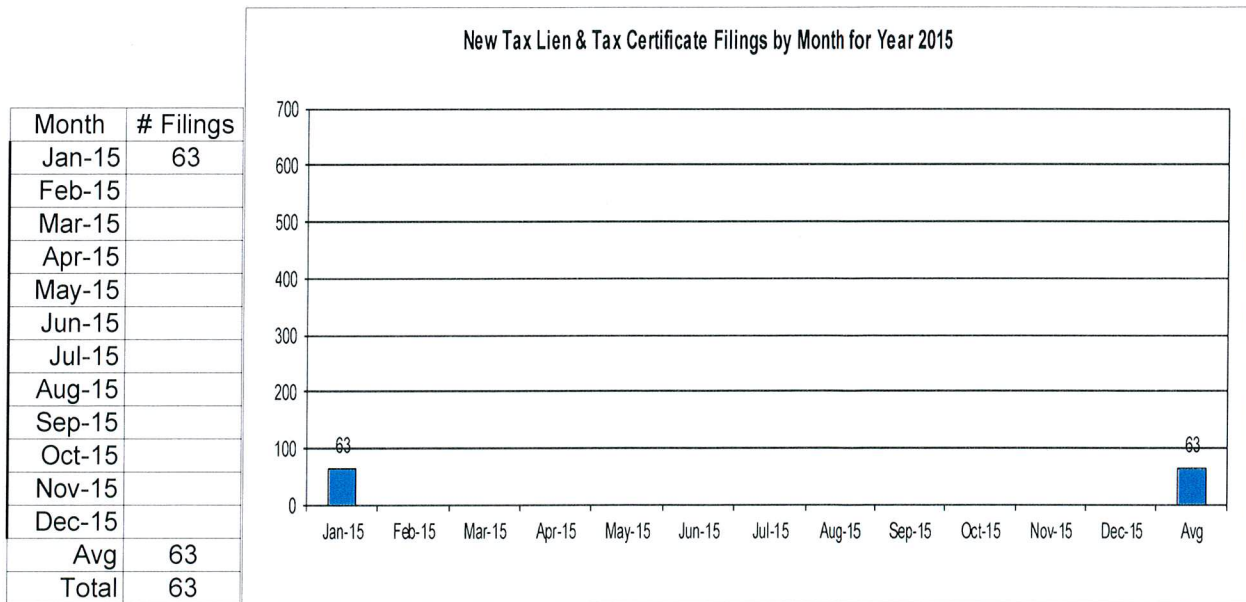


CUYAHOGA COUNTY COMMON PLEAS COURT

New Tax Lien & Certificate Filings for Years 2005 – 2015 YTD



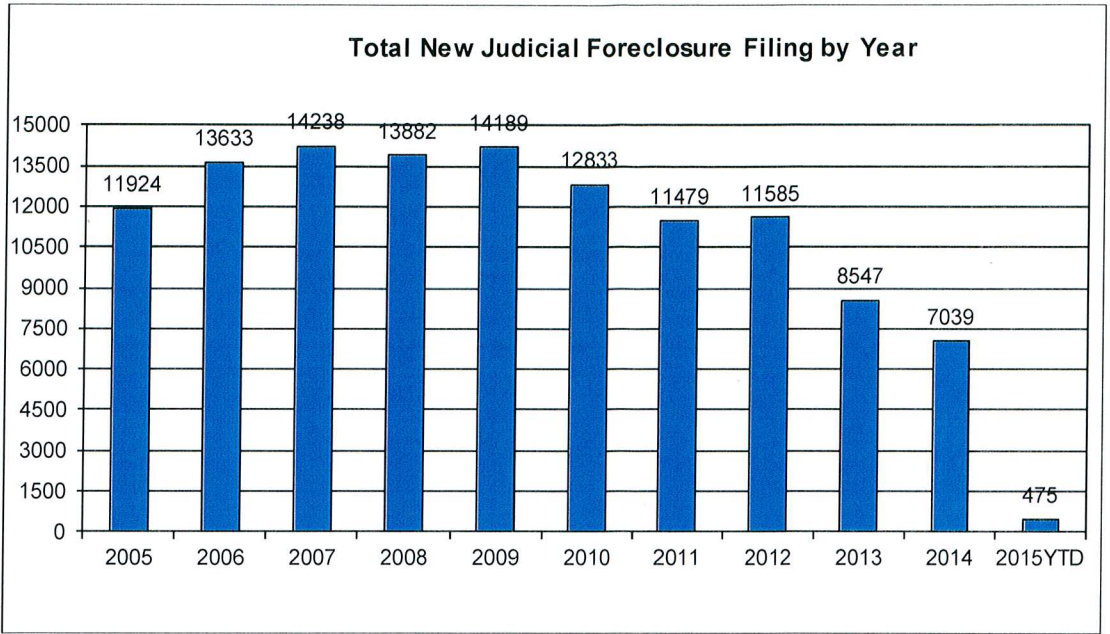
New Tax Lien & Certificate Filings by Month for Year 2015 YTD



CUYAHOGA COUNTY COMMON PLEAS COURT

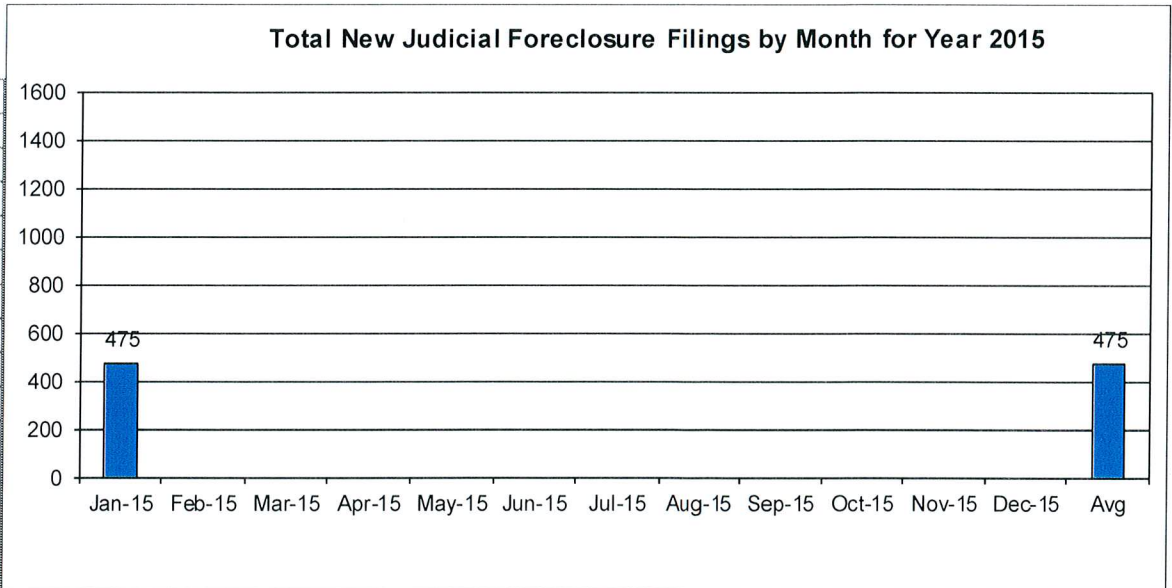
Total New Judicial Foreclosure Filings Years 2005 – 2015 YTD

Year	# Filings
2005	11924
2006	13633
2007	14238
2008	13882
2009	14189
2010	12833
2011	11479
2012	11585
2013	8547
2014	7039
2015 YTD	500



Total New Judicial Foreclosure Filings by Month for Year 2015 YTD

Month	# Filings
Jan-15	500
Feb-15	
Mar-15	
Apr-15	
May-15	
Jun-15	
Jul-15	
Aug-15	
Sep-15	
Oct-15	
Nov-15	
Dec-15	
Avg	500
Total	500



Magistrate's Monthly Reports

The Magistrates' Monthly Report consists of 5 reports. Below is a description of each.

Magistrate's Monthly Supplemental Journal Entry Report (R415)

Retrieves total number of supplemental entries and Decrees of Confirmation of Sheriff's sale created during a specific period. A supplemental entry is any journal created by a magistrate, which does not close out a case. For example, any magistrate's order (MG) setting a hearing, any journal entry (JE) ruling on a motion, journals confirming Sheriff's sales, etc.).

Magistrate's Full Disposition Count by Magistrate Report (R413)

Retrieves total number of cases disposed of during a specific period. The dispositions are grouped by Magistrate and then broken down by the type of disposition (i. e. Default, Dismissed with Prejudice, Dismissed without Prejudice, etc.) This report can be printed three different ways. Including tax cases (Full Dispositions), excluding tax cases (Non-Tax Dispositions), and Tax cases only (Tax Dispositions).

Magistrate's Monthly Cases Referred/Reinstated Report (R418)

Retrieves newly filed cases referred to the Magistrates Dept. and cases previously disposed by the Magistrates Dept. that are reinstated and re-referred to the magistrates. The cases are separated by Tax (filing code 1465; Tax Judicial Foreclosure & 1466; Tax Certificate Judicial Foreclosure) and Non-Tax (1460; Judicial Foreclosure Marsh. Of Lien, 1480; Partition, 1470; Quiet Title, misc. (i. e. 1391; Contract Other, etc.).

Magistrate's Monthly Hearing Totals Report (R3146)

Retrieves total number of hearings held during one month. The hearings are grouped by Magistrate and then broken down by what type hearing was held (i. e. Default, Pretrial, etc.).

Magistrate's Monthly Case Load Report (R3147)

Retrieves individual caseload totals for individual magistrates during a specific period. The cases are grouped by magistrate and then broken down by case type (i. e. tax judicial foreclosure, tax certificate judicial foreclosure and non-tax judicial foreclosure).

CUYAHOGA COUNTY COURT OF COMMON PLEAS

DATE: 02/11/2015
TIME: 9:09 AM

OFFICE OF THE MAGISTRATES
MAGISTRATE'S MONTHLY SUPPLEMENTALS BY CASE
REPORTING PERIOD: JANUARY 2015

PAGE: 1
CMSR415D

SUPPLEMENTALS

AUGUSTYN	226
BAKER	262
BUCHA	252
DYKE	233
GAUNTNER	0
GONZALEZ	208
HIPPLEY	212
JACKSON A	260
JACKSON J	261
KLEIN	215
LUCAS	261
OLSZTYN	309
VOZAR	237
WEISS	247
UNACCOUNTED FOR	0

TOTAL	3183
--------------	-------------

CONFIRMATIONS

TOTAL	28
--------------	-----------

CUYAHOGA COUNTY COURT OF COMMON PLEAS
OFFICE OF THE MAGISTRATES
Full Disposition Count by Magistrate
REPORTING PERIOD: FROM 01/01/2015 TO 01/31/2015

DATE: 02/11/2015
 TIME: 9:10 AM

PAGE: 1
 CMSR413

MagID	Dispose Type	Tax Cert.	Tax Treas.	Total
KCA	Bank	0	0	0
	Def	0	0	10
	Dism	0	0	8
	Ref. Vacate	0	0	0
	Court Trial	0	0	0
	Other	0	2	8
	<u>MAG'S TOTAL</u>		0	2

Decrees	473
Defaults	291
Other	181
Court Trial	1
Dismissals	182
Bankruptcy	13
Ref. Vacated	0
Grand Total	668

GDB	Bank	0	0	2
	Def	5	0	32
	Dism	3	1	11
	Ref. Vacate	0	0	0
	Court Trial	0	0	0
	Other	2	1	14
	<u>MAG'S TOTAL</u>		10	2

SMB	Bank	0	0	0
	Def	2	0	15
	Dism	3	0	16
	Ref. Vacate	0	0	0
	Court Trial	0	0	1
	Other	1	1	10
	<u>MAG'S TOTAL</u>		6	1

JTD	Bank	1	0	2
	Def	0	0	21
	Dism	1	0	17
	Ref. Vacate	0	0	0
	Court Trial	0	0	0
	Other	0	1	6
	<u>MAG'S TOTAL</u>		2	1

TG	Bank	0	0	1
	Def	2	0	10
	Dism	0	0	13
	Ref. Vacate	0	0	0
	Court Trial	0	0	0
	Other	1	0	6
	<u>MAG'S TOTAL</u>		3	0

KH	Bank	0	0	0
	Def	3	2	43
	Dism	1	2	16
	Ref. Vacate	0	0	0
	Court Trial	0	0	0
	Other	3	0	9
	<u>MAG'S TOTAL</u>		7	4

ARJ	Bank	1	0	3
	Def	7	0	16
	Dism	0	1	9
	Ref. Vacate	0	0	0
	Court Trial	0	0	0
	Other	1	2	7
	<u>MAG'S TOTAL</u>		9	3

JLJ	Bank	0	0	0
	Def	5	0	30
	Dism	0	1	12

DATE: 02/11/2015
TIME: 9:10 AM

CUYAHOGA COUNTY COURT OF COMMON PLEAS
OFFICE OF THE MAGISTRATES
Full Disposition Count by Magistrate
REPORTING PERIOD: FROM 01/01/2015 TO 01/31/2015

PAGE: 2
CMSR413

MagID	Dispose Type	Tax Cert.	Tax Treas.	Total
	Ref. Vacate	0	0	0
	Court Trial	0	0	0
	Other	0	3	12
	<u>MAG'S TOTAL</u>	5	4	<u>54</u>
<hr/>				
MK	Bank	0	0	1
	Def	3	0	24
	Dism	2	0	15
	Ref. Vacate	0	0	0
	Court Trial	0	0	0
	Other	1	0	6
	<u>MAG'S TOTAL</u>	6	0	<u>46</u>
<hr/>				
PL	Bank	0	1	1
	Def	13	0	23
	Dism	3	3	13
	Ref. Vacate	0	0	0
	Court Trial	0	0	0
	Other	0	54	56
	<u>MAG'S TOTAL</u>	16	58	<u>93</u>
<hr/>				
CEO	Bank	0	0	1
	Def	1	0	16
	Dism	1	2	21
	Ref. Vacate	0	0	0
	Court Trial	0	0	0
	Other	0	2	5
	<u>MAG'S TOTAL</u>	2	4	<u>43</u>
<hr/>				
TJV	Bank	0	0	0
	Def	17	0	39
	Dism	1	1	15
	Ref. Vacate	0	0	0
	Court Trial	0	0	0
	Other	3	0	10
	<u>MAG'S TOTAL</u>	21	1	<u>64</u>
<hr/>				
CW	Bank	1	1	2
	Def	2	0	12
	Dism	3	2	16
	Ref. Vacate	0	0	0
	Court Trial	0	0	0
	Other	1	27	32
	<u>MAG'S TOTAL</u>	7	30	<u>62</u>

CUYAHOGA COUNTY COURT OF COMMON PLEAS

DATE: 02/11/2015
 TIME: 09:10 AM

OFFICE OF THE MAGISTRATES
 MAGISTRATE'S MONTHLY REF/REIN CASES
 FROM 01/01/2015 TO 01/31/2015

CMSR418

MAGISTRATE	NEW REFERRALS				REINSTATED			
	Tax Treas.	Tax Cert.	Non-Tax	Total	Tax Treas.	Tax Cert.	Non-Tax	Total
<u>AUGUSTYN/KEVIN/C</u>	2	2	22	26	0	0	1	1
<u>BAKER/GAIL/D</u>	9	2	38	49	0	0	1	1
<u>BUCHA/STEPHEN/M</u>	0	3	22	25	0	1	1	2
<u>DYKE/JOHN/T</u>	2	5	33	40	0	0	1	1
<u>GONZALEZ/TRACEY/</u>	1	6	47	54	0	0	3	3
<u>HIPPLEY/KEVIN/</u>	3	4	32	39	0	0	2	2
<u>JACKSON A/AMY/R</u>	4	4	32	40	0	0	2	2
<u>JACKSON J/JIM/L</u>	2	3	32	37	0	0	1	1
<u>KLEIN/MONICA/</u>	8	5	33	46	0	1	1	2
<u>LUCAS/PAUL/</u>	5	6	37	48	1	2	1	4
<u>OLSZTYN/CHRISTOPHER/E</u>	3	1	35	39	0	1	4	5
<u>VOZAR/THOMAS/J</u>	4	2	26	32	0	0	0	0
<u>WEISS/CAROL/</u>	0	2	30	32	0	0	1	1
<u>TOTAL</u>	43	45	419	507	1	5	19	25
<u>COMBINED TOTAL</u>	532							

CUYAHOGA COUNTY COURT OF COMMON PLEAS

OFFICE OF THE MAGISTRATES

MAG MONTHLY HEARING TOTALS

Reporting Period: January 2015

DATE: 02/11/2015
TIME: 09:10 AM

PAGE: 1
CMSR3146

Monthly Hearing Total 614

AUGUSTYN	
Default Hearings	21
Tax Hearings	0
Pretrials	10
<hr/>	
TOTAL:	31
BAKER	
Default Hearings	47
Tax Hearings	0
Pretrials	3
<hr/>	
TOTAL:	50
BUCHA	
Default Hearings	17
Tax Hearings	0
Pretrials	19
<hr/>	
TOTAL:	36
DYKE	
Default Hearings	14
Tax Hearings	4
Pretrials	13
<hr/>	
TOTAL:	31
GONZALEZ	
Default Hearings	38
Tax Hearings	4
Pretrials	7
<hr/>	
TOTAL:	49
HIPPLEY	
Default Hearings	34
Tax Hearings	1
Pretrials	3
<hr/>	
TOTAL:	38
JACKSON A	
Default Hearings	44
Tax Hearings	1
Pretrials	15
<hr/>	
TOTAL:	60
JACKSON J	
Default Hearings	46
Tax Hearings	0
Pretrials	21
<hr/>	
TOTAL:	67
KLEIN	
Default Hearings	19
Tax Hearings	2
Pretrials	17
<hr/>	
TOTAL:	38
LUCAS	
Default Hearings	34
Tax Hearings	11
Pretrials	17
<hr/>	

CUYAHOGA COUNTY COURT OF COMMON PLEAS

OFFICE OF THE MAGISTRATES

MAG MONTHLY HEARING TOTALS

Reporting Period: January 2015

DATE: 02/11/2015
TIME: 09:10 AM

PAGE: 2
CMSR3146

TOTAL:	62
OLSZTYN	
Default Hearings	24
Tax Hearings	2
Pretrials	12
<hr/>	
TOTAL:	38
VOZAR	
Default Hearings	30
Tax Hearings	5
Pretrials	19
<hr/>	
TOTAL:	54
WEISS	
Default Hearings	28
Tax Hearings	26
Pretrials	6
<hr/>	
TOTAL:	60

CUYAHOGA COUNTY COURT OF COMMON PLEAS

DATE: 02/11/2015
 TIME: 9:10 AM

Office of the Magistrates
 Magistrate's Monthly Case Load
 MONTH: JANUARY 2015

PAGE: 1
 CMSR3147

Magistrate Name	Non Tax Total	Tax Cert.	Tax Treas.	Total Tax	Total Cases
AUGUSTYN	142	21	18	39	181
BAKER	268	35	38	73	341
BUCHA	159	32	11	43	202
DYKE	178	38	23	61	239
GONZALEZ	304	55	39	94	398
HIPPLEY	329	56	27	83	412
JACKSON A	228	46	40	86	314
JACKSON J	281	46	31	77	358
KLEIN	195	42	31	73	268
LUCAS	300	86	152	238	538
OLSZTYN	174	35	18	53	227
VOZAR	315	54	30	84	399
WEISS	226	43	118	161	387
Non Tax Total:	3099	Cert.Tax Total: 589	Tax Treas. Total: 576	Total Tax: 1165	Total Cases: 4264

Report CMSR1062 - Judicial Foreclosure Statistics by Judge

Report CMSR1062 provides a list of judicial foreclosure case activity for each Judge. The report identifies how many cases were pending at the beginning of the period. The new cases filed and cases that were transferred in or reactivated are added to the number pending at the beginning of the period. It then shows the type and number of terminations for the period. The total terminations are subtracted from the total pending which provides the pending at the end of the period.

CUYAHOGA COUNTY COURT OF COMMON PLEAS

Foreclosure Statistics by Judge

DATE: 02/11/2015
TIME: 09:07 AM

Reporting Period: January 2015

Judge

AMBROSE, DICK								
	Pending at Beg of Period		New Cases Filed		Cases Transferred In / Reactivated			Total
	118		15		8			141
Terminations								
	Bankruptcy	Default	RefVacated	Court Trial	Dismiss	Other		Total
	0	6	0	0	12	12		30
	Total Pending at End of Period							111

ASTRAB, MICHAEL								
	Pending at Beg of Period		New Cases Filed		Cases Transferred In / Reactivated			Total
	138		10		8			156
Terminations								
	Bankruptcy	Default	RefVacated	Court Trial	Dismiss	Other		Total
	0	9	0	0	5	10		24
	Total Pending at End of Period							132

BARKER, PAMELA A								
	Pending at Beg of Period		New Cases Filed		Cases Transferred In / Reactivated			Total
	168		15		12			195
Terminations								
	Bankruptcy	Default	RefVacated	Court Trial	Dismiss	Other		Total
	0	5	0	0	5	5		15
	Total Pending at End of Period							180

BURNSIDE, JANET R								
	Pending at Beg of Period		New Cases Filed		Cases Transferred In / Reactivated			Total
	148		14		6			168
Terminations								
	Bankruptcy	Default	RefVacated	Court Trial	Dismiss	Other		Total
	1	6	0	0	5	10		22
	Total Pending at End of Period							146

CALABRESE, DEENA R								
	Pending at Beg of Period		New Cases Filed		Cases Transferred In / Reactivated			Total
	130		13		8			151
Terminations								
	Bankruptcy	Default	RefVacated	Court Trial	Dismiss	Other		Total
	0	17	0	0	3	11		31
	Total Pending at End of Period							120

CLANCY, MAUREEN								
	Pending at Beg of Period		New Cases Filed		Cases Transferred In / Reactivated			Total
	158		21		5			184
Terminations								
	Bankruptcy	Default	RefVacated	Court Trial	Dismiss	Other		Total
	2	7	0	0	6	8		23
	Total Pending at End of Period							161

COLLIER-WILLIAMS, CASSANDRA								
	Pending at Beg of Period		New Cases Filed		Cases Transferred In / Reactivated			Total
	147		13		3			163
Terminations								
	Bankruptcy	Default	RefVacated	Court Trial	Dismiss	Other		Total
	0	9	0	0	3	10		22
	Total Pending at End of Period							141

CORRIGAN, BRIAN J

CUYAHOGA COUNTY COURT OF COMMON PLEAS

DATE: 02/11/2015
TIME: 09:07 AM

Foreclosure Statistics by Judge
Reporting Period: January 2015

PAGE: 2
CMSR1062

Judge							
	Pending at Beg of Period		New Cases Filed	Cases Transferred In / Reactivated			Total
	154		20	10			184
Terminations							
	Bankruptcy	Default	RefVacated	Court Trial	Dismiss	Other	Total
	0	4	0	0	5	12	21
	Total Pending at End of Period						163
CORRIGAN, PETER J							
	Pending at Beg of Period		New Cases Filed	Cases Transferred In / Reactivated			Total
	110		16	5			131
Terminations							
	Bankruptcy	Default	RefVacated	Court Trial	Dismiss	Other	Total
	0	5	0	0	7	5	17
	Total Pending at End of Period						114
DONNELLY, MICHAEL P							
	Pending at Beg of Period		New Cases Filed	Cases Transferred In / Reactivated			Total
	152		13	7			172
Terminations							
	Bankruptcy	Default	RefVacated	Court Trial	Dismiss	Other	Total
	1	12	0	0	5	7	25
	Total Pending at End of Period						147
FRIEDLAND, CAROLYN B							
	Pending at Beg of Period		New Cases Filed	Cases Transferred In / Reactivated			Total
	135		12	12			159
Terminations							
	Bankruptcy	Default	RefVacated	Court Trial	Dismiss	Other	Total
	1	9	0	0	9	13	32
	Total Pending at End of Period						127
FRIEDMAN, STUART A							
	Pending at Beg of Period		New Cases Filed	Cases Transferred In / Reactivated			Total
	180		20	2			202
Terminations							
	Bankruptcy	Default	RefVacated	Court Trial	Dismiss	Other	Total
	0	18	0	0	4	11	33
	Total Pending at End of Period						169
FUERST, NANCY A							
	Pending at Beg of Period		New Cases Filed	Cases Transferred In / Reactivated			Total
	122		5	1			128
Terminations							
	Bankruptcy	Default	RefVacated	Court Trial	Dismiss	Other	Total
	0	8	0	0	2	5	15
	Total Pending at End of Period						113
GALL, STEVEN E							
	Pending at Beg of Period		New Cases Filed	Cases Transferred In / Reactivated			Total
	149		9	6			164
Terminations							
	Bankruptcy	Default	RefVacated	Court Trial	Dismiss	Other	Total
	1	5	0	0	5	13	24
	Total Pending at End of Period						140
GALLAGHER, HOLLIE L							

CUYAHOGA COUNTY COURT OF COMMON PLEAS

DATE: 02/11/2015
TIME: 09:07 AM

Foreclosure Statistics by Judge
Reporting Period: January 2015

PAGE: 3
CMSR1062

Judge

	Pending at Beg of Period		New Cases Filed		Cases Transferred In / Reactivated		Total
	98		17		9		124
Terminations	Bankruptcy	Default	RefVacated	Court Trial	Dismiss	Other	Total
	1	7	0	0	5	5	18
	Total Pending at End of Period						106

GALLAGHER, SHANNON M							
	Pending at Beg of Period		New Cases Filed		Cases Transferred In / Reactivated		Total
	0		10		155		165
Terminations	Bankruptcy	Default	RefVacated	Court Trial	Dismiss	Other	Total
	0	5	0	0	3	8	16
	Total Pending at End of Period						149

GAUL, DANIEL							
	Pending at Beg of Period		New Cases Filed		Cases Transferred In / Reactivated		Total
	210		15		2		227
Terminations	Bankruptcy	Default	RefVacated	Court Trial	Dismiss	Other	Total
	0	25	0	0	6	15	46
	Total Pending at End of Period						181

JACKSON, MICHAEL E							
	Pending at Beg of Period		New Cases Filed		Cases Transferred In / Reactivated		Total
	134		16		9		159
Terminations	Bankruptcy	Default	RefVacated	Court Trial	Dismiss	Other	Total
	0	0	0	0	3	4	7
	Total Pending at End of Period						152

MASON, LANCE T							
	Pending at Beg of Period		New Cases Filed		Cases Transferred In / Reactivated		Total
	159		15		6		180
Terminations	Bankruptcy	Default	RefVacated	Court Trial	Dismiss	Other	Total
	0	12	0	0	4	11	27
	Total Pending at End of Period						153

MATIA, DAVID T							
	Pending at Beg of Period		New Cases Filed		Cases Transferred In / Reactivated		Total
	163		21		7		191
Terminations	Bankruptcy	Default	RefVacated	Court Trial	Dismiss	Other	Total
	1	10	0	0	3	17	31
	Total Pending at End of Period						160

MCCLELLAND, ROBERT C							
	Pending at Beg of Period		New Cases Filed		Cases Transferred In / Reactivated		Total
	127		17		6		150
Terminations	Bankruptcy	Default	RefVacated	Court Trial	Dismiss	Other	Total
	0	6	0	0	4	14	24
	Total Pending at End of Period						126

MCCORMICK, TIMOTHY

CUYAHOGA COUNTY COURT OF COMMON PLEAS

DATE: 02/11/2015
 TIME: 09:07 AM

Foreclosure Statistics by Judge
 Reporting Period: January 2015

PAGE: 4
 CMSR1062

Judge

Pending at Beg of Period		New Cases Filed		Cases Transferred In / Reactivated			Total
112		13		6			131
Terminations	Bankruptcy	Default	RefVacated	Court Trial	Dismiss	Other	Total
	0	7	0	0	5	7	19
	Total Pending at End of Period						112
<hr/>							
MCDONNELL, NANCY R		New Cases Filed		Cases Transferred In / Reactivated			Total
Pending at Beg of Period		16		4			177
157							
Terminations	Bankruptcy	Default	RefVacated	Court Trial	Dismiss	Other	Total
	1	7	0	0	10	12	30
	Total Pending at End of Period						147
<hr/>							
MCMONAGLE, RICHARD J		New Cases Filed		Cases Transferred In / Reactivated			Total
Pending at Beg of Period		2		2			157
153							
Terminations	Bankruptcy	Default	RefVacated	Court Trial	Dismiss	Other	Total
	0	0	0	0	1	156	157
	Total Pending at End of Period						0
<hr/>							
O'DONNELL, JOHN P		New Cases Filed		Cases Transferred In / Reactivated			Total
Pending at Beg of Period		6		4			118
108							
Terminations	Bankruptcy	Default	RefVacated	Court Trial	Dismiss	Other	Total
	0	8	0	0	8	3	19
	Total Pending at End of Period						99
<hr/>							
RUSSO, JOHN J		New Cases Filed		Cases Transferred In / Reactivated			Total
Pending at Beg of Period		9		7			79
63							
Terminations	Bankruptcy	Default	RefVacated	Court Trial	Dismiss	Other	Total
	0	3	0	1	2	4	10
	Total Pending at End of Period						69
<hr/>							
RUSSO, JOSEPH D		New Cases Filed		Cases Transferred In / Reactivated			Total
Pending at Beg of Period		10		7			112
95							
Terminations	Bankruptcy	Default	RefVacated	Court Trial	Dismiss	Other	Total
	1	9	0	0	2	9	21
	Total Pending at End of Period						91
<hr/>							
RUSSO, MICHAEL J		New Cases Filed		Cases Transferred In / Reactivated			Total
Pending at Beg of Period		17		5			169
147							
Terminations	Bankruptcy	Default	RefVacated	Court Trial	Dismiss	Other	Total
	0	4	0	0	2	14	20
	Total Pending at End of Period						149
<hr/>							
RUSSO, NANCY MARGARET							

CUYAHOGA COUNTY COURT OF COMMON PLEAS

Foreclosure Statistics by Judge

DATE: 02/11/2015
TIME: 09:07 AM

Reporting Period: January 2015

Judge

	Pending at Beg of Period		New Cases Filed	Cases Transferred In / Reactivated			Total
	90		12	0			102
Terminations	Bankruptcy	Default	RefVacated	Court Trial	Dismiss	Other	Total
	0	8	0	0	7	4	19
	Total Pending at End of Period						83
<hr/>							
SAFFOLD, SHIRLEY STRICKLAND							
	Pending at Beg of Period		New Cases Filed	Cases Transferred In / Reactivated			Total
	138		14	5			157
Terminations	Bankruptcy	Default	RefVacated	Court Trial	Dismiss	Other	Total
	0	11	0	0	5	9	25
	Total Pending at End of Period						132
<hr/>							
SHEEHAN, BRENDAN J							
	Pending at Beg of Period		New Cases Filed	Cases Transferred In / Reactivated			Total
	102		11	6			119
Terminations	Bankruptcy	Default	RefVacated	Court Trial	Dismiss	Other	Total
	0	6	0	0	7	8	21
	Total Pending at End of Period						98
<hr/>							
SUTULA, JOHN D							
	Pending at Beg of Period		New Cases Filed	Cases Transferred In / Reactivated			Total
	180		13	5			198
Terminations	Bankruptcy	Default	RefVacated	Court Trial	Dismiss	Other	Total
	0	12	0	0	6	11	29
	Total Pending at End of Period						169
<hr/>							
SUTULA, KATHLEEN ANN							
	Pending at Beg of Period		New Cases Filed	Cases Transferred In / Reactivated			Total
	94		13	10			117
Terminations	Bankruptcy	Default	RefVacated	Court Trial	Dismiss	Other	Total
	2	6	0	0	3	12	23
	Total Pending at End of Period						94
<hr/>							
SYNENBERG, JOAN							
	Pending at Beg of Period		New Cases Filed	Cases Transferred In / Reactivated			Total
	141		13	10			164
Terminations	Bankruptcy	Default	RefVacated	Court Trial	Dismiss	Other	Total
	0	9	0	0	10	19	38
	Total Pending at End of Period						126
<hr/>							
VILLANUEVA, JOSE` A							
	Pending at Beg of Period		New Cases Filed	Cases Transferred In / Reactivated			Total
	151		19	3			173
Terminations	Bankruptcy	Default	RefVacated	Court Trial	Dismiss	Other	Total
	0	12	0	0	4	15	31
	Total Pending at End of Period						142

Monthly Summary

MONTHLY SUMMARY

January 2015

NAME	PEND	ASSIGNED			TRIALS						DISP	PENDING				+ -
		CV	CR	TOT	JURY			COURT				CV	FR	CR	TOT	
Dick Ambrose	452	58	27	85	1	0	1	0	0	0	87	208	111	131	450	+ 2
Michael K. Astrab	478	56	32	88	1	1	2	0	0	0	71	195	132	168	495	- 17
Pamela A. Barker	487	61	25	86	0	2	2	0	0	0	85	213	178	97	488	- 1
Janet R. Burnside	436	53	33	86	0	0	0	0	1	1	71	206	146	99	451	- 15
Deena R. Calabrese	473	59	30	89	0	1	1	0	0	0	96	222	119	125	466	+ 7
Maureen Clancy	430	54	33	87	0	2	2	0	0	0	86	179	161	91	431	- 1
Cassandra Collier-Willia	471	57	46	103	0	0	0	0	0	0	78	187	139	170	496	- 25
Brian J. Corrigan	541	58	27	85	1	0	1	0	1	1	85	262	161	118	541	0
Peter J. Corrigan	432	51	32	83	0	1	1	0	0	0	72	205	112	126	443	- 11
Michael P. Donnelly	415	57	18	75	1	0	1	0	0	0	84	194	147	65	406	+ 9
Carolyn B. Friedland	483	60	25	85	0	0	0	0	2	2	101	197	126	144	467	+ 16
Stuart A. Friedman	520	53	25	78	0	2	2	0	1	1	91	207	168	132	507	+ 13
Nancy A. Fuerst	393	49	23	72	1	0	1	0	0	0	65	206	113	81	400	- 7
Steven E. Gall	494	55	33	88	0	2	2	0	0	0	90	202	138	152	492	+ 2
Hollie L. Gallagher	379	57	19	76	2	1	3	0	1	1	80	212	106	57	375	+ 4
Shannon M. Gallagher	533	41	19	60	0	0	0	0	0	0	187	166	148	92	406	+ 127
Daniel Gaul	644	50	24	74	0	2	2	0	0	0	113	292	180	133	605	+ 39
Michael E Jackson	506	62	27	89	0	0	0	0	0	0	71	229	151	144	524	- 18
Lance T. Mason	434	55	30	85	2	0	2	0	0	0	83	166	152	118	436	- 2
David T. Matia	455	57	21	78	0	0	0	0	0	0	111	170	159	93	422	+ 33
Robert C. McClelland	538	58	60	118	0	0	0	1	0	1	87	275	126	168	569	- 31
Timothy McCormick	414	54	33	87	0	2	2	0	0	0	96	199	111	95	405	+ 9
Nancy R. McDonnell	423	54	21	75	0	2	2	0	0	0	82	198	147	71	416	+ 7
John P. O'Donnell	555	49	27	76	0	0	0	0	0	0	96	308	99	128	535	+ 20
John J. Russo	178	36	1	37	0	0	0	0	0	0	32	105	69	9	183	- 5
Joseph D. Russo	477	55	23	78	0	0	0	0	0	0	106	245	90	114	449	+ 28
Michael J. Russo	403	53	32	85	0	0	0	0	1	1	81	165	149	93	407	- 4
Nancy Margaret Russo	258	64	25	89	0	1	1	0	0	0	93	109	84	61	254	+ 4
Shirley Strickland Saffold	462	57	30	87	0	1	1	0	0	0	89	200	132	128	460	+ 2
Brendan J. Sheehan	320	57	24	81	0	1	1	1	1	2	99	143	98	61	302	+ 18
John D. Sutula	569	55	38	93	0	0	0	0	1	1	92	252	168	150	570	- 1
Kathleen Ann Sutula	347	57	25	82	0	0	0	0	0	0	86	158	94	91	343	+ 4
Joan Synenberg	398	63	27	90	0	0	0	0	0	0	119	193	124	52	369	+ 29
José A. Villanueva	551	55	29	84	0	0	0	0	1	1	105	263	142	125	530	+ 21
TOTALS	15349	1870	944	2814	9	21	30	2	10	12	3070	6931	4480	3682	15093	+ 256

Year to Date Summary

SUMMARY FOR THE COURT

January - January 2015

NAME	PEND	ASSIGNED			TRIALS						DISP	PENDING				+	-
		CV	CR	TOT	JURY			COURT				CV	FR	CR	TOT		
					CV	CR	TOT	CV	CR	TOT		CV	FR	CR	TOT		
Dick Ambrose	452	58	27	85	1	0	1	0	0	0	87	208	111	131	450	+ 2	
Michael K. Astrab	478	56	32	88	1	1	2	0	0	0	71	195	132	168	495	- 17	
Pamela A. Barker	487	61	25	86	0	2	2	0	0	0	85	213	178	97	488	- 1	
Janet R. Burnside	436	53	33	86	0	0	0	0	1	1	71	206	146	99	451	- 15	
Deena R. Calabrese	473	59	30	89	0	1	1	0	0	0	96	222	119	125	466	+ 7	
Maureen Clancy	430	54	33	87	0	2	2	0	0	0	86	179	161	91	431	- 1	
Cassandra Collier-Willia	471	57	46	103	0	0	0	0	0	0	78	187	139	170	496	- 25	
Brian J. Corrigan	541	58	27	85	1	0	1	0	1	1	85	262	161	118	541	0	
Peter J. Corrigan	432	51	32	83	0	1	1	0	0	0	72	205	112	126	443	- 11	
Michael P. Donnelly	415	57	18	75	1	0	1	0	0	0	84	194	147	65	406	+ 9	
Carolyn B. Friedland	483	60	25	85	0	0	0	0	2	2	101	197	126	144	467	+ 16	
Stuart A. Friedman	520	53	25	78	0	2	2	0	1	1	91	207	168	132	507	+ 13	
Nancy A. Fuerst	393	49	23	72	1	0	1	0	0	0	65	206	113	81	400	- 7	
Steven E. Gall	494	55	33	88	0	2	2	0	0	0	90	202	138	152	492	+ 2	
Hollie L. Gallagher	379	57	19	76	2	1	3	0	1	1	80	212	106	57	375	+ 4	
Shannon M. Gallagher	533	41	19	60	0	0	0	0	0	0	187	166	148	92	406	+ 127	
Daniel Gaul	644	50	24	74	0	2	2	0	0	0	113	292	180	133	605	+ 39	
Michael E Jackson	506	62	27	89	0	0	0	0	0	0	71	229	151	144	524	- 18	
Lance T. Mason	434	55	30	85	2	0	2	0	0	0	83	166	152	118	436	- 2	
David T. Matia	455	57	21	78	0	0	0	0	0	0	111	170	159	93	422	+ 33	
Robert C. McClelland	538	58	60	118	0	0	0	1	0	1	87	275	126	168	569	- 31	
Timothy McCormick	414	54	33	87	0	2	2	0	0	0	96	199	111	95	405	+ 9	
Nancy R. McDonnell	423	54	21	75	0	2	2	0	0	0	82	198	147	71	416	+ 7	
John P. O'Donnell	555	49	27	76	0	0	0	0	0	0	96	308	99	128	535	+ 20	
John J. Russo	178	36	1	37	0	0	0	0	0	0	32	105	69	9	183	- 5	
Joseph D. Russo	477	55	23	78	0	0	0	0	0	0	106	245	90	114	449	+ 28	
Michael J. Russo	403	53	32	85	0	0	0	0	1	1	81	165	149	93	407	- 4	
Nancy Margaret Russo	258	64	25	89	0	1	1	0	0	0	93	109	84	61	254	+ 4	
Shirley Strickland Saffold	462	57	30	87	0	1	1	0	0	0	89	200	132	128	460	+ 2	
Brendan J. Sheehan	320	57	24	81	0	1	1	1	1	2	99	143	98	61	302	+ 18	
John D. Sutula	569	55	38	93	0	0	0	0	1	1	92	252	168	150	570	- 1	
Kathleen Ann Sutula	347	57	25	82	0	0	0	0	0	0	86	158	94	91	343	+ 4	
Joan Synenberg	398	63	27	90	0	0	0	0	0	0	119	193	124	52	369	+ 29	
José A. Villanueva	551	55	29	84	0	0	0	0	1	1	105	263	142	125	530	+ 21	
TOTALS	15349	1870	944	2814	9	21	30	2	10	12	3070	6931	4480	3682	15093	+ 256	

Corrections/Adjustments