



***Statistics Report
July 2014***

***John J. Russo
Administrative and Presiding Judge***

TABLE OF CONTENTS

Criminal Statistics

Newly Filed, Re-Activated and Transferred in Cases _____	4
Yearly Criminal Terminations _____	5
Pending Criminal Cases End of Period _____	6
Clearance Rate _____	7
Arrest to Disposition Timeline _____	8
Average Arrest to Disposition Timeline (Jail Cases) _____	9
Average Arrest to Disposition Timeline (Non-Jail Cases) _____	10
Average Arrest to Disposition Timeline (Jail and Non-Jail Cases) _____	11
Yearly Average Arrest to Disposition Timeline _____	12
Indictments and Informations Filed With the Clerk of Courts _____	13
Bail Case Arraignment Activity _____	14
Overall Arraignment Statistics _____	15

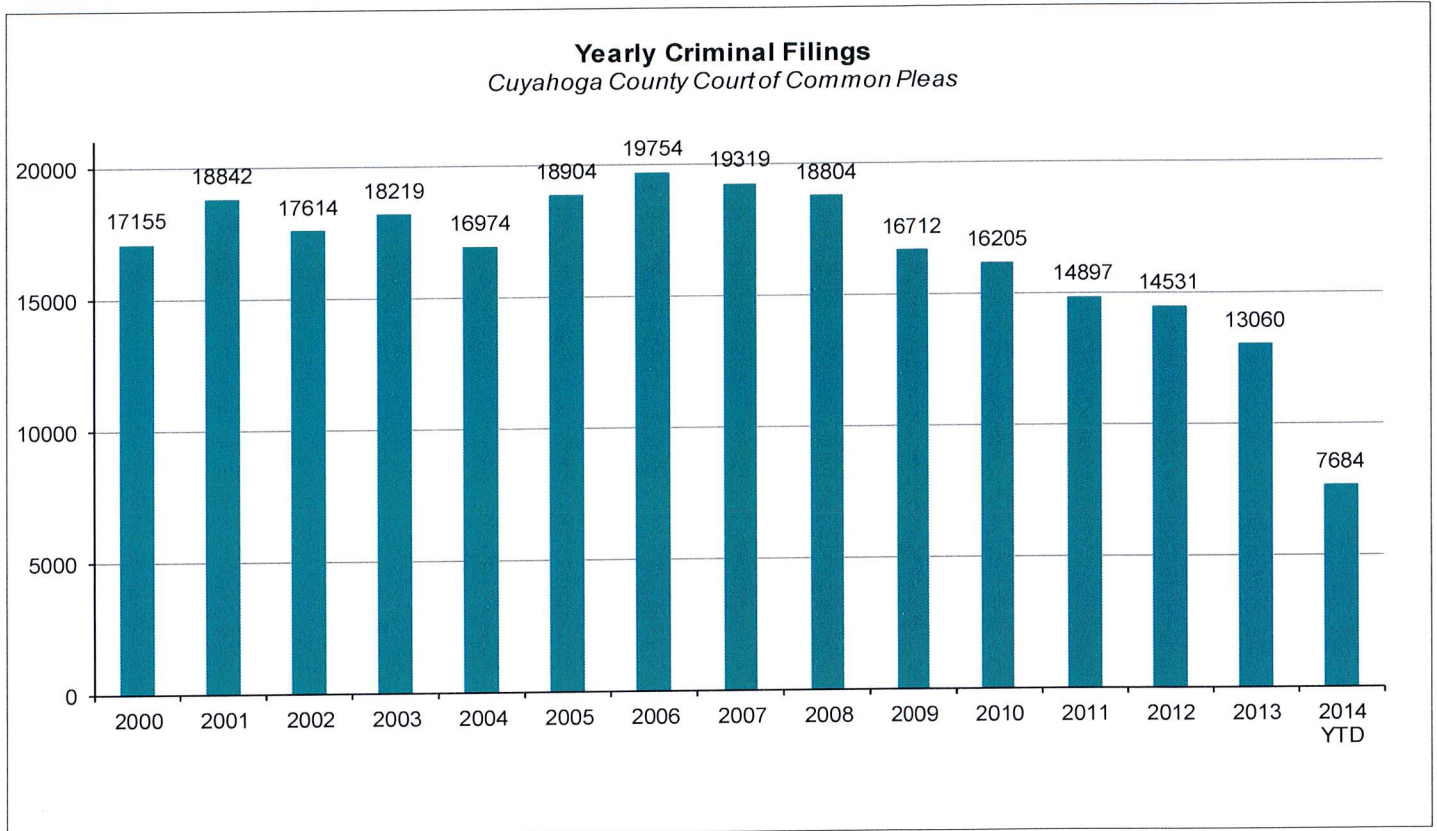
Foreclosure Statistics

Total Pending Judicial Foreclosure Cases Referred to Magistrates (A) _____	17
Total Pending Judicial Foreclosure Cases Referred to Magistrates (B) _____	18
Total Pending Judicial Foreclosure Cases Referred to Magistrates (C) _____	19
Total Pending Tax Lien & Certificate Cases Referred to Magistrates (A) _____	20
Total Pending Tax Lien & Certificate Cases Referred to Magistrates (B) _____	21
Total Pending Tax Lien & Certificate Cases Referred to Magistrates (C) _____	22
Percentage of Pending Judicial Foreclosure Cases By Filing Year _____	23
Judicial Foreclosure Clearance Rate Year 2011 _____	26
Judicial Foreclosure Clearance Rate Year 2012 _____	24
Judicial Foreclosure Clearance Rate Year 2014 _____	25
Avg. Number of Days to Disp. (Excl. Bank. Stays & Tax Lien & Tax Cert.) _____	27
Avg. Number of Days to Disp. (Excl. Bank. Stays & Incl. Tax Lien & Tax Cert.) _____	28
Total New Judicial Foreclosure Filings _____	29
New Marsh of Lien/Quiet Title/Partition Case Filings for Years 2005 – 2014 YTD _____	30
New Marsh of Lien/Quiet Title/Partition Case Filings by month for 2014 YTD _____	30
New Tax Lien & Certificate Filings for Years 2005 – 2014 YTD _____	31
New Tax Lien & Certificate Filings by Month for Year 2014 YTD _____	31
Total New Judicial Foreclosure Filings Years 2005 – 2014 YTD _____	32
Total New Judicial Foreclosure Filings by Month for Year 2014 YTD _____	32
Magistrate's Monthly Reports _____	33
Report CMSR1062 - Judicial Foreclosure Statistics by Judge _____	41
Monthly Summary _____	48
Year to Date Summary _____	50
Corrections/Adjustments _____	52

Criminal Case Statistics

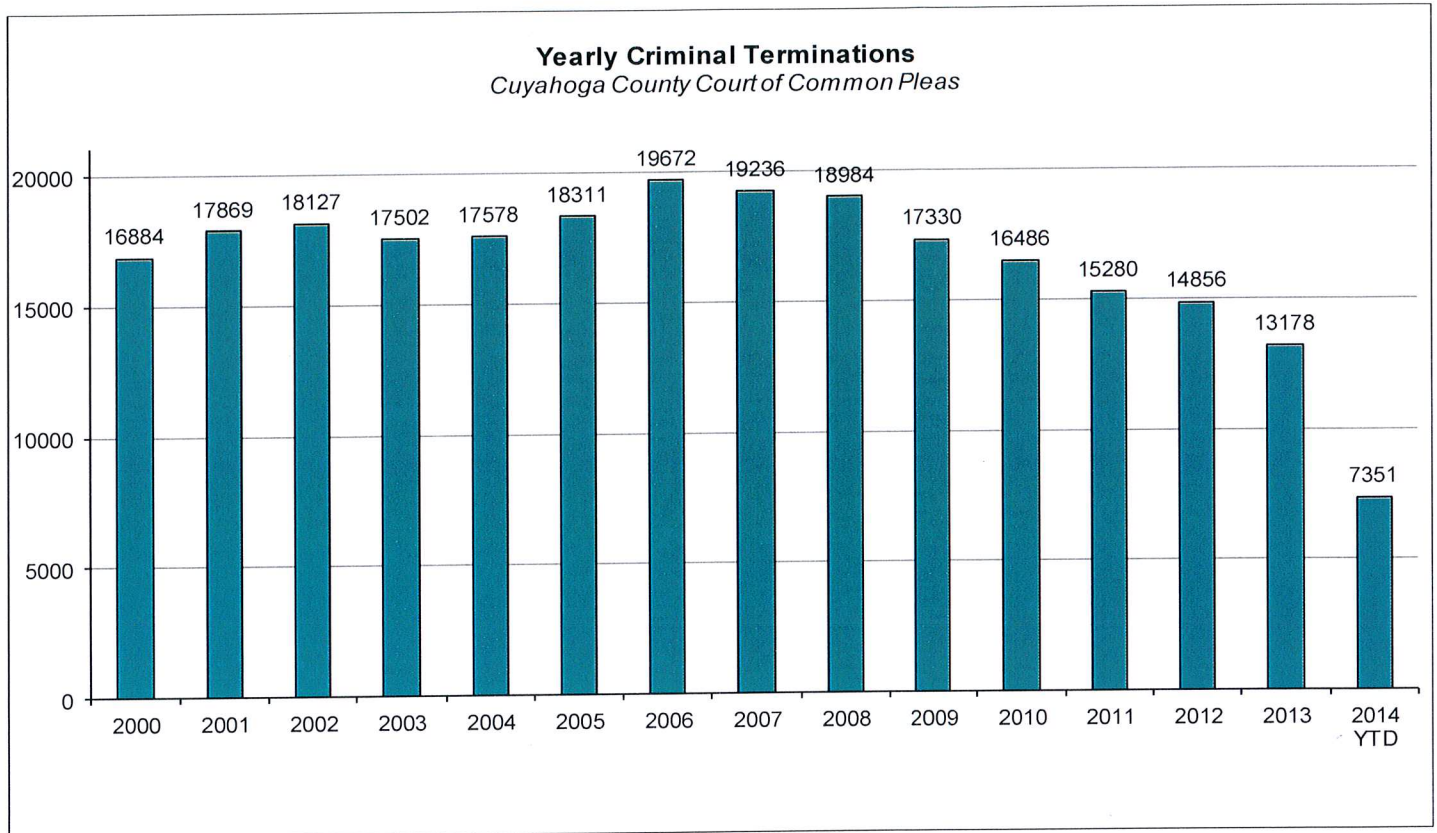
Newly Filed, Re-Activated and Transferred in Cases

The following chart is a representation of all filed cases in Cuyahoga County Court of Common Pleas from 2000 – July 2014. Newly filed cases are defined as having been arraigned and assigned to a Judge. Re-activated cases are defined as cases where a defendant was unavailable for trial and has now become ready to proceed. Transferred cases are defined as cases moved from one judge's docket to another. This could be due to re-assignment to a Mental Health Judge or after additional information indicates that by Court rule, the case should have been assigned to another Judge.



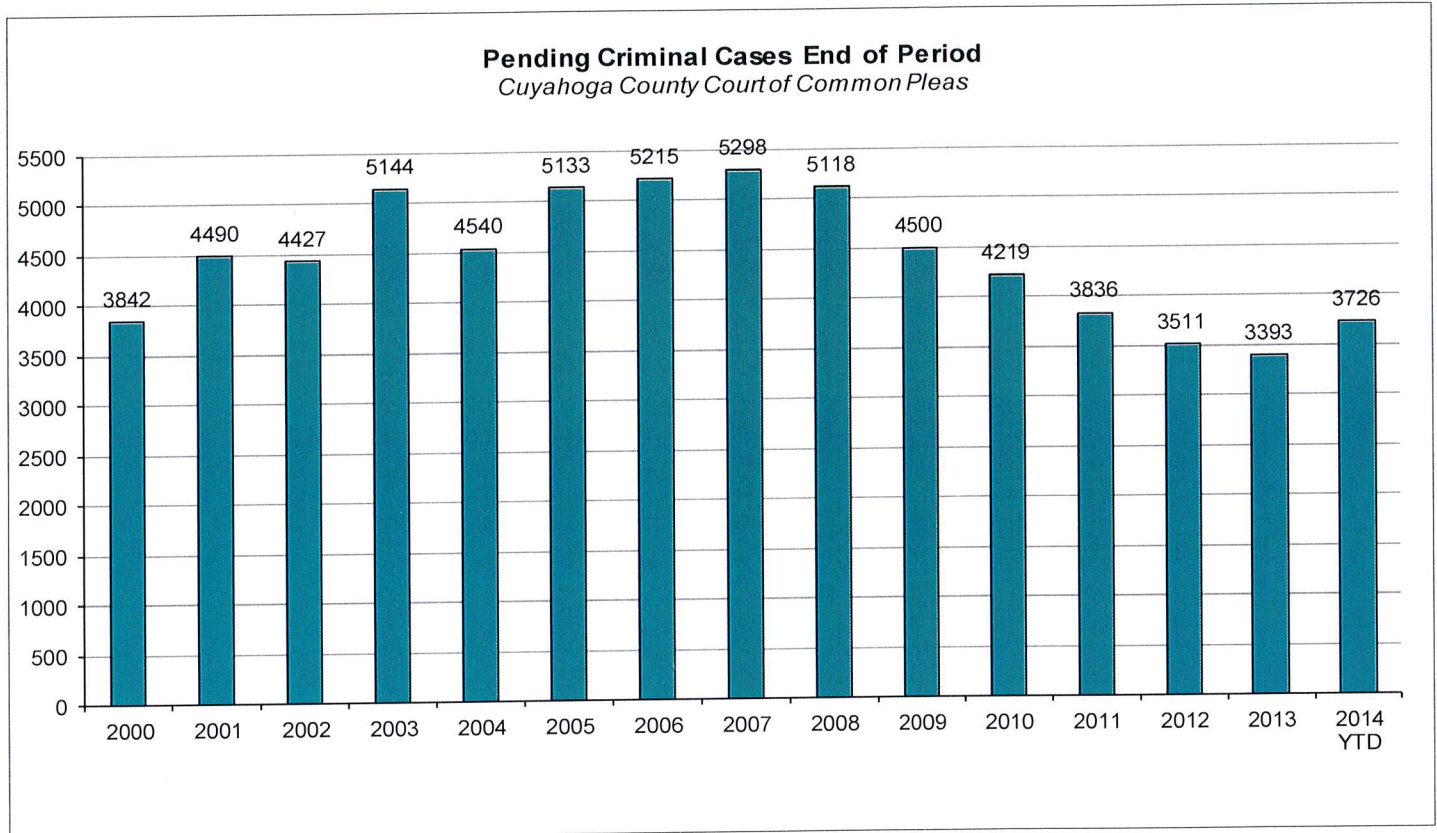
Yearly Criminal Terminations

The following chart represents cases that have been terminated by the court from 2000 – July 2014. These cases have been terminated either by trial; plea, dismissal or a defendant is unavailable for trial or sentencing.



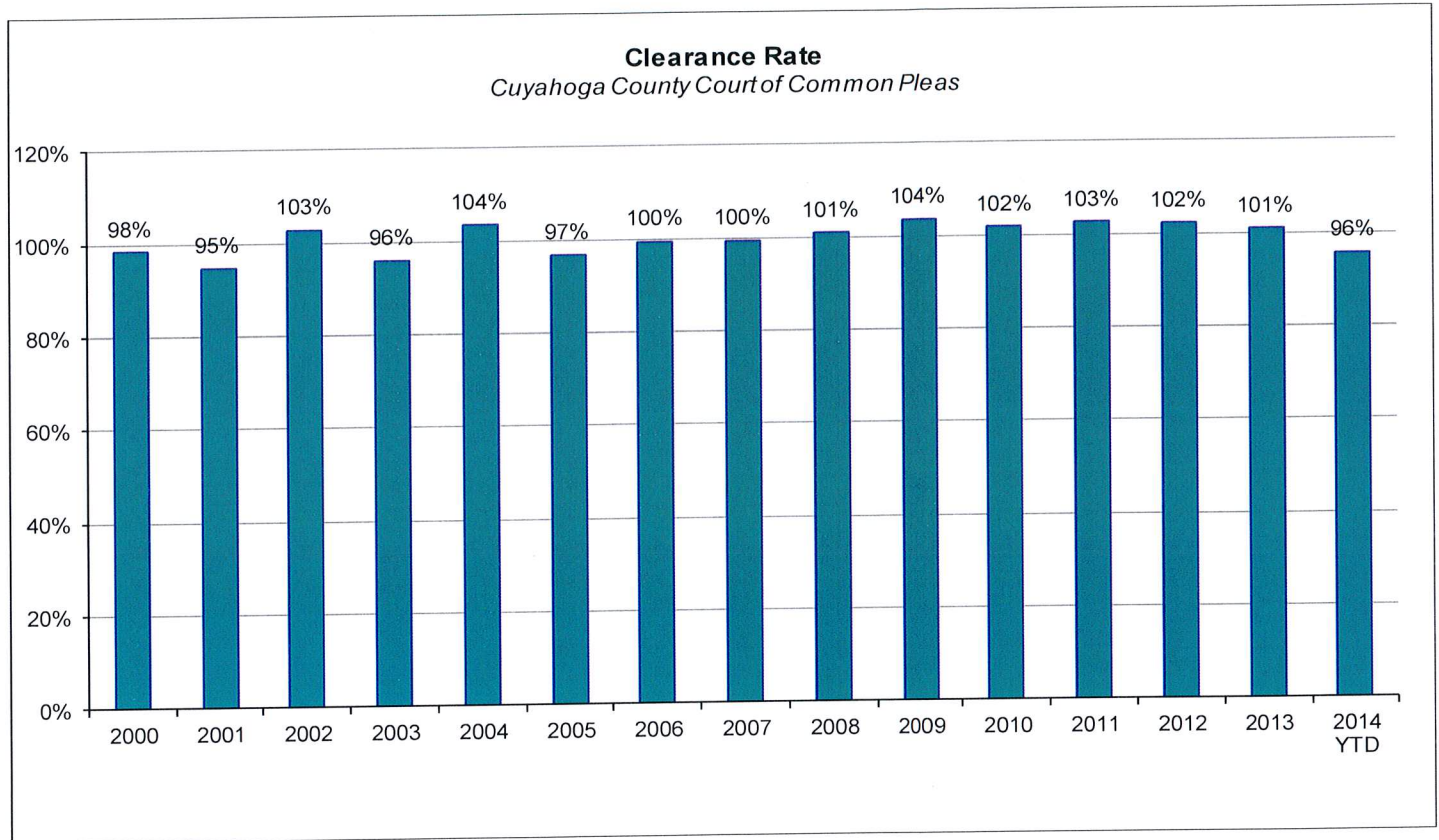
Pending Criminal Cases End of Period

The following chart represents the total number of cases pending at the end of the reporting period from 2000 – July 2014. Pending criminal cases at the end of the period is determined by adding the total number of pending cases at the beginning of the reporting period, and all newly filed, re-activated and transferred in cases. The total number of cases terminated in the period is subtracted from the sum total pending at the beginning of the period to give the value pending at the end of the period.



Clearance Rate

The Clearance Rate is the total number of outgoing cases as a percentage of the number of incoming cases. Clearance rate measures whether the court is keeping up with its incoming caseload. If cases are not disposed in a timely manner, a backlog of cases awaiting disposition will grow. A Clearance Rate of 100% indicates that at least as many cases have been filed, reopened, or reactivated in a period have been disposed.



Arrest to Disposition Timeline

Arrest to disposition timeline is a method to measure how felony cases flow through the Cuyahoga County Criminal Justice System. By capturing how long a case takes to move from stage to stage, we can examine where problems may exist and where potential improvements in case processing can be made.

The source data was extracted from the Cuyahoga County Court of Common Pleas Case Management System. The overall population of sample data was based on cases terminated in a given month excluding cases that have gone through diversion programs. A case is defined as a defendant and all charges involved in a single incident. The period for the extracted data is from July 2014.

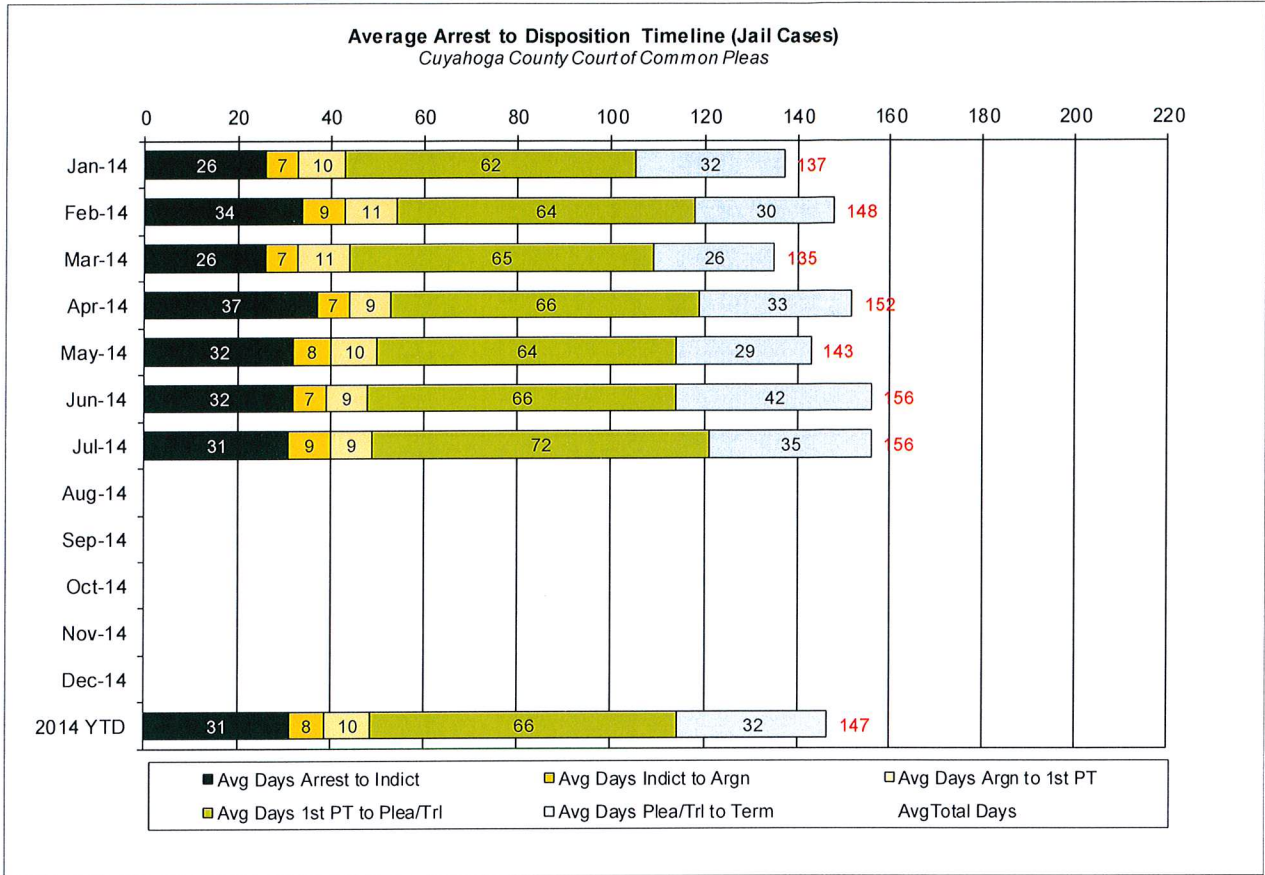
The stages examined were:

Arrest to Indictment
Indictment to Arraignment
Arraignment to 1st Pre-Trial
1st Pre-Trial to Plea/Trial
Plea/Trial to Termination

Due to the fact that each case may or may not have all of the stage date elements, a method to arrive at stage averages was applied. For a case to be included in the average for a stage there would need to be both dates for the given stage. A case would be included in the Arrest to Indictment stage if both arrest date and indictment date were available. This method was applied to each of the five stages. Next we calculated the total number of cases that met the date criteria for each of the ranges and also the total number of days between each date. To arrive at an average, the total number of days for each case in each range was calculated and divided by the total number of cases that met the date criteria. If a case had a time period or periods where the defendant was capiased or referred to the Psych Clinic, that amount of time was subtracted from the appropriate range. For re-indicted cases, the original arrest date is used.

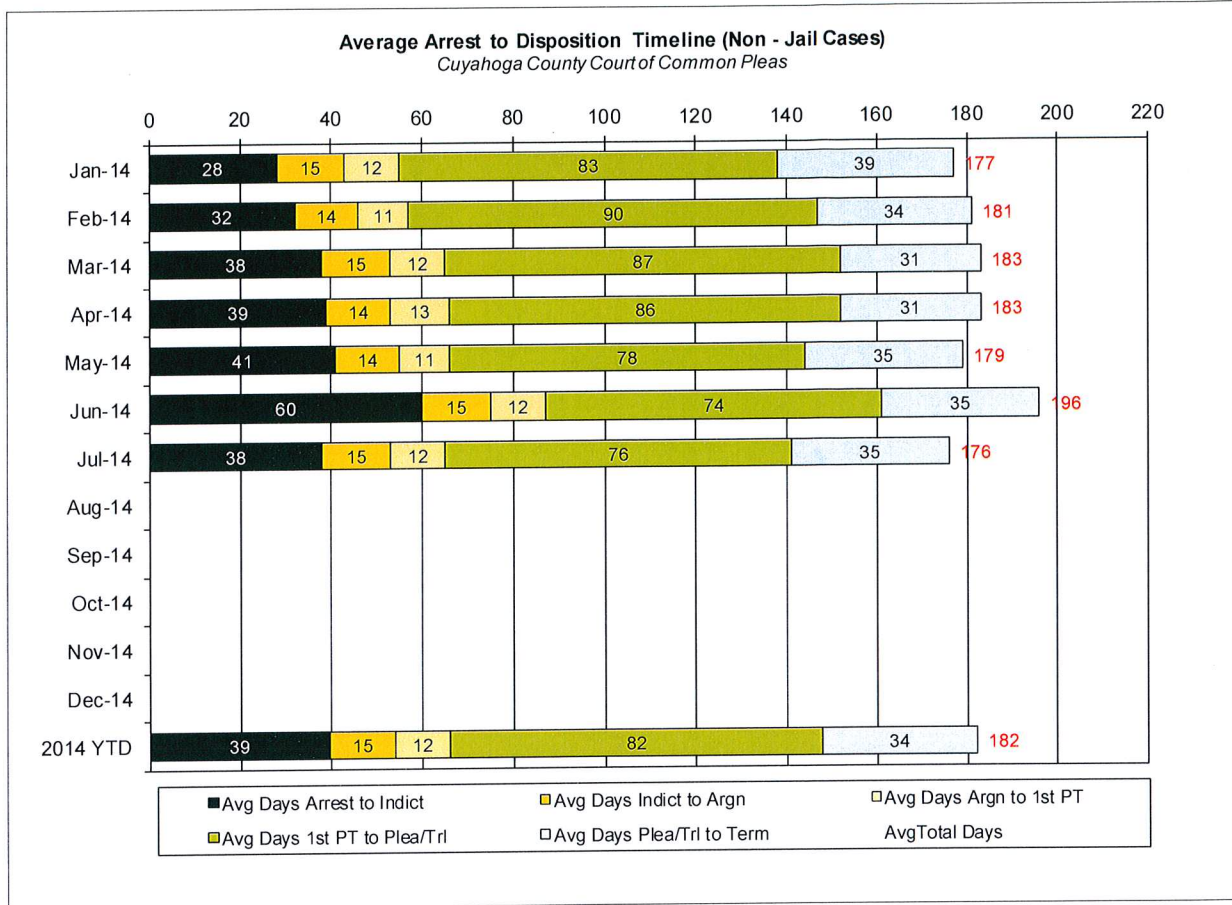
The following three charts are for Jail, Non-Jail and combined Jail and Non-Jail cases. Jail and Non-Jail cases are defined by the posting of bond prior to plea or trial.

Average Arrest to Disposition Timeline (Jail Cases)



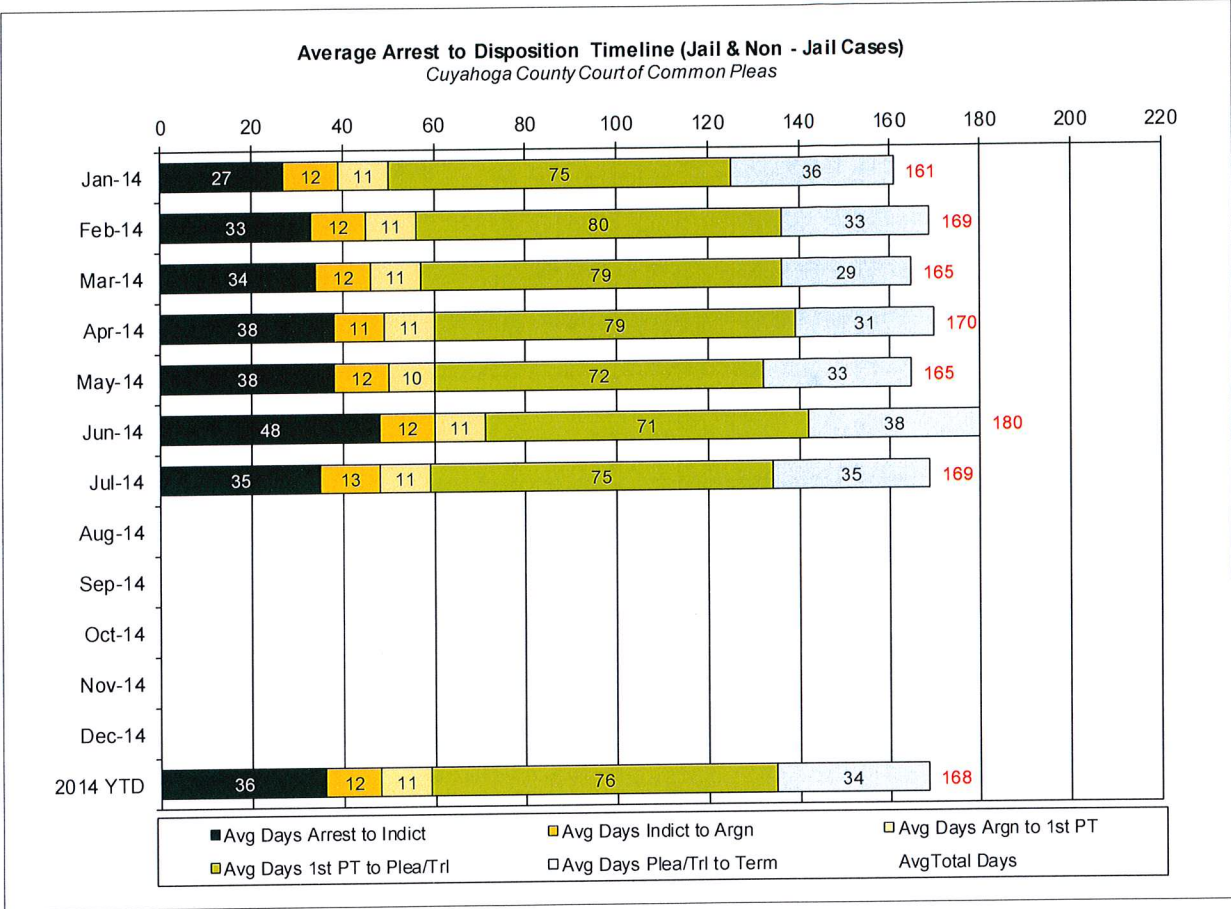
CUYAHOGA COUNTY COMMON PLEAS COURT

Average Arrest to Disposition Timeline (Non-Jail Cases)

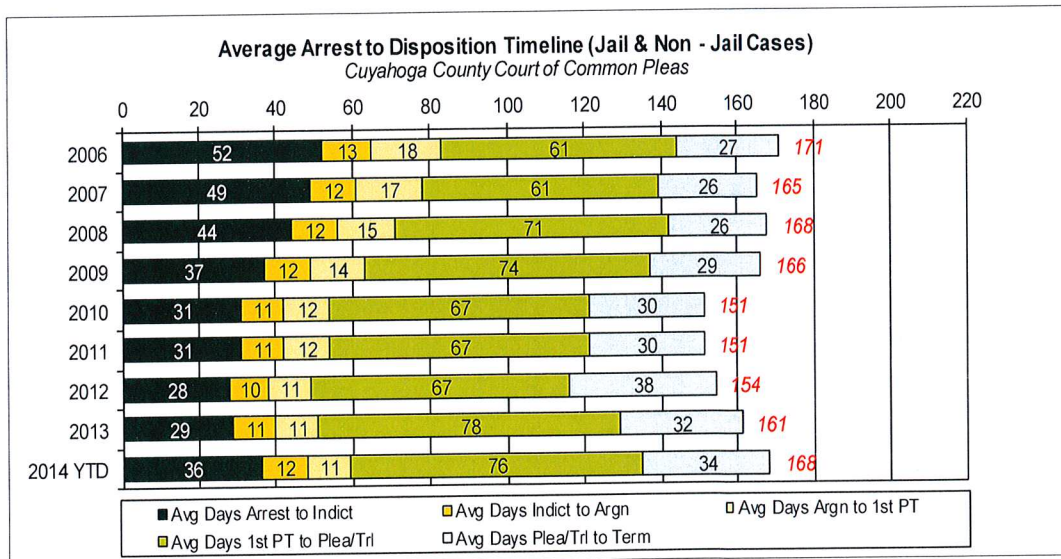
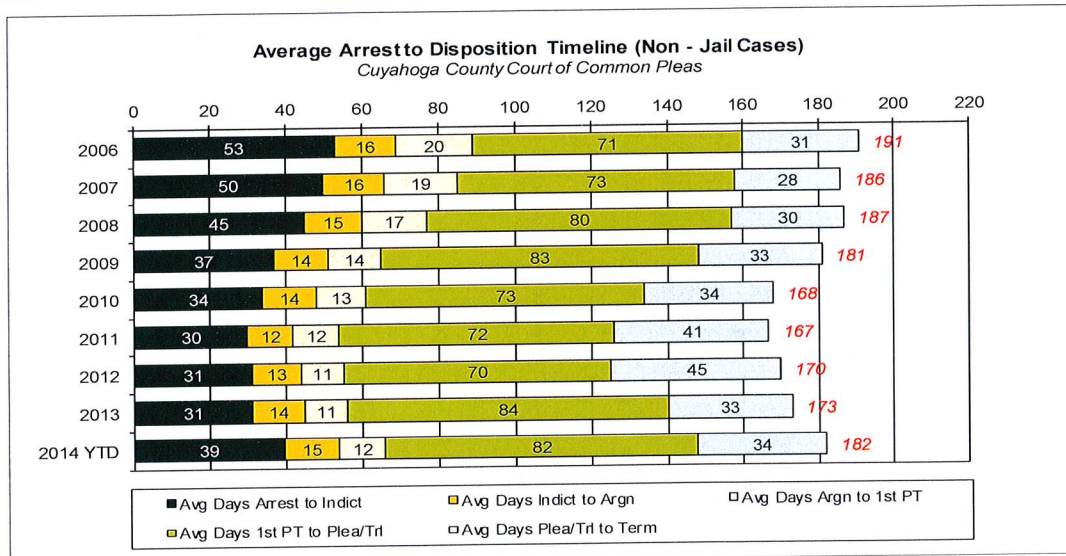
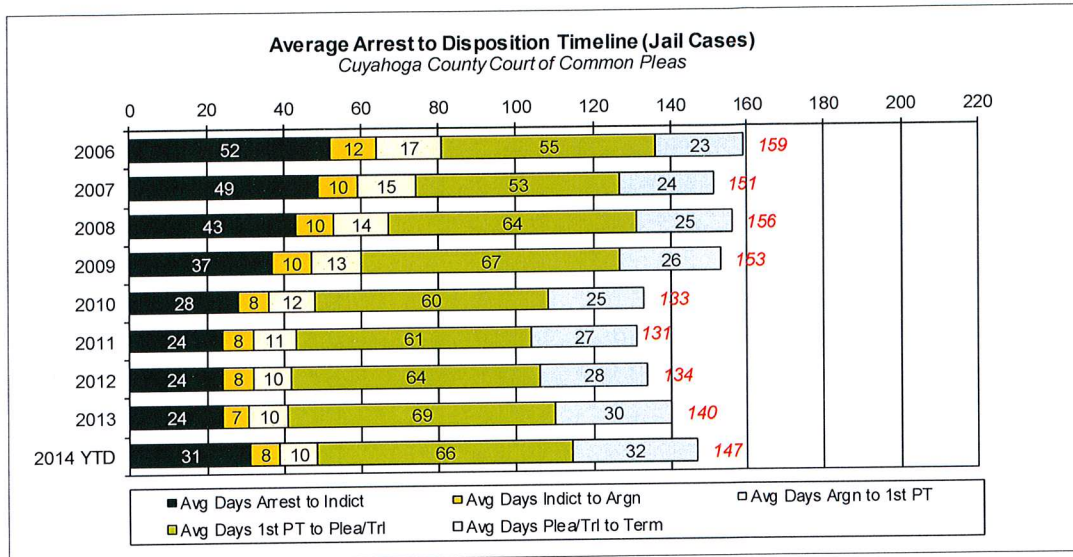


CUYAHOGA COUNTY COMMON PLEAS COURT

Average Arrest to Disposition Timeline (Jail and Non-Jail Cases)

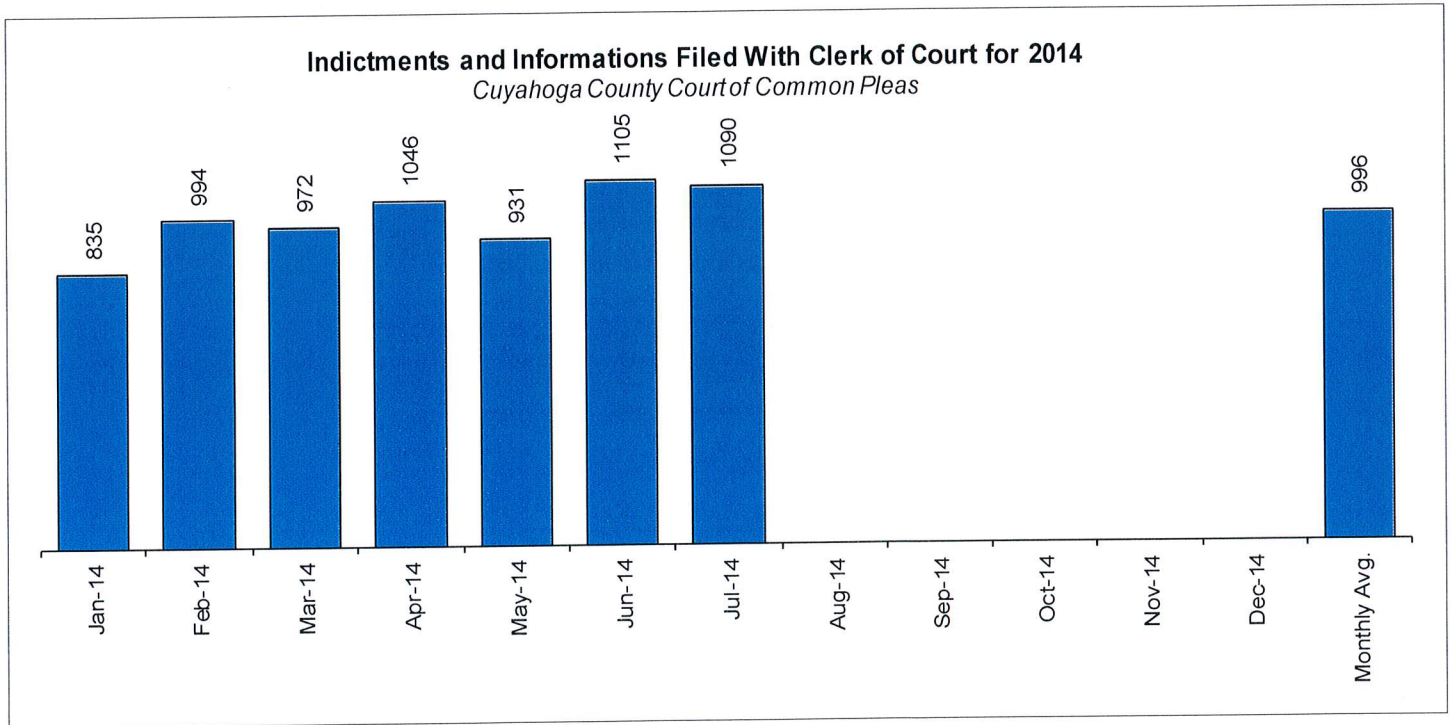
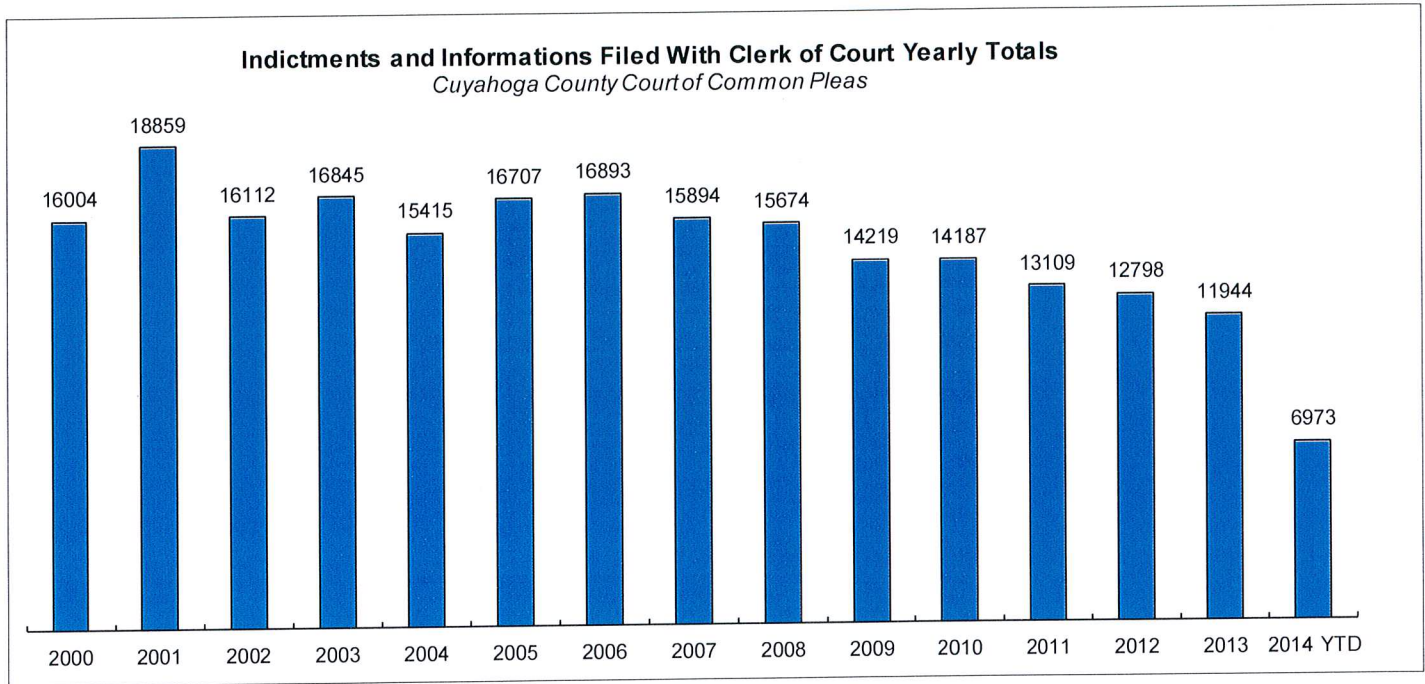


Yearly Average Arrest to Disposition Timeline



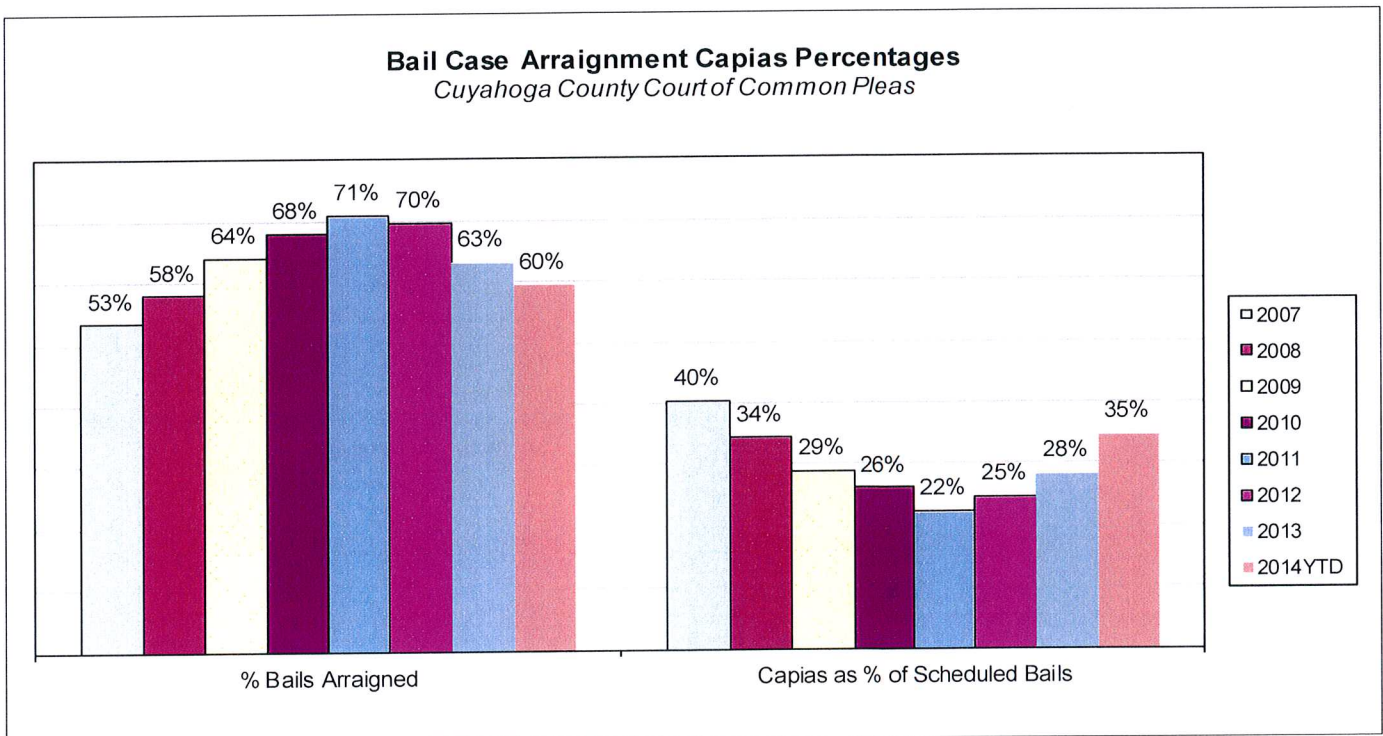
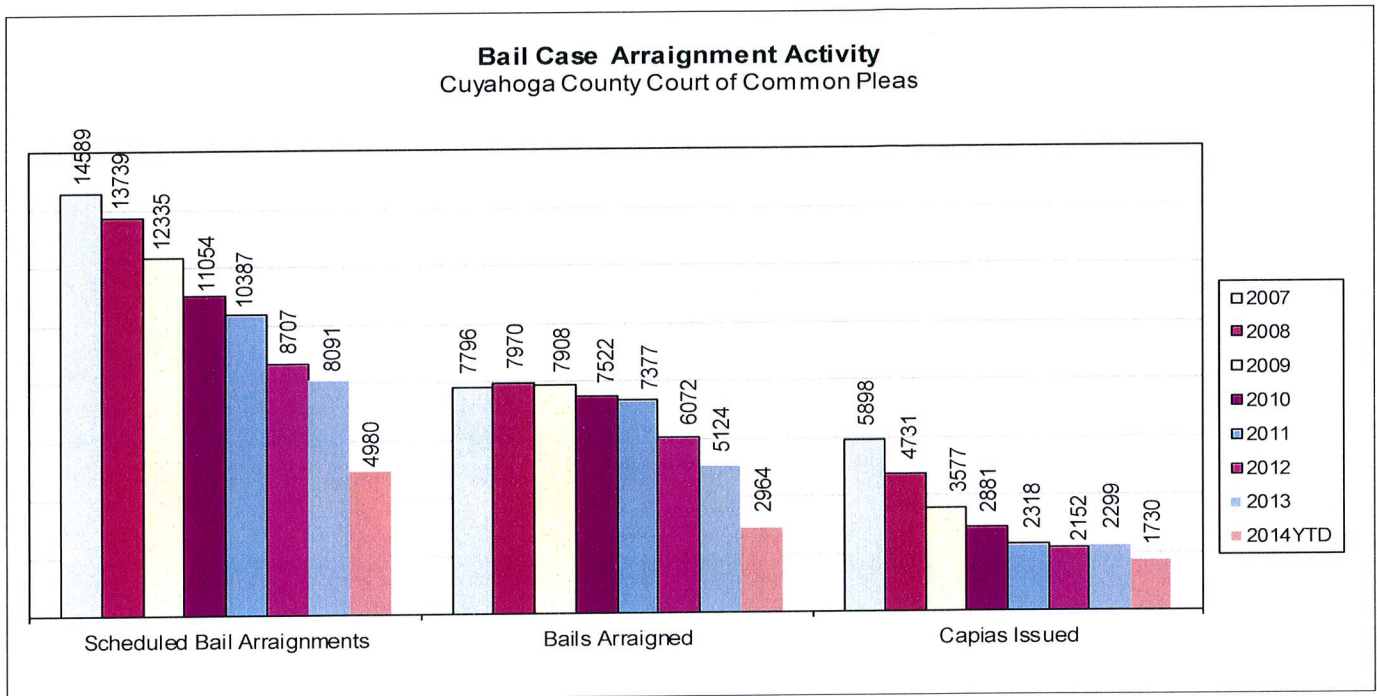
Indictments and Informations Filed With the Clerk of Courts

The following charts are reflective of Indictments and Informations filed with the Criminal Clerk of Courts from 2000. The source for this information was the Criminal Clerk's Office.



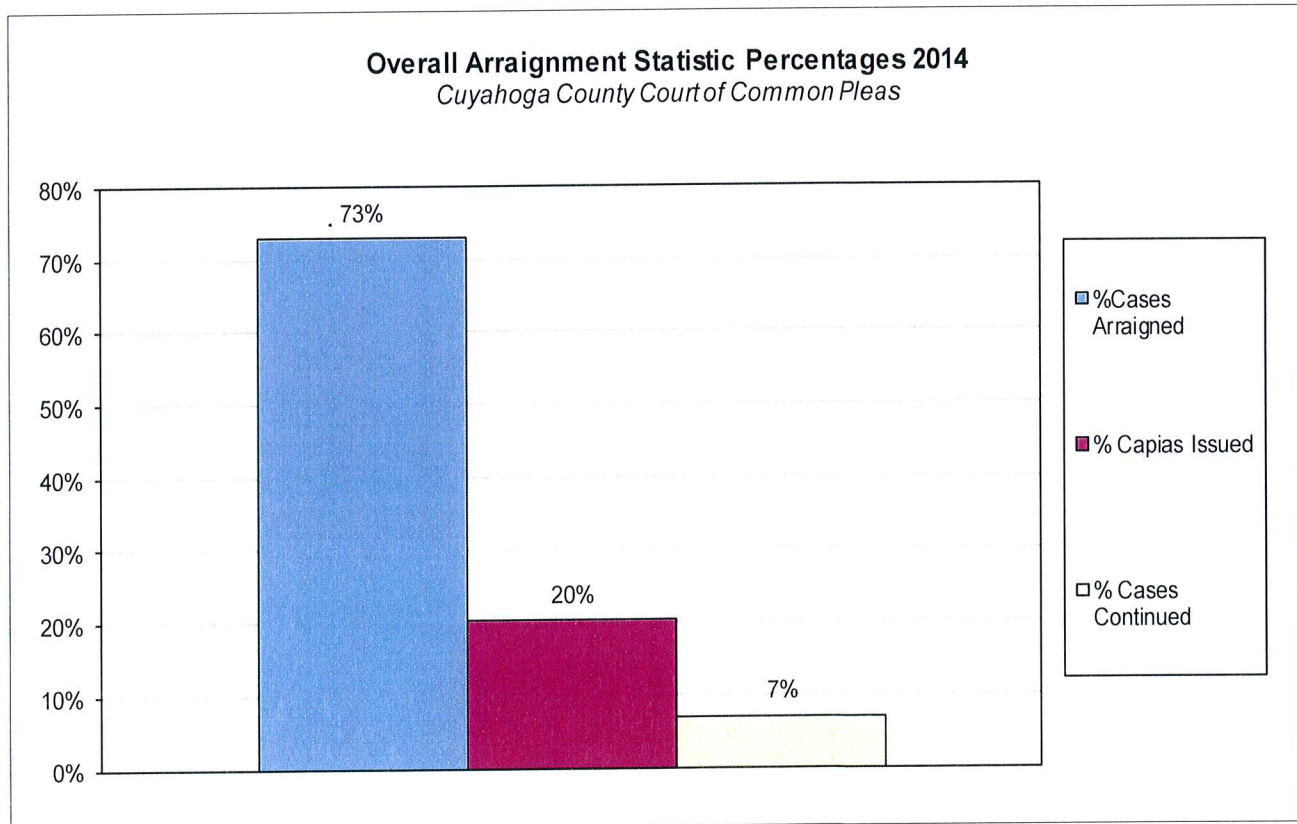
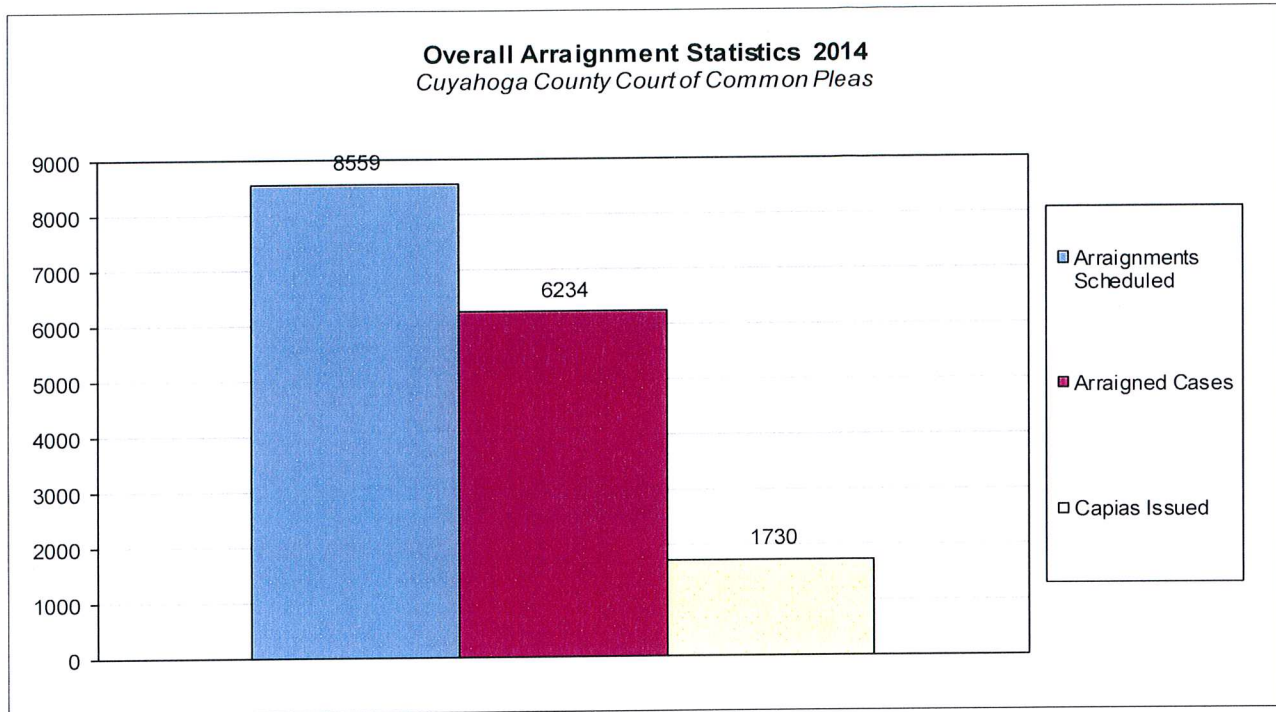
Bail Case Arraignment Activity

The following charts are reflective of arraignment activity where the defendant was not incarcerated at the time of arraignment. The source for this information was the Criminal Records Department.



Overall Arraignment Statistics

The arraignment statistics were provided by the Criminal Records Department. They are provided to give a representation of arraignment activity in the Court in 2014. These statistics include jail and non – jail arraignments.



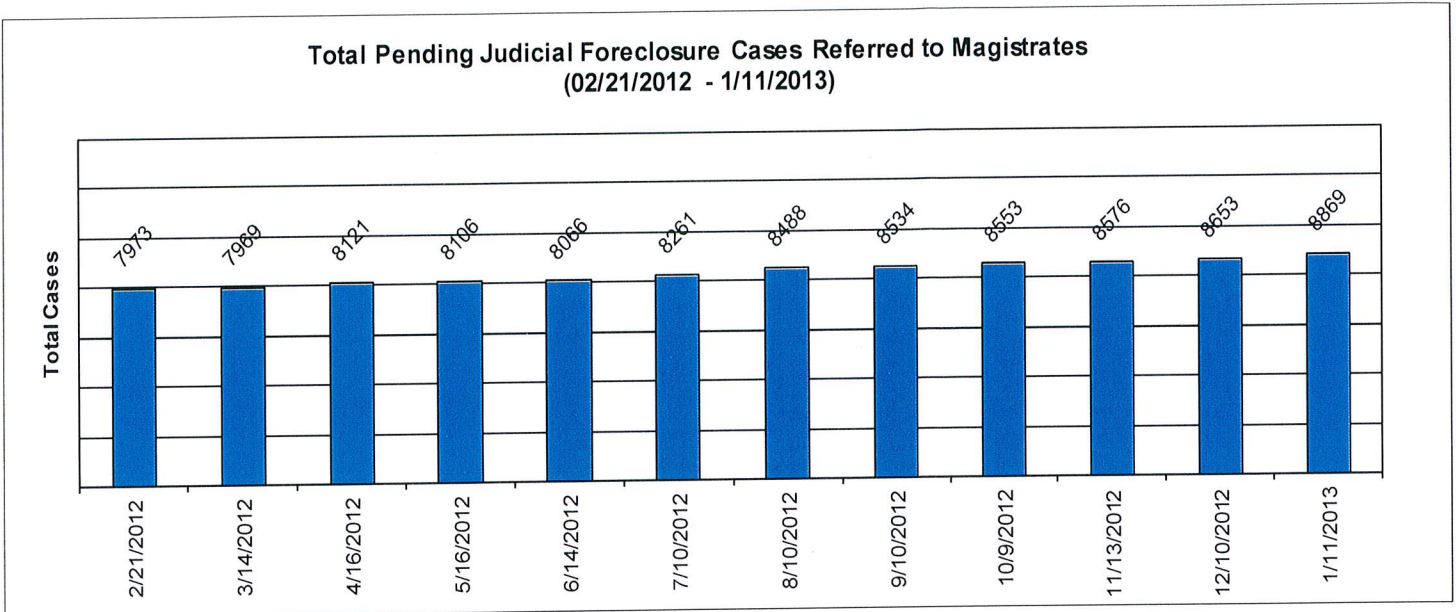
Judicial Foreclosure Statistics¹

¹ For clarification purposes, Foreclosure cases in this report are identified as Judicial Foreclosure filings (filing codes 1460 (Foreclosure Marsh. Of Lien), 1465(Tax Lien), 1466 (Tax Certificate), 1470 (Quiet Title), and 1480 (Partition)). These cases are different from Board of Revision Foreclosures, which are not reported here.

CUYAHOGA COUNTY COMMON PLEAS COURT

Total Pending Judicial Foreclosure Cases Referred to Magistrates (A)

The following chart is a display of the total number of pending Judicial Foreclosure cases referred to the Magistrates on specific dates. The table below shows the number of these cases pending from each year since 1990.

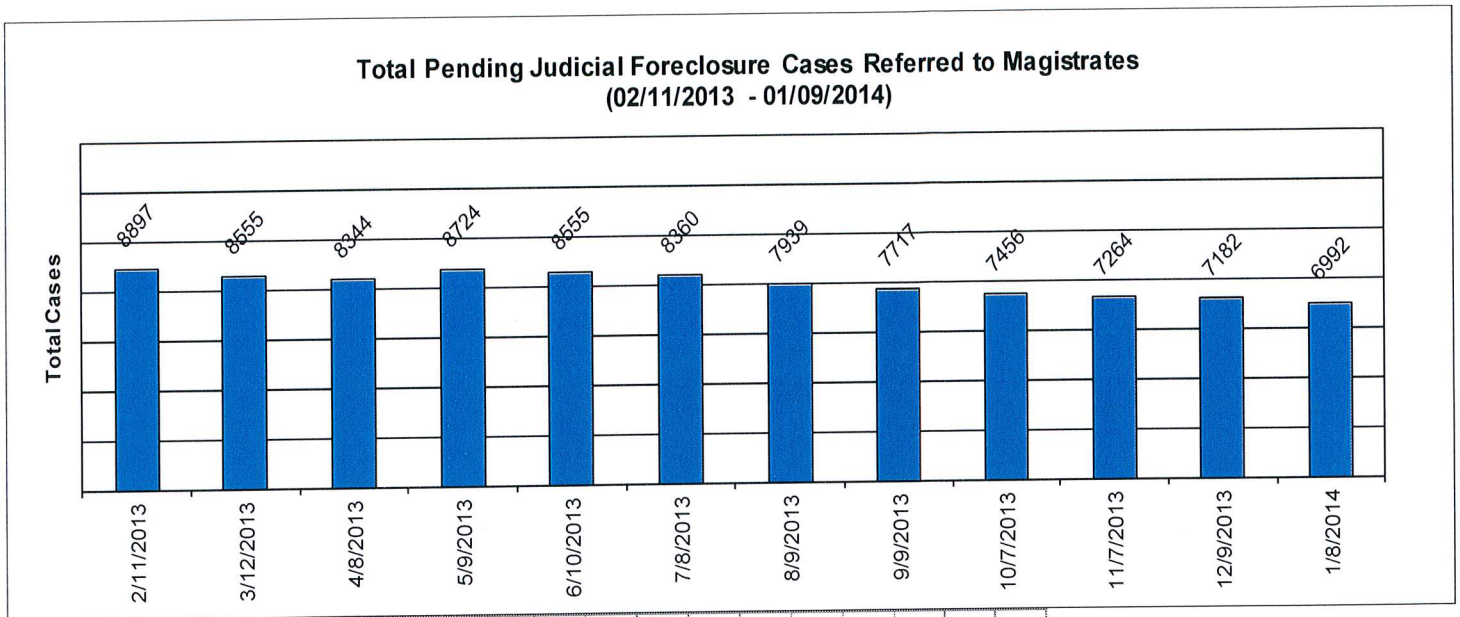


	As of:	2/21/2012	3/14/2012	4/16/2012	5/16/2012	6/14/2012	7/10/2012	8/10/2012	9/10/2012	10/9/2012	11/13/2012	12/10/2012	1/11/2013
Year													
1990		0	0	0	0	0	0	0	0	0	0	0	0
1991		0	0	0	0	0	0	0	0	0	0	0	0
1992		0	0	0	0	0	0	0	0	0	0	0	0
1993		0	0	0	0	0	0	0	0	0	0	0	0
1994		0	0	0	0	0	0	0	0	0	0	0	0
1995		0	0	0	0	0	0	0	0	0	0	0	0
1996		0	0	0	0	0	0	0	0	0	0	0	0
1997		0	0	0	0	0	0	0	0	0	0	0	0
1998		0	0	0	0	0	0	0	0	0	0	0	0
1999		0	0	0	0	0	0	0	0	0	0	0	0
2000		0	0	0	0	0	0	0	0	0	0	0	0
2001		0	0	0	0	0	0	0	0	0	1	1	0
2002		10	10	10	11	10	10	10	10	10	10	10	10
2003		2	2	2	2	2	2	2	2	2	2	2	2
2004		3	3	2	2	2	2	2	1	2	1	1	1
2005		0	0	0	0	1	2	2	2	2	2	2	2
2006		8	8	8	8	8	7	5	5	5	5	5	5
2007		16	17	18	34	32	36	34	31	31	29	29	27
2008		28	30	26	24	23	23	20	18	15	13	14	12
2009		165	155	154	140	129	126	120	122	114	105	101	94
2010		742	661	572	491	445	415	392	343	293	261	240	221
2011		5528	4981	4267	3615	3096	2728	2283	1916	1619	1384	1204	1041
2012		1471	2102	3062	3779	4318	4910	5618	6084	6460	6763	7044	7175
2013													279
Total		7973	7969	8121	8106	8066	8261	8488	8534	8553	8576	8653	8869

CUYAHOGA COUNTY COMMON PLEAS COURT

Total Pending Judicial Foreclosure Cases Referred to Magistrates (B)

The following chart is a display of the total number of pending Judicial Foreclosure cases referred to the Magistrates on specific dates. The table below shows the number of these cases pending from each year since 1990.

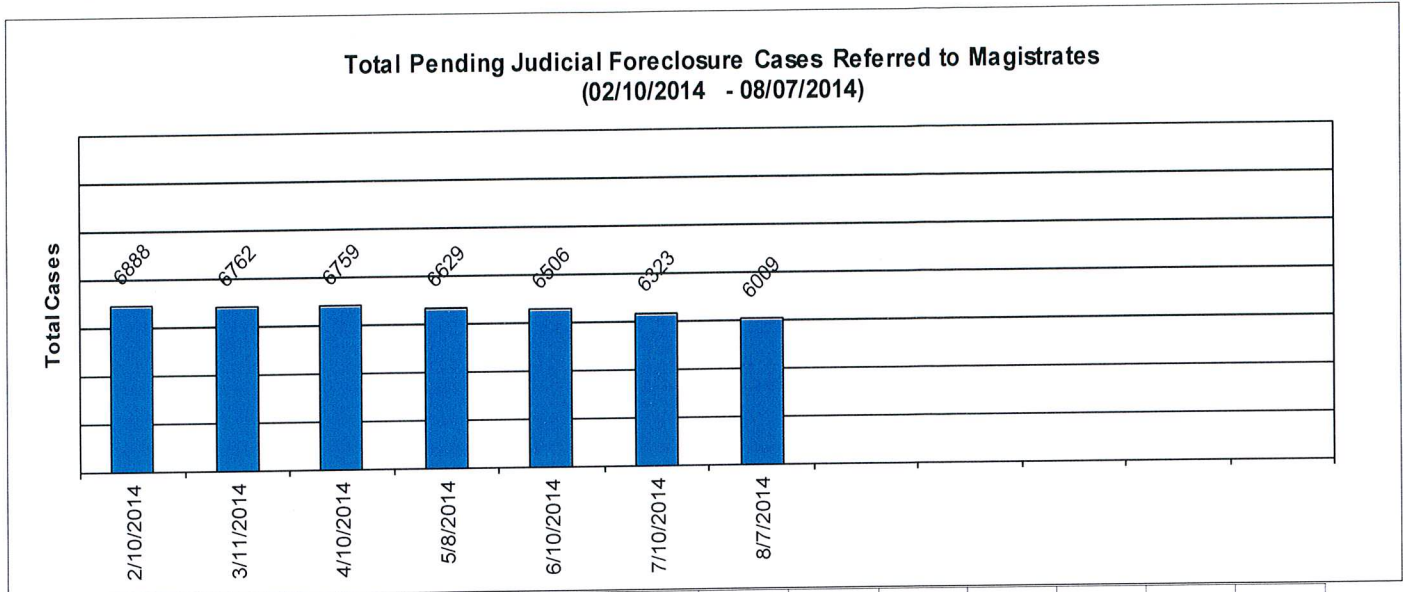


Year	As of:											
	2/11/2013	3/12/2013	4/8/2013	5/9/2013	6/10/2013	7/8/2013	8/9/2013	9/9/2013	10/7/2013	11/7/2013	12/9/2013	1/8/2014
1990	0	0	0	0	0	0	0	0	0	0	0	0
1991	0	0	0	0	0	0	0	0	0	0	0	0
1992	0	0	0	0	0	0	0	0	0	0	0	0
1993	0	0	0	0	0	0	0	0	0	0	0	0
1994	0	0	0	0	0	0	0	0	0	0	0	0
1995	0	0	0	0	0	0	0	0	0	0	0	0
1996	0	0	0	0	0	0	0	0	0	0	0	0
1997	0	0	0	0	0	0	0	0	0	0	0	0
1998	0	0	0	0	0	0	0	0	0	0	0	0
1999	0	0	0	0	0	0	0	0	0	0	0	0
2000	0	0	0	0	0	0	0	0	0	0	0	0
2001	0	0	0	0	0	0	0	1	0	1	1	1
2002	10	10	10	1	2	2	2	1	0	0	1	1
2003	2	2	2	2	2	2	2	2	3	3	2	2
2004	1	1	1	1	1	1	1	1	1	1	0	0
2005	3	3	2	2	2	2	2	2	1	1	1	1
2006	7	7	6	8	4	4	3	3	3	3	3	3
2007	27	28	29	29	27	8	9	9	8	8	8	8
2008	13	13	12	12	14	11	11	9	11	16	18	17
2009	93	79	75	66	62	58	55	39	29	28	40	29
2010	205	175	146	134	126	116	99	88	80	74	71	62
2011	949	810	713	600	505	456	388	345	303	271	243	220
2012	6684	5850	5226	4467	3807	3362	2824	2494	2128	1783	1526	1311
2013	903	1577	2122	3402	4003	4338	4543	4723	4889	5075	5268	5281
2014												56

CUYAHOGA COUNTY COMMON PLEAS COURT

Total Pending Judicial Foreclosure Cases Referred to Magistrates (C)

The following chart is a display of the total number of pending Judicial Foreclosure cases referred to the Magistrates on specific dates. The table below shows the number of these cases pending from each year since 1990.




	As of:	2/10/2014	3/11/2014	4/10/2014	5/8/2014	6/10/2014	7/10/2014	8/7/2014											
Year																			
1990		0	0	0	0	0	0	0											
1991		0	0	0	0	0	0	0											
1992		0	0	0	0	0	0	0											
1993		0	0	0	0	0	0	0											
1994		0	0	0	0	0	0	0											
1995		0	0	0	0	0	0	0											
1996		0	0	0	0	0	0	0											
1997		0	0	0	0	0	0	0											
1998		0	0	0	0	0	0	0											
1999		0	0	0	0	0	0	0											
2000		0	0	0	0	0	0	0											
2001		0	0	0	0	0	0	0											
2002		1	1	1	1	1	1	1											
2003		2	2	2	2	2	2	2											
2004		0	0	0	0	0	0	0											
2005		1	1	1	1	1	1	1											
2006		2	1	0	0	0	0	0											
2007		7	7	7	5	5	5	5											
2008		16	15	16	15	11	7	7											
2009		28	25	25	23	23	10	9											
2010		59	53	52	48	40	28	22											
2011		205	183	173	160	147	121	100											
2012		1087	914	744	642	536	478	407											
2013		4773	4200	3615	3141	2754	2368	1980											
2014		707	1360	2123	2591	2986	3302	3475											
Total		6888	6762	6759	6629	6506	6323	6099											

CUYAHOGA COUNTY COMMON PLEAS COURT

Total Pending Tax Lien & Certificate Cases Referred to Magistrates (A)

The following chart is a display of the number of pending tax Judicial Foreclosure cases referred to the Magistrates on specific dates. The table below shows the number of pending tax Judicial Foreclosure cases in each year since 1990.




	As of:	2/21/2012	3/14/2012	4/16/2012	5/16/2012	6/14/2012	7/10/2012	8/10/2012	9/10/2012	10/9/2012	11/13/2012	12/10/2012	1/11/2013
Year													
1990		0	0	0	0	0	0	0	0	0	0	0	0
1991		0	0	0	0	0	0	0	0	0	0	0	0
1992		0	0	0	0	0	0	0	0	0	0	0	0
1993		0	0	0	0	0	0	0	0	0	0	0	0
1994		0	0	0	0	0	0	0	0	0	0	0	0
1995		0	0	0	0	0	0	0	0	0	0	0	0
1996		0	0	0	0	0	0	0	0	0	0	0	0
1997		0	0	0	0	0	0	0	0	0	0	0	0
1998		0	0	0	0	0	0	0	0	0	0	0	0
1999		0	0	0	0	0	0	0	0	0	0	0	0
2000		0	0	0	0	0	0	0	0	0	0	0	0
2001		0	0	0	0	0	0	0	0	0	0	0	0
2002		0	0	0	1	0	0	0	0	0	0	0	0
2003		0	0	0	0	0	0	0	0	0	0	0	0
2004		0	1	1	2	2	2	2	1	2	1	1	1
2005		1	0	0	0	0	0	0	0	0	0	0	0
2006		1	1	1	1	2	1	0	0	0	0	0	0
2007		5	5	5	4	4	5	5	4	3	3	3	3
2008		5	5	8	5	5	5	4	4	3	2	2	2
2009		80	79	78	77	69	67	63	55	53	48	46	36
2010		157	141	138	127	113	111	103	93	87	75	75	73
2011		957	888	785	693	576	529	444	401	367	338	318	280
2012		320	365	415	473	497	540	512	560	665	710	865	997
2013													120
Total		1526	1485	1431	1383	1268	1260	1133	1118	1180	1177	1310	1512

CUYAHOGA COUNTY COMMON PLEAS COURT

Total Pending Tax Lien & Certificate Cases Referred to Magistrates (B)

The following chart is a display of the number of pending tax Judicial Foreclosure cases referred to the Magistrates on specific dates. The table below shows the number of pending tax Judicial Foreclosure cases in each year since 1990.




	As of:											
	2/11/2013	3/12/2013	4/8/2013	5/9/2013	6/10/2013	7/8/2013	8/9/2013	9/9/2013	10/7/2013	11/7/2013	12/9/2013	
Year	0	0	0	0	0	0	0	0	0	0	0	
1990	0	0	0	0	0	0	0	0	0	0	0	
1991	0	0	0	0	0	0	0	0	0	0	0	
1992	0	0	0	0	0	0	0	0	0	0	0	
1993	0	0	0	0	0	0	0	0	0	0	0	
1994	0	0	0	0	0	0	0	0	0	0	0	
1995	0	0	0	0	0	0	0	0	0	0	0	
1996	0	0	0	0	0	0	0	0	0	0	0	
1997	0	0	0	0	0	0	0	0	0	0	0	
1998	0	0	0	0	0	0	0	0	0	0	0	
1999	0	0	0	0	0	0	0	0	0	0	0	
2000	0	0	0	0	0	0	0	0	0	0	0	
2001	0	0	0	0	0	0	0	0	0	1	1	
2002	0	0	0	0	0	0	0	1	0	0	0	
2003	0	0	0	0	0	0	0	0	1	1	0	
2004	1	1	1	1	1	1	1	1	1	1	0	
2005	1	1	0	0	0	0	0	0	0	0	0	
2006	0	0	1	3	1	1	1	6	1	1	1	
2007	4	4	4	4	4	4	5	5	5	4	4	
2008	3	2	1	1	1	1	1	2	4	6	6	
2009	36	28	25	23	22	17	17	20	15	9	15	
2010	69	58	46	41	40	36	32	34	33	10	34	
2011	272	243	213	187	163	145	132	126	117	117	112	
2012	1109	1029	982	924	869	795	709	682	608	532	468	
2013	114	161	192	895	1062	1063	1052	1106	1158	1250	1334	
Total	1609	1527	1273	2079	2163	2063	1950	1983	1943	1932	1975	

CUYAHOGA COUNTY COMMON PLEAS COURT

Total Pending Tax Lien & Certificate Cases Referred to Magistrates (C)

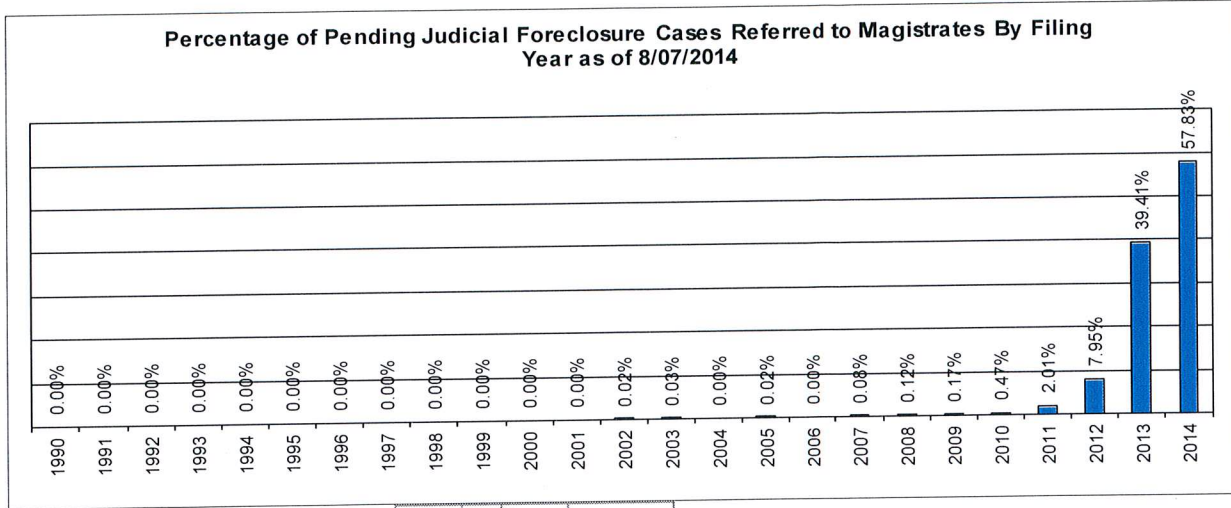
The following chart is a display of the number of pending tax Judicial Foreclosure cases referred to the Magistrates on specific dates. The table below shows the number of pending tax Judicial Foreclosure cases in each year since 1990.



	As of:	2/10/2014	3/11/2014	4/10/2014	5/8/2014	6/10/2014	7/10/2014	8/7/2014						
Year														
1990		0	0	0	0	0	0	0						
1991		0	0	0	0	0	0	0						
1992		0	0	0	0	0	0	0						
1993		0	0	0	0	0	0	0						
1994		0	0	0	0	0	0	0						
1995		0	0	0	0	0	0	0						
1996		0	0	0	0	0	0	0						
1997		0	0	0	0	0	0	0						
1998		0	0	0	0	0	0	0						
1999		0	0	0	0	0	0	0						
2000		0	0	0	0	0	0	0						
2001		0	0	0	0	0	0	0						
2002		0	0	0	1	1	1	1						
2003		0	0	0	0	0	0	0						
2004		0	0	0	0	0	0	0						
2005		0	0	0	0	0	0	0						
2006		1	0	0	0	0	0	0						
2007		2	2	2	2	2	2	2						
2008		6	5	6	5	4	0	0						
2009		15	15	15	16	16	3	3						
2010		27	24	22	20	17	10	8						
2011		96	93	90	85	83	66	49						
2012		317	277	220	192	146	138	115						
2013		1291	1174	1085	994	934	844	709						
2014		112	305	570	683	763	799	763						
Total		1867	1895	2010	1998	1966	1863	1650						

Percentage of Pending Judicial Foreclosure Cases By Filing Year

The following chart is a representation of the total number of pending Judicial Foreclosure cases by filing year expressed as a percentage on a specific date. The table below is the supporting data for this chart.

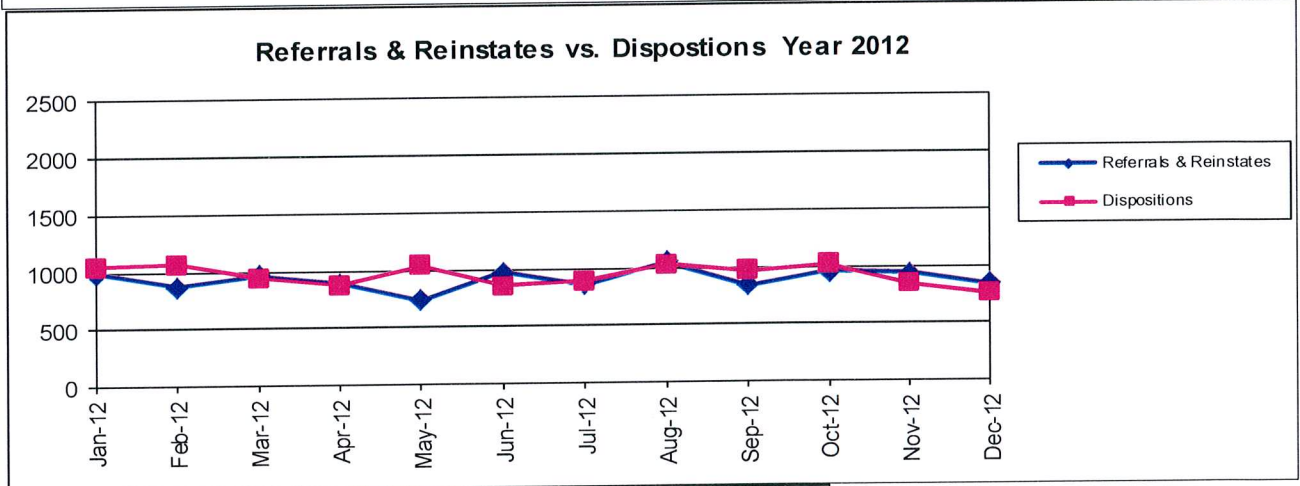
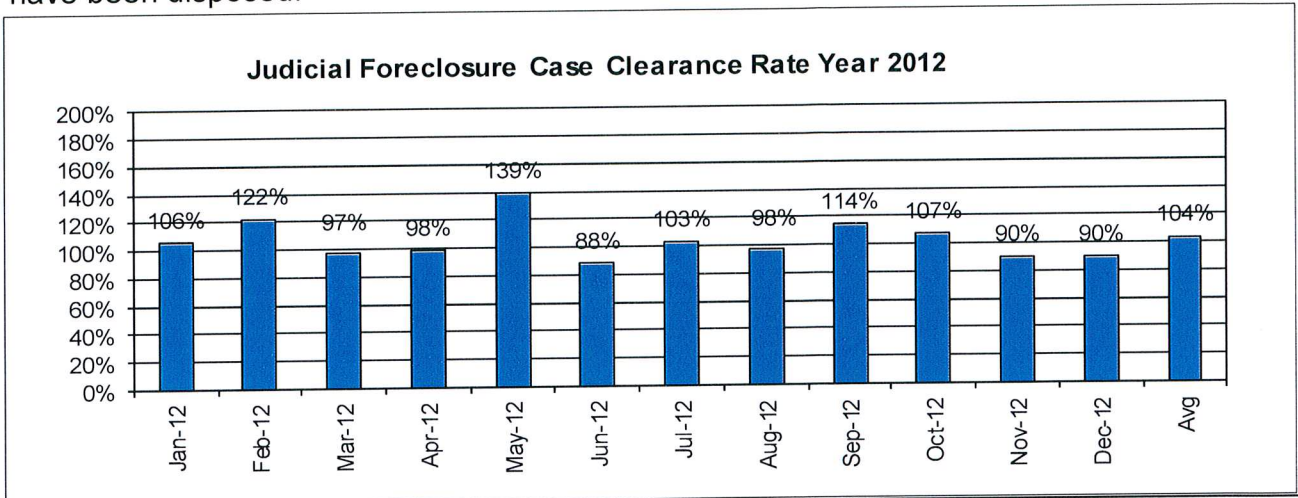


Year	As of:	% of Total
	8/7/2014	
1990	0	0.00%
1991	0	0.00%
1992	0	0.00%
1993	0	0.00%
1994	0	0.00%
1995	0	0.00%
1996	0	0.00%
1997	0	0.00%
1998	0	0.00%
1999	0	0.00%
2000	0	0.00%
2001	0	0.00%
2002	1	0.02%
2003	2	0.03%
2004	0	0.00%
2005	1	0.02%
2006	0	0.00%
2007	5	0.08%
2008	7	0.12%
2009	10	0.17%
2010	28	0.47%
2011	121	2.01%
2012	478	7.95%
2013	2368	39.41%
2014	3475	57.83%

CUYAHOGA COUNTY COMMON PLEAS COURT

Judicial Foreclosure Clearance Rate Year 2012

The Clearance Rate is the number of outgoing cases as a percentage of the number of incoming cases. Clearance rate measures whether the court is keeping up with its incoming caseload. If cases are not disposed in a timely manner, a backlog of cases awaiting disposition will grow. A Clearance Rate of 100% indicates that at least as many cases as have been filed, reopened, or reactivated in a period have been disposed.

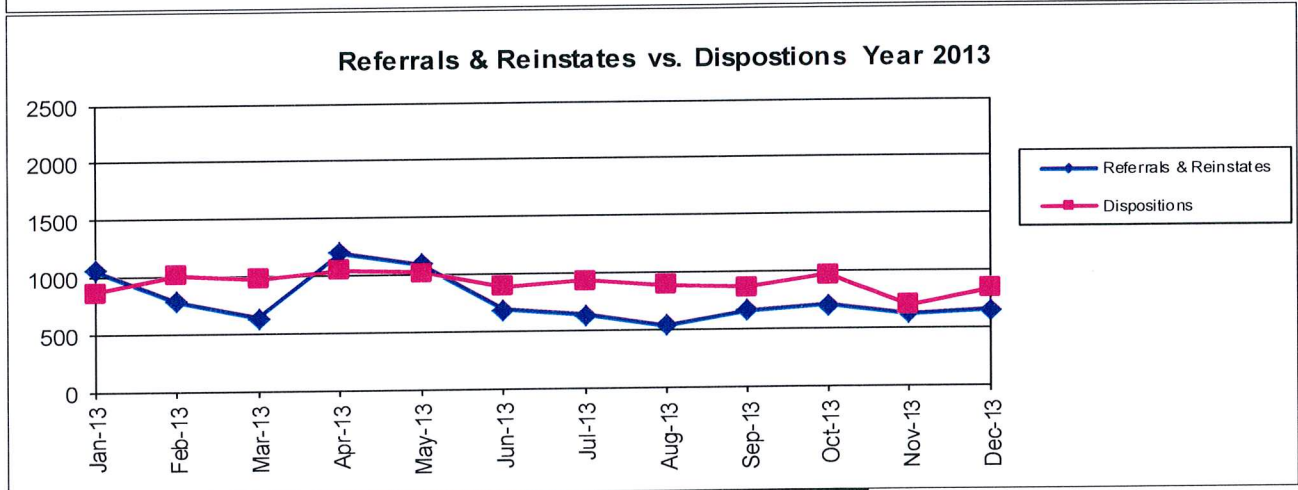
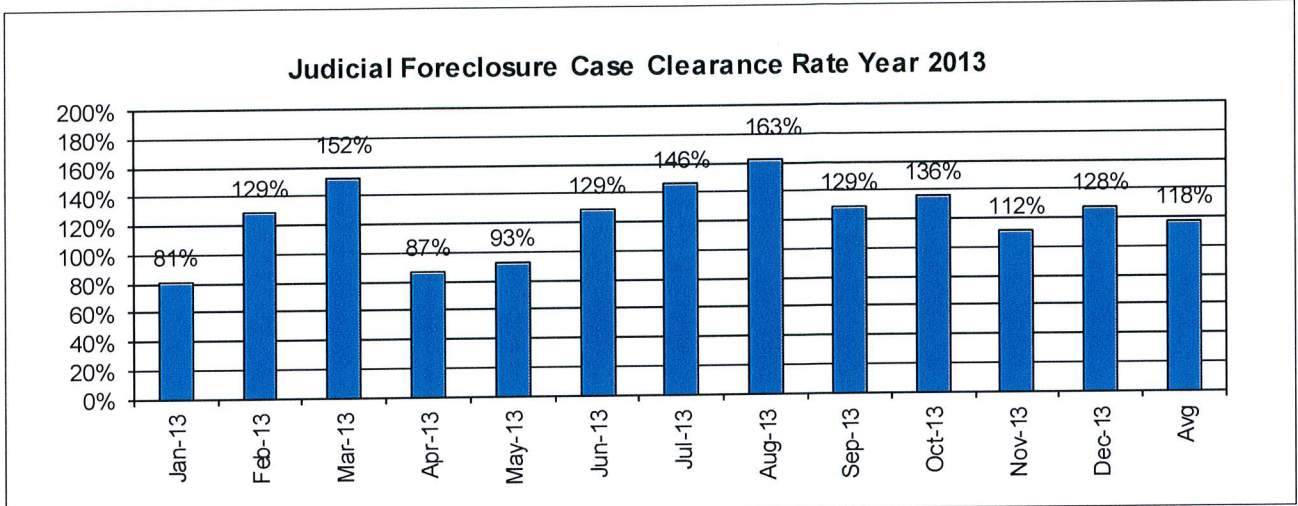


	Referrals & Reinstates	Dispositions	Clearance Rate
Jan-12	995	1051	106%
Feb-12	874	1068	122%
Mar-12	974	944	97%
Apr-12	894	880	98%
May-12	750	1044	139%
Jun-12	982	863	88%
Jul-12	869	896	103%
Aug-12	1058	1034	98%
Sep-12	851	972	114%
Oct-12	961	1028	107%
Nov-12	948	854	90%
Dec-12	854	766	90%
Avg	918	950	104%
Total	11010	11400	

CUYAHOGA COUNTY COMMON PLEAS COURT

Judicial Foreclosure Clearance Rate Year 2013

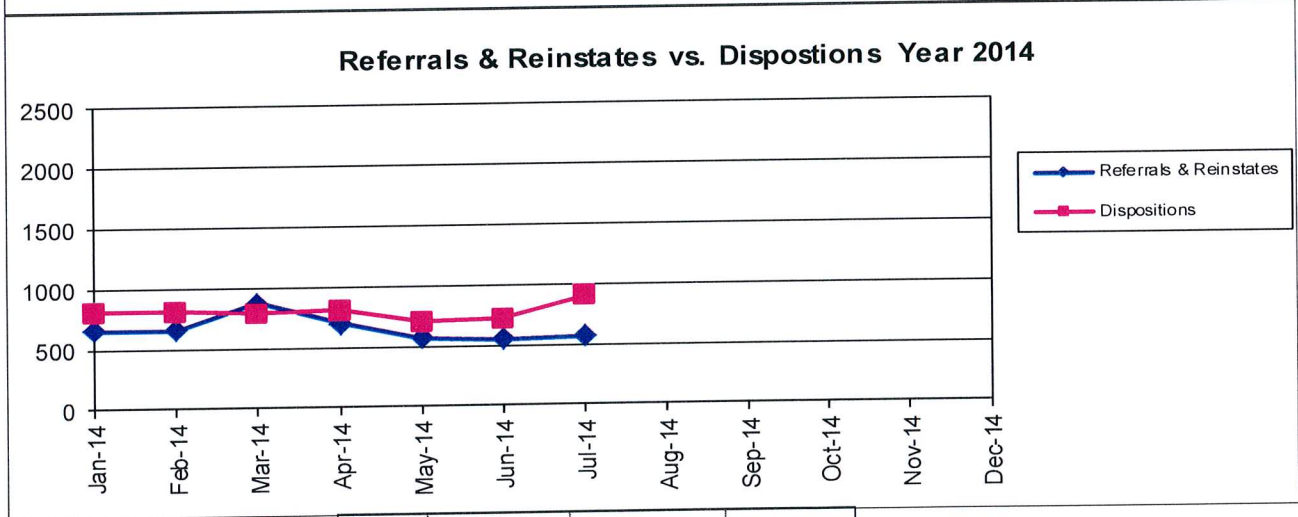
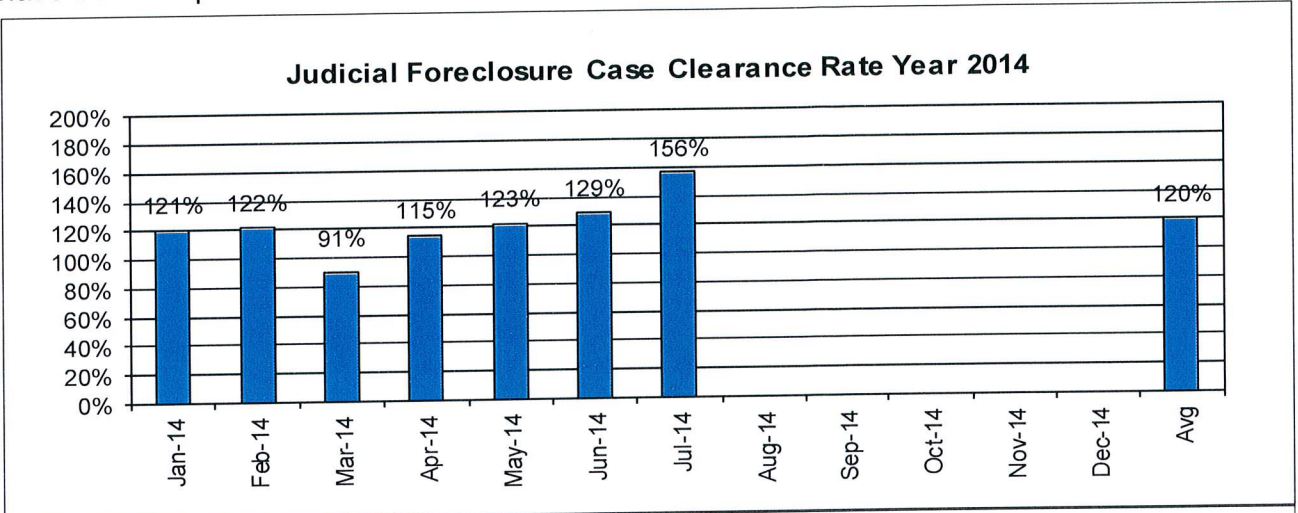
The Clearance Rate is the number of outgoing cases as a percentage of the number of incoming cases. Clearance rate measures whether the court is keeping up with its incoming caseload. If cases are not disposed in a timely manner, a backlog of cases awaiting disposition will grow. A Clearance Rate of 100% indicates that at least as many cases as have been filed, reopened, or reactivated in a period have been disposed.



	Referrals & Reinstates	Dispositions	Clearance Rate
Jan-13	1069	870	81%
Feb-13	788	1013	129%
Mar-13	643	980	152%
Apr-13	1211	1052	87%
May-13	1102	1025	93%
Jun-13	696	895	129%
Jul-13	644	940	146%
Aug-13	550	896	163%
Sep-13	670	866	129%
Oct-13	713	969	136%
Nov-13	632	705	112%
Dec-13	658	841	128%
Avg	781	921	118%
Total	9376	11052	

Judicial Foreclosure Clearance Rate Year 2014

The Clearance Rate is the number of outgoing cases as a percentage of the number of incoming cases. Clearance rate measures whether the court is keeping up with its incoming caseload. If cases are not disposed in a timely manner, a backlog of cases awaiting disposition will grow. A Clearance Rate of 100% indicates that at least as many cases as have been filed, reopened, or reactivated in a period have been disposed.

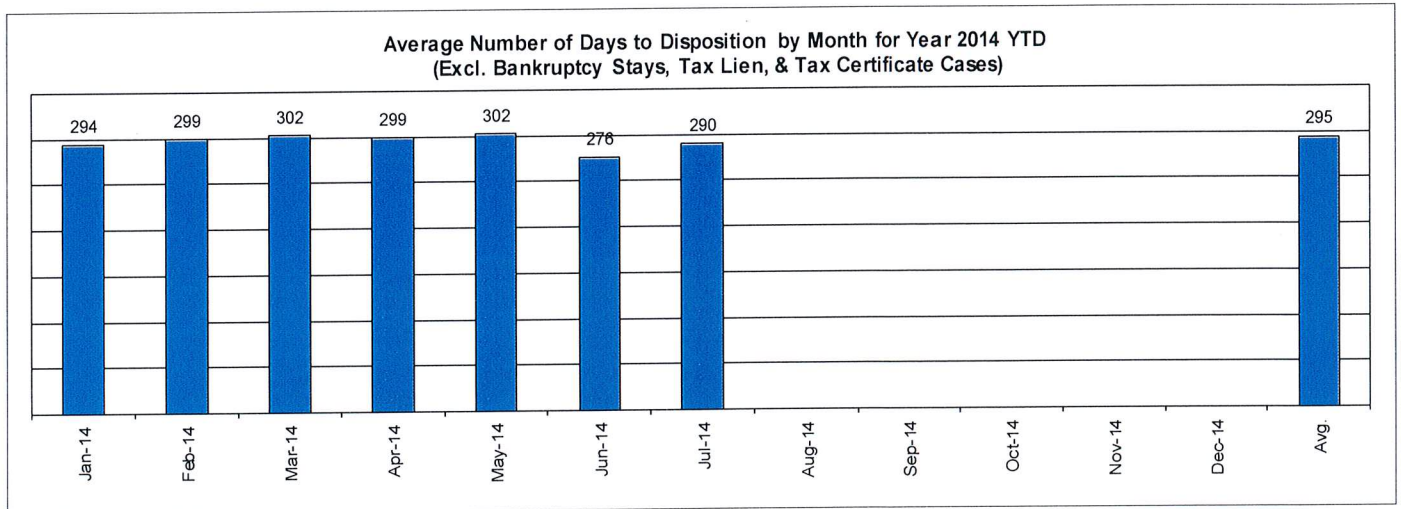
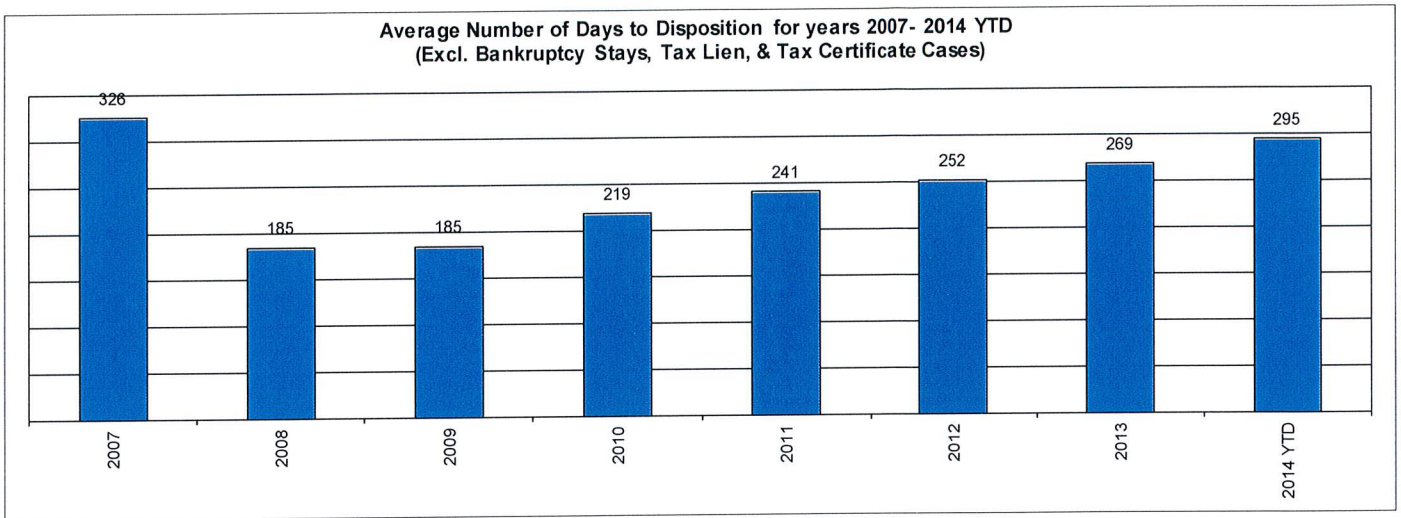


	Referrals & Reinstates	Dispositions	Clearance Rate
Jan-14	667	808	121%
Feb-14	663	809	122%
Mar-14	879	796	91%
Apr-14	703	810	115%
May-14	575	705	123%
Jun-14	558	721	129%
Jul-14	579	904	156%
Aug-14			
Sep-14			
Oct-14			
Nov-14			
Dec-14			
Avg	661	793	120%
Total	4624	5553	

CUYAHOGA COUNTY COMMON PLEAS COURT

Avg. Number of Days to Disp. (Excl. Bank. Stays & Tax Lien & Tax Cert.)

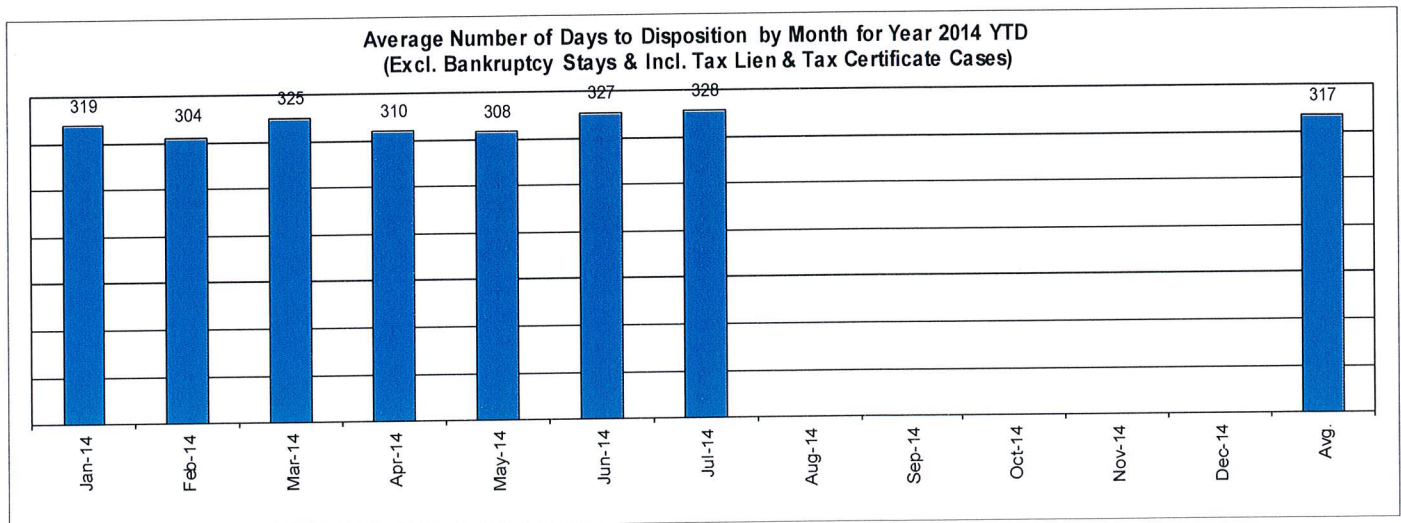
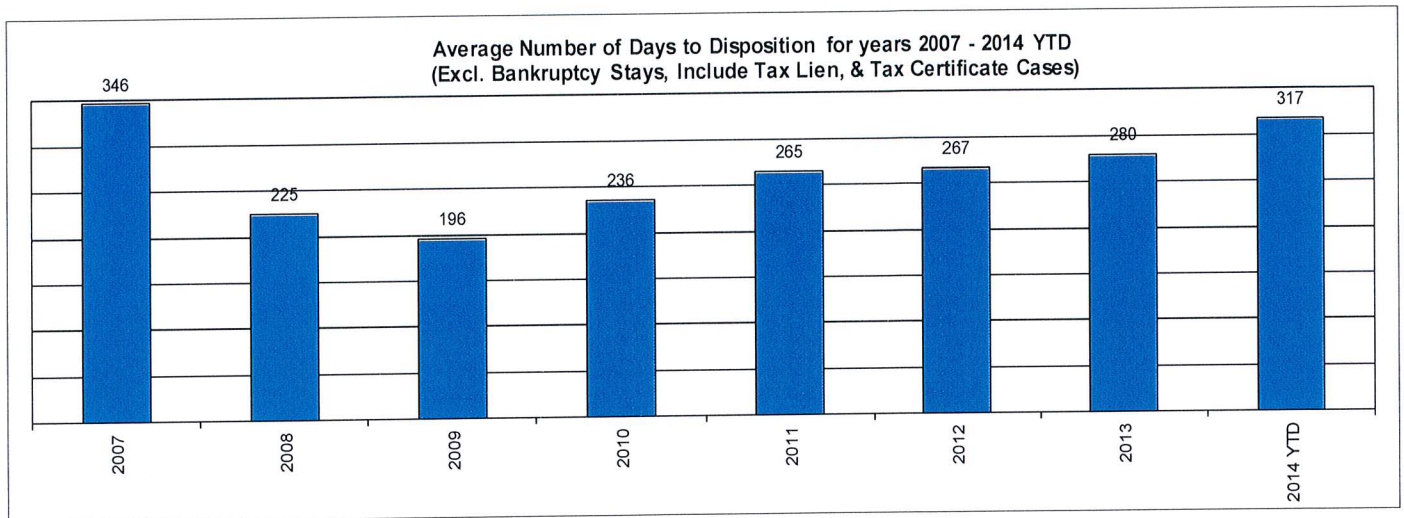
The average number of days to disposition is the number of days from filing to a final disposition entry being filed with the Clerk of Court. The data sample is based on all judicial foreclosure cases terminated by decree or dismissal (cases terminated by bankruptcy are not included) in a month. Each case is examined to determine the number of days between filing and termination with the periods that a case may have been in bankruptcy subtracted. Adding the total days of all of the cases minus bankruptcy periods and dividing by the total number of cases calculates the average. In the following chart, tax judicial foreclosure cases are excluded.



CUYAHOGA COUNTY COMMON PLEAS COURT

Avg. Number of Days to Disp. (Excl. Bank. Stays & Incl. Tax Lien & Tax Cert.)

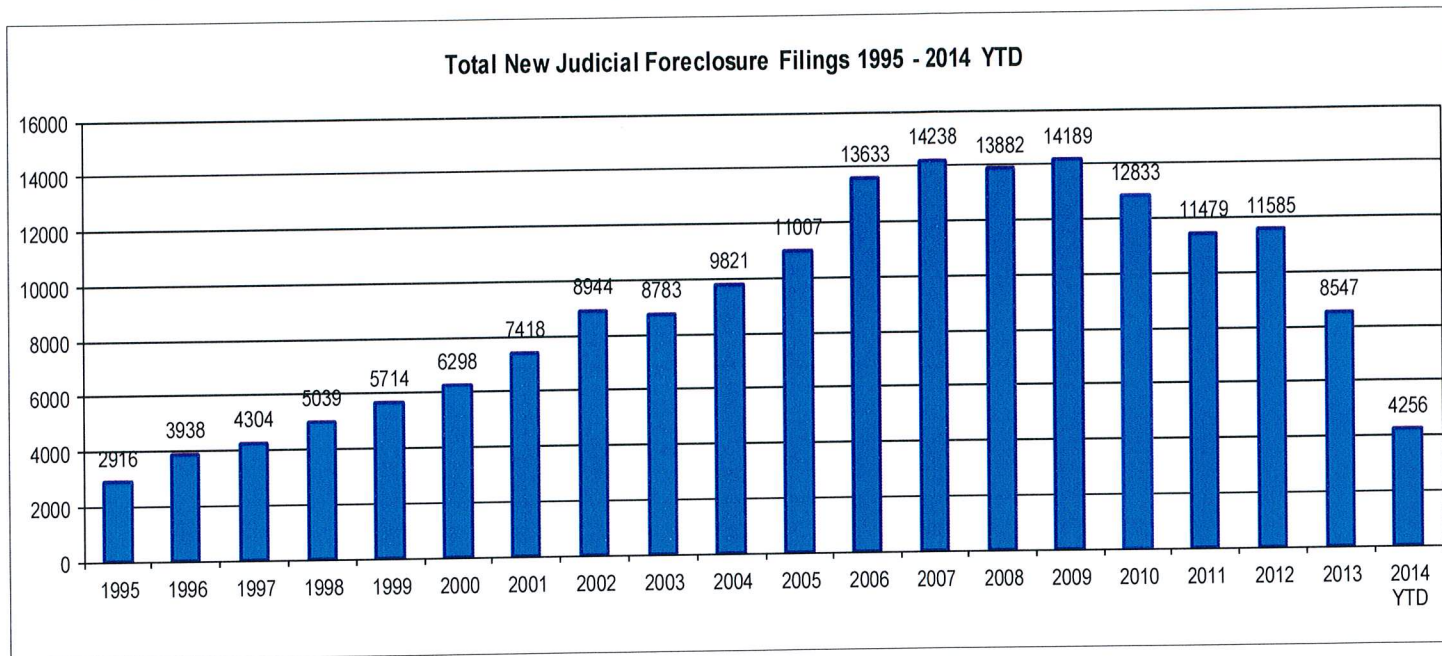
The average number of days to disposition is the number of days from filing to a final disposition entry being filed with the Clerk of Court. The data sample is based on all Judicial Foreclosure cases terminated by decree or dismissal (cases terminated by bankruptcy are not included) in a month. Each case is examined to determine the number of days between filing and termination with the periods that a case may have been in bankruptcy subtracted. Adding the total days of all of the cases minus bankruptcy periods and dividing by the total number of cases calculates the average. In the following chart, all types of Judicial Foreclosure cases are included.



Total New Judicial Foreclosure Filings

The following charts are provided as a historical view of new judicial foreclosure filings.

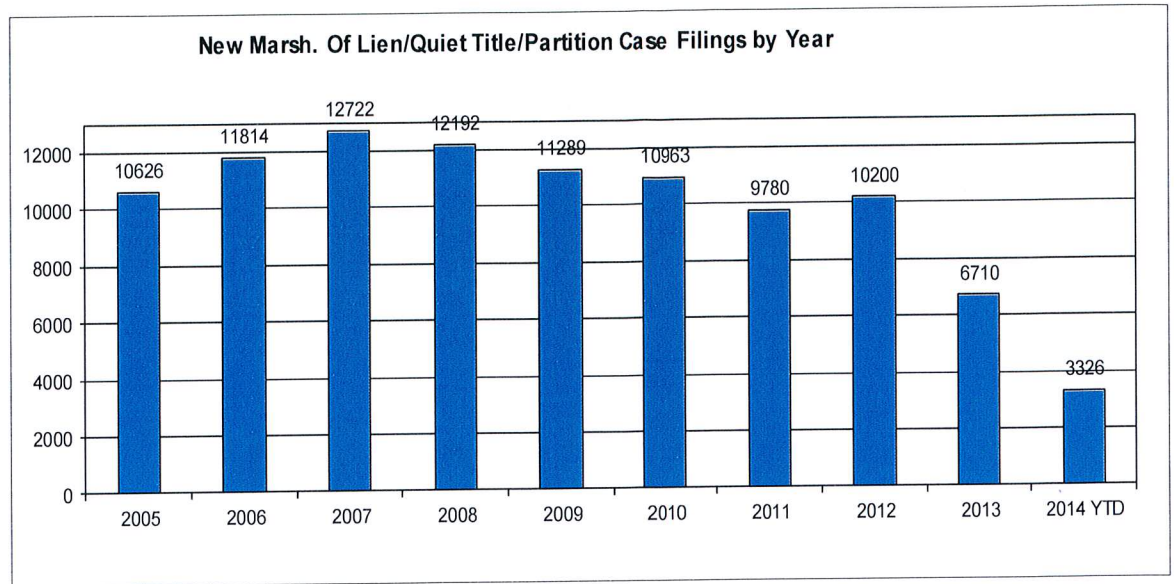
1. Total New Judicial Foreclosure Filings from 1995 – 2014 by year
2. Total New Marsh of Lien/Quiet Title/Partition Filings from 2011 – 2014 by month
3. Total New Tax Lien & Tax Certificate Filings for 2011 – 2014 by month
4. Total New Judicial Foreclosure Filings from 2011 – 2014 by month



CUYAHOGA COUNTY COMMON PLEAS COURT

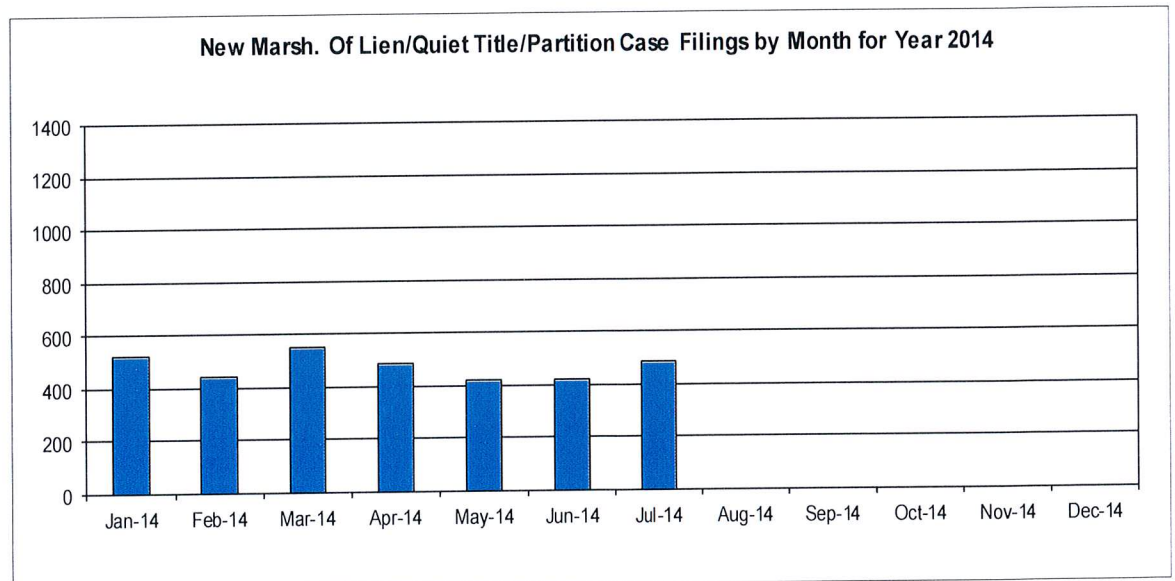
New Marsh of Lien/Quiet Title/Partition Case Filings for Years 2005 – 2014 YTD

Year	# Filings
2005	10626
2006	11814
2007	12722
2008	12192
2009	11289
2010	10963
2011	9780
2012	10200
2013	6710
2014 YTD	3326



New Marsh of Lien/Quiet Title/Partition Case Filings by month for 2014 YTD

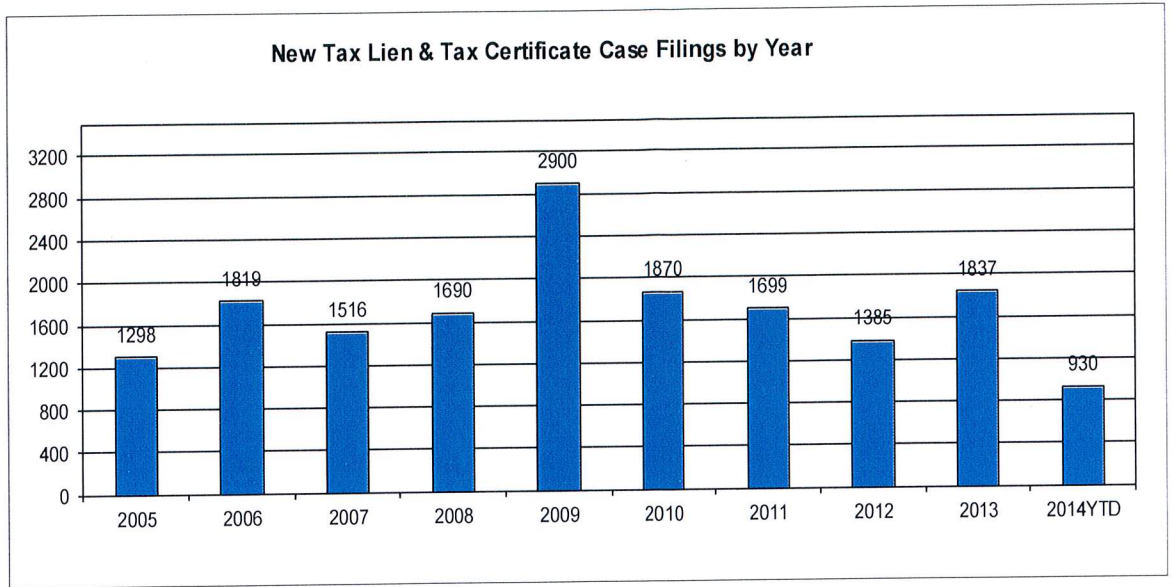
Month	# Filings
Jan-14	523
Feb-14	443
Mar-14	549
Apr-14	487
May-14	418
Jun-14	421
Jul-14	485
Aug-14	
Sep-14	
Oct-14	
Nov-14	
Dec-14	
Avg	475
Total	3326



CUYAHOGA COUNTY COMMON PLEAS COURT

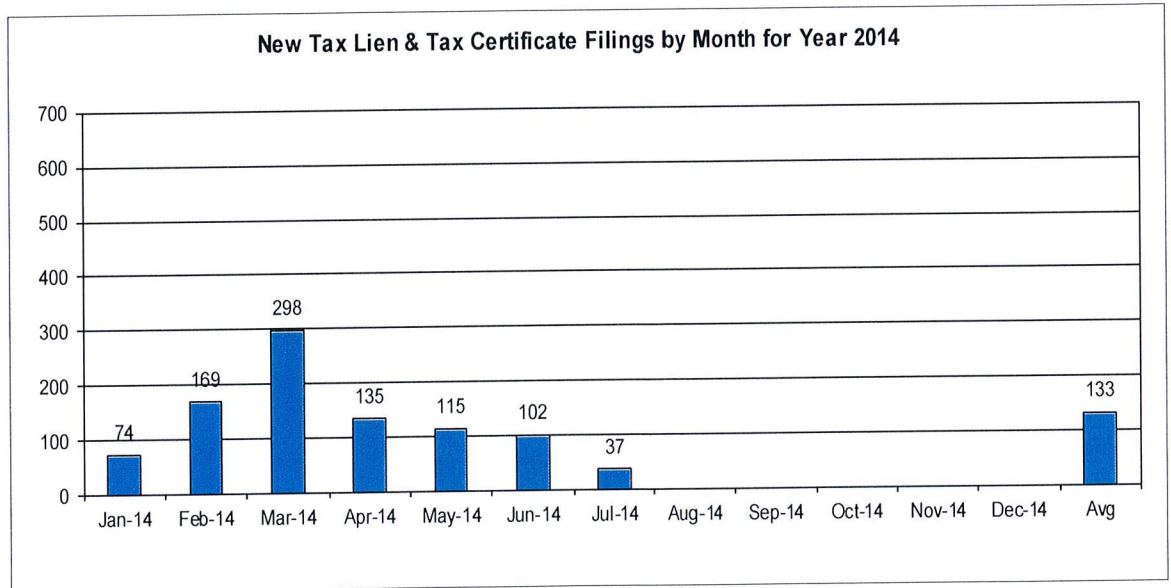
New Tax Lien & Certificate Filings for Years 2005 – 2014 YTD

Year	# Filings
2005	1298
2006	1819
2007	1516
2008	1690
2009	2900
2010	1870
2011	1699
2012	1385
2013	1837
2014YTD	930



New Tax Lien & Certificate Filings by Month for Year 2014 YTD

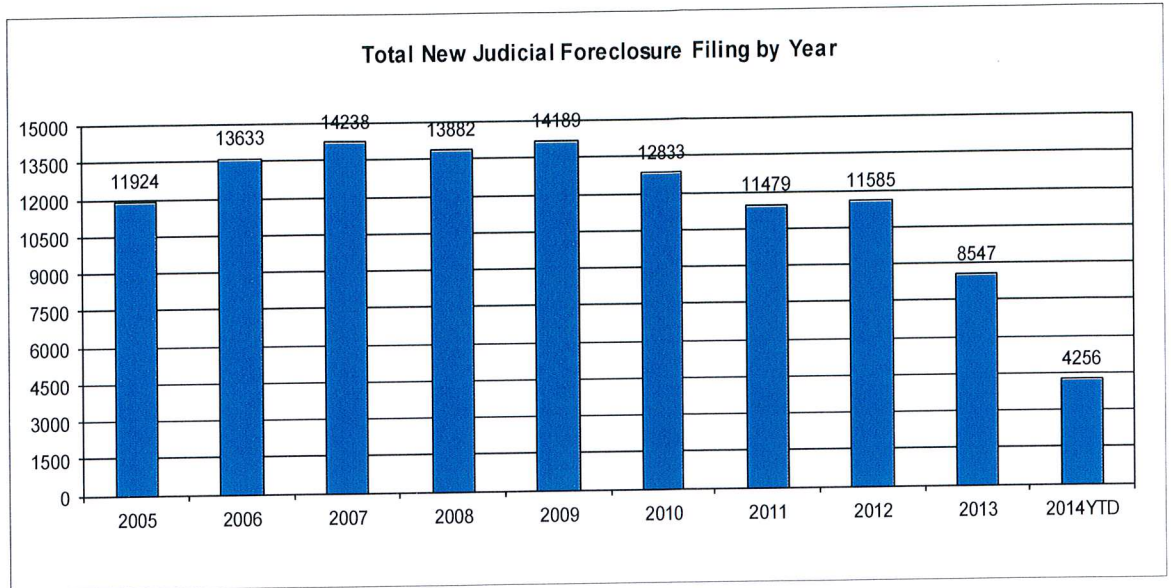
Month	# Filings
Jan-14	74
Feb-14	169
Mar-14	298
Apr-14	135
May-14	115
Jun-14	102
Jul-14	37
Aug-14	
Sep-14	
Oct-14	
Nov-14	
Dec-14	
Avg	133
Total	930



CUYAHOGA COUNTY COMMON PLEAS COURT

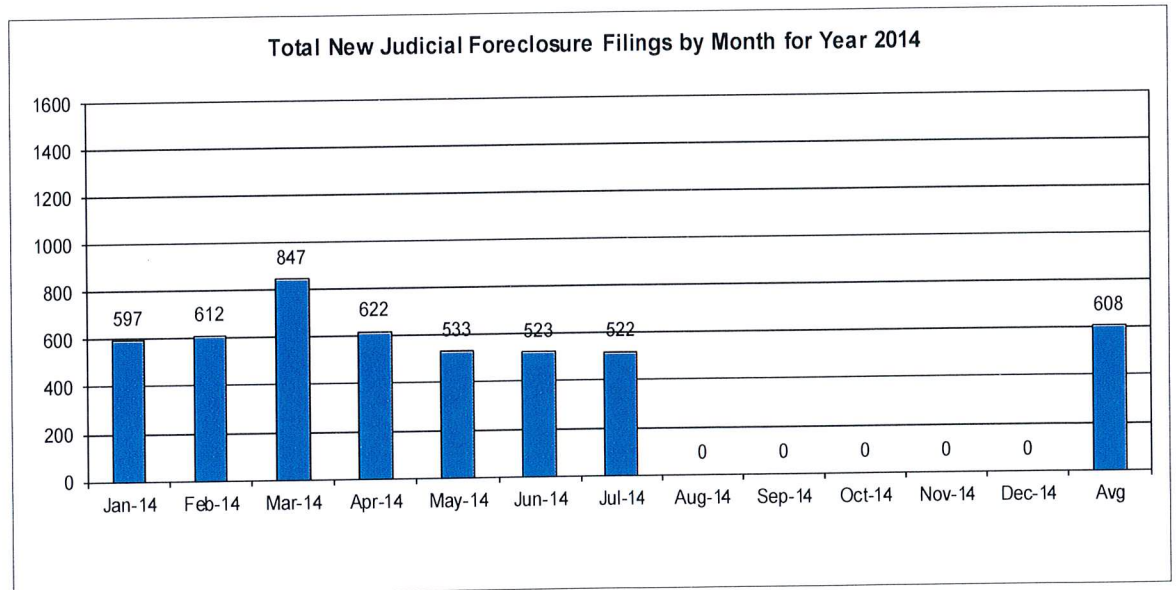
Total New Judicial Foreclosure Filings Years 2005 – 2014 YTD

Year	# Filings
2005	11924
2006	13633
2007	14238
2008	13882
2009	14189
2010	12833
2011	11479
2012	11585
2013	8547
2014 YTD	4256



Total New Judicial Foreclosure Filings by Month for Year 2014 YTD

Month	# Filings
Jan-14	597
Feb-14	612
Mar-14	847
Apr-14	622
May-14	533
Jun-14	523
Jul-14	522
Aug-14	0
Sep-14	0
Oct-14	0
Nov-14	0
Dec-14	0
Avg	608



Magistrate's Monthly Reports

The Magistrates' Monthly Report consists of 5 reports. Below is a description of each.

Magistrate's Monthly Supplemental Journal Entry Report (R415)

Retrieves total number of supplemental entries and Decrees of Confirmation of Sheriff's sale created during a specific period. A supplemental entry is any journal created by a magistrate, which does not close out a case. For example, any magistrate's order (MG) setting a hearing, any journal entry (JE) ruling on a motion, journals confirming Sheriff's sales, etc.).

Magistrate's Full Disposition Count by Magistrate Report (R413)

Retrieves total number of cases disposed of during a specific period. The dispositions are grouped by Magistrate and then broken down by the type of disposition (i. e. Default, Dismissed with Prejudice, Dismissed without Prejudice, etc.) This report can be printed three different ways. Including tax cases (Full Dispositions), excluding tax cases (Non-Tax Dispositions), and Tax cases only (Tax Dispositions).

Magistrate's Monthly Cases Referred/Reinstated Report (R418)

Retrieves newly filed cases referred to the Magistrates Dept. and cases previously disposed by the Magistrates Dept. that are reinstated and re-referred to the magistrates. The cases are separated by Tax (filing code 1465; Tax Judicial Foreclosure & 1466; Tax Certificate Judicial Foreclosure) and Non-Tax (1460; Judicial Foreclosure Marsh. Of Lien, 1480; Partition, 1470; Quiet Title, misc. (i. e. 1391; Contract Other, etc.).

Magistrate's Monthly Hearing Totals Report (R3146)

Retrieves total number of hearings held during one month. The hearings are grouped by Magistrate and then broken down by what type hearing was held (i. e. Default, Pretrial, etc.).

Magistrate's Monthly Case Load Report (R3147)

Retrieves individual caseload totals for individual magistrates during a specific period. The cases are grouped by magistrate and then broken down by case type (i. e. tax judicial foreclosure, tax certificate judicial foreclosure and non-tax judicial foreclosure).

CUYAHOGA COUNTY COURT OF COMMON PLEAS

DATE: 08/07/2014
TIME: 8:47 AM

OFFICE OF THE MAGISTRATES
MAGISTRATE'S MONTHLY SUPPLEMENTALS BY CASE
REPORTING PERIOD: JULY 2014

PAGE: 1
CMSR415D

SUPPLEMENTALS

AUGUSTYN	213
BAKER	374
BUCHA	383
CUTHBERT	315
DYKE	319
GAUNTNER	0
GONZALEZ	262
HIPPLEY	237
JACKSON	291
KLEIN	186
LUCAS	425
OLSZTYN	380
VOZAR	288
WEISS	228
UNACCOUNTED FOR	0

TOTAL 3901

CONFIRMATIONS

TOTAL 53

CUYAHOGA COUNTY COURT OF COMMON PLEAS

OFFICE OF THE MAGISTRATES

Full Disposition Count by Magistrate

REPORTING PERIOD: FROM 07/01/2014 TO 07/31/2014

DATE: 08/07/2014

PAGE: 1

TIME: 8:48 AM

CMSR413

MagID	Dispose Type	Tax Cert.	Tax Treas.	Total
KCA	Bank	0	0	0
	Def	4	0	15
	Dism	3	0	15
	Ref. Vacate	0	0	0
	Court Trial	0	0	0
	Other	0	0	5
	MAG'S TOTAL		7	0

Decrees	529
Defaults	414
Other	115
Court Trial	0
Dismissals	325
Bankruptcy	50
Ref. Vacated	0
Grand Total	904

GDB	Bank	0	0	3
	Def	12	0	49
	Dism	1	0	19
	Ref. Vacate	0	0	0
	Court Trial	0	0	0
	Other	1	0	7
	MAG'S TOTAL		14	0

SMB	Bank	1	0	2
	Def	8	0	28
	Dism	2	0	24
	Ref. Vacate	0	0	0
	Court Trial	0	0	0
	Other	0	0	10
	MAG'S TOTAL		11	0

ARC	Bank	0	0	3
	Def	20	0	51
	Dism	2	0	28
	Ref. Vacate	0	0	0
	Court Trial	0	0	0
	Other	2	0	10
	MAG'S TOTAL		24	0

JTD	Bank	0	0	1
	Def	6	0	33
	Dism	3	0	34
	Ref. Vacate	0	0	0
	Court Trial	0	0	0
	Other	0	2	13
	MAG'S TOTAL		9	2

TG	Bank	0	0	2
	Def	4	0	19
	Dism	1	0	24
	Ref. Vacate	0	0	0
	Court Trial	0	0	0
	Other	0	0	3
	MAG'S TOTAL		5	0

KH	Bank	1	1	9
	Def	18	0	38
	Dism	5	0	25
	Ref. Vacate	0	0	0
	Court Trial	0	0	0
	Other	1	0	8
	MAG'S TOTAL		25	1

JLJ	Bank	0	1	3
	Def	21	0	62
	Dism	2	0	19

CUYAHOGA COUNTY COURT OF COMMON PLEAS

OFFICE OF THE MAGISTRATES

Full Disposition Count by Magistrate

REPORTING PERIOD: FROM 07/01/2014 TO 07/31/2014

DATE: 08/07/2014

PAGE: 2

TIME: 8:48 AM

CMSR413

MagID	Dispose Type	Tax Cert.	Tax Treas.	Total
	Ref. Vacate	0	0	0
	Court Trial	0	0	0
	Other	2	0	11
	<u>MAG'S TOTAL</u>	25	1	<u>95</u>
<hr/>				
MK				
	Bank	0	0	4
	Def	6	0	22
	Dism	0	0	15
	Ref. Vacate	0	0	0
	Court Trial	0	0	0
	Other	1	0	6
	<u>MAG'S TOTAL</u>	7	0	<u>47</u>
<hr/>				
PL				
	Bank	1	9	16
	Def	9	0	25
	Dism	26	35	75
	Ref. Vacate	0	0	0
	Court Trial	0	0	0
	Other	1	6	7
	<u>MAG'S TOTAL</u>	37	50	<u>123</u>
<hr/>				
CEO				
	Bank	1	0	3
	Def	8	0	35
	Dism	2	1	18
	Ref. Vacate	0	0	0
	Court Trial	0	0	0
	Other	1	1	9
	<u>MAG'S TOTAL</u>	12	2	<u>65</u>
<hr/>				
TJV				
	Bank	0	0	2
	Def	0	0	23
	Dism	2	0	16
	Ref. Vacate	0	0	0
	Court Trial	0	0	0
	Other	0	2	11
	<u>MAG'S TOTAL</u>	2	2	<u>52</u>
<hr/>				
CW				
	Bank	0	1	2
	Def	6	0	14
	Dism	1	2	13
	Ref. Vacate	0	0	0
	Court Trial	0	0	0
	Other	0	13	15
	<u>MAG'S TOTAL</u>	7	16	<u>44</u>

CUYAHOGA COUNTY COURT OF COMMON PLEAS

DATE: 08/07/2014
 TIME: 08:49 AM

OFFICE OF THE MAGISTRATES
 MAGISTRATE'S MONTHLY REF/REIN CASES
 FROM 07/01/2014 TO 07/31/2014

CMSR418

MAGISTRATE	NEW REFERRALS				REINSTATED			
	Tax Treas.	Tax Cert.	Non-Tax	Total	Tax Treas.	Tax Cert.	Non-Tax	Total
<u>AUGUSTYN/KEVIN/C</u>	2	0	24	26	0	0	0	0
<u>BAKER/GAIL/D</u>	5	0	44	49	0	0	2	2
<u>BUCHA/STEPHEN/M</u>	1	0	25	26	0	1	1	2
<u>CUTHBERT/AMY/R</u>	4	2	43	49	0	0	7	7
<u>DYKE/JOHN/T</u>	3	0	52	55	0	1	4	5
<u>GONZALEZ/TRACEY/</u>	4	0	44	48	0	0	3	3
<u>HIPPLEY/KEVIN/</u>	2	1	35	38	0	0	4	4
<u>JACKSON/JIM/L</u>	0	0	44	44	0	1	3	4
<u>KLEIN/MONICA/</u>	0	0	45	45	0	0	2	2
<u>LUCAS/PAUL/</u>	3	0	28	31	1	0	1	2
<u>OLSZTYN/CHRISTOPHER/E</u>	2	1	38	41	0	0	4	4
<u>VOZAR/THOMAS/J</u>	0	2	37	39	0	0	3	3
<u>WEISS/CAROL/</u>	5	0	44	49	0	0	1	1
<u>TOTAL</u>	31	6	503	540	1	3	35	39
<u>COMBINED TOTAL</u>	579							

CUYAHOGA COUNTY COURT OF COMMON PLEAS

OFFICE OF THE MAGISTRATES

MAG MONTHLY HEARING TOTALS

Reporting Period: July 2014

DATE: 08/07/2014
TIME: 08:49 AM

PAGE: 1
CMSR3146

Monthly Hearing Total 752

AUGUSTYN
 Default Hearings 29
 Tax Hearings 0
 Pretrials 9

 TOTAL: 38

BAKER
 Default Hearings 20
 Tax Hearings 0
 Pretrials 20

 TOTAL: 40

BUCHA
 Default Hearings 32
 Tax Hearings 1
 Pretrials 56

 TOTAL: 89

CUTHBERT
 Default Hearings 65
 Tax Hearings 0
 Pretrials 16

 TOTAL: 81

DYKE
 Default Hearings 30
 Tax Hearings 3
 Pretrials 14

 TOTAL: 47

GONZALEZ
 Default Hearings 32
 Tax Hearings 0
 Pretrials 10

 TOTAL: 42

HIPPLEY
 Default Hearings 34
 Tax Hearings 0
 Pretrials 6

 TOTAL: 40

JACKSON
 Default Hearings 55
 Tax Hearings 0
 Pretrials 19

 TOTAL: 74

KLEIN
 Default Hearings 30
 Tax Hearings 0
 Pretrials 13

 TOTAL: 43

LUCAS
 Default Hearings 10
 Tax Hearings 8
 Pretrials 19

 TOTAL: 37

CUYAHOGA COUNTY COURT OF COMMON PLEAS

OFFICE OF THE MAGISTRATES

MAG MONTHLY HEARING TOTALS

Reporting Period: July 2014

DATE: 08/07/2014
TIME: 08:49 AM

PAGE: 2
CMSR3146

TOTAL:	37
OLSZTYN	
Default Hearings	48
Tax Hearings	2
Pretrials	26
<hr/>	
TOTAL:	76
VOZAR	
Default Hearings	43
Tax Hearings	1
Pretrials	46
<hr/>	
TOTAL:	90
WEISS	
Default Hearings	15
Tax Hearings	33
Pretrials	7
<hr/>	
TOTAL:	55

CUYAHOGA COUNTY COURT OF COMMON PLEAS

DATE: 08/07/2014
 TIME: 8:50 AM

Office of the Magistrates
 Magistrate's Monthly Case Load
 MONTH: JULY 2014

PAGE: 1
 CMSR3147

Magistrate Name	Non Tax Total	Tax Cert.	Tax Treas.	Total Tax	Total Cases
AUGUSTYN	135	28	2	30	165
BAKER	317	74	13	87	404
BUCHA	223	67	4	71	294
CUTHBERT	326	76	24	100	426
DYKE	241	59	17	76	317
GAUNTNER	1	0	0	0	1
GONZALEZ	340	80	10	90	430
HIPPLEY	398	82	10	92	490
JACKSON	380	82	17	99	479
KLEIN	211	44	4	48	259
LUCAS	247	135	346	481	728
OLSZTYN	213	46	8	54	267
VOZAR	350	83	15	98	448
WEISS	157	48	281	329	486
Non Tax Total:	3539	Cert.Tax Total: 904	Tax Treas. Total: 751	Total Tax: 1655	Total Cases: 5194

Report CMSR1062 - Judicial Foreclosure Statistics by Judge

Report CMSR1062 provides a list of judicial foreclosure case activity for each Judge. The report identifies how many cases were pending at the beginning of the period. The new cases filed and cases that were transferred in or reactivated are added to the number pending at the beginning of the period. It then shows the type and number of terminations for the period. The total terminations are subtracted from the total pending which provides the pending at the end of the period.

CUYAHOGA COUNTY COURT OF COMMON PLEAS

DATE: 08/07/2014
TIME: 08:45 AM

Foreclosure Statistics by Judge
Reporting Period: July 2014

PAGE: 1
CMSR1062

Judge

AMBROSE, DICK							
Pending at Beg of Period			New Cases Filed		Cases Transferred In / Reactivated		Total
150			15		9		174
Terminations							
Bankruptcy	1	Default	18	RefVacated	0	Court Trial	0
					Dismiss	8	Other
						15	42
Total Pending at End of Period							132
ASTRAB, MICHAEL							
Pending at Beg of Period			New Cases Filed		Cases Transferred In / Reactivated		Total
184			9		5		198
Terminations							
Bankruptcy	1	Default	16	RefVacated	0	Court Trial	0
					Dismiss	11	Other
						8	36
Total Pending at End of Period							162
BARKER, PAMELA A							
Pending at Beg of Period			New Cases Filed		Cases Transferred In / Reactivated		Total
211			18		7		236
Terminations							
Bankruptcy	5	Default	22	RefVacated	0	Court Trial	0
					Dismiss	15	Other
						10	52
Total Pending at End of Period							184
BURNSIDE, JANET R							
Pending at Beg of Period			New Cases Filed		Cases Transferred In / Reactivated		Total
200			22		5		227
Terminations							
Bankruptcy	2	Default	18	RefVacated	0	Court Trial	0
					Dismiss	11	Other
						16	47
Total Pending at End of Period							180
CALABRESE, DEENA R							
Pending at Beg of Period			New Cases Filed		Cases Transferred In / Reactivated		Total
167			11		10		188
Terminations							
Bankruptcy	2	Default	12	RefVacated	0	Court Trial	0
					Dismiss	13	Other
						10	37
Total Pending at End of Period							151
CLANCY, MAUREEN							
Pending at Beg of Period			New Cases Filed		Cases Transferred In / Reactivated		Total
178			18		7		203
Terminations							
Bankruptcy	2	Default	6	RefVacated	0	Court Trial	0
					Dismiss	9	Other
						9	26
Total Pending at End of Period							177
COLLIER-WILLIAMS, CASSANDRA							
Pending at Beg of Period			New Cases Filed		Cases Transferred In / Reactivated		Total
208			16		6		230
Terminations							
Bankruptcy	3	Default	19	RefVacated	0	Court Trial	0
					Dismiss	12	Other
						15	49
Total Pending at End of Period							181
CORRIGAN, BRIAN J							

CUYAHOGA COUNTY COURT OF COMMON PLEAS

DATE: 08/07/2014
TIME: 08:45 AM

Foreclosure Statistics by Judge
Reporting Period: July 2014

PAGE: 2
CMSR1062

Judge							
	Pending at Beg of Period		New Cases Filed	Cases Transferred In / Reactivated			Total
	187		16	5			208
Terminations							
	Bankruptcy	Default	RefVacated	Court Trial	Dismiss	Other	Total
	2	0	0	0	10	4	16
	Total Pending at End of Period						192
CORRIGAN, PETER J							
	Pending at Beg of Period		New Cases Filed	Cases Transferred In / Reactivated			Total
	135		15	4			154
Terminations							
	Bankruptcy	Default	RefVacated	Court Trial	Dismiss	Other	Total
	2	8	0	0	10	12	32
	Total Pending at End of Period						122
DONNELLY, MICHAEL P							
	Pending at Beg of Period		New Cases Filed	Cases Transferred In / Reactivated			Total
	218		14	1			233
Terminations							
	Bankruptcy	Default	RefVacated	Court Trial	Dismiss	Other	Total
	2	11	0	0	10	10	33
	Total Pending at End of Period						200
FRIEDLAND, CAROLYN B							
	Pending at Beg of Period		New Cases Filed	Cases Transferred In / Reactivated			Total
	147		20	10			177
Terminations							
	Bankruptcy	Default	RefVacated	Court Trial	Dismiss	Other	Total
	0	10	0	0	19	14	43
	Total Pending at End of Period						134
FRIEDMAN, STUART A							
	Pending at Beg of Period		New Cases Filed	Cases Transferred In / Reactivated			Total
	223		10	6			239
Terminations							
	Bankruptcy	Default	RefVacated	Court Trial	Dismiss	Other	Total
	5	14	0	0	5	9	33
	Total Pending at End of Period						206
FUERST, NANCY A							
	Pending at Beg of Period		New Cases Filed	Cases Transferred In / Reactivated			Total
	128		11	5			144
Terminations							
	Bankruptcy	Default	RefVacated	Court Trial	Dismiss	Other	Total
	1	5	0	0	3	6	15
	Total Pending at End of Period						129
GALL, STEVEN E							
	Pending at Beg of Period		New Cases Filed	Cases Transferred In / Reactivated			Total
	159		18	12			189
Terminations							
	Bankruptcy	Default	RefVacated	Court Trial	Dismiss	Other	Total
	0	11	0	0	17	16	44
	Total Pending at End of Period						145
GALLAGHER, HOLLIE L							

CUYAHOGA COUNTY COURT OF COMMON PLEAS

DATE: 08/07/2014
TIME: 08:45 AM

Foreclosure Statistics by Judge
Reporting Period: July 2014

PAGE: 3
CMSR1062

Judge							
	Pending at Beg of Period		New Cases Filed	Cases Transferred In / Reactivated			Total
	130		15	3			148
Terminations	Bankruptcy	Default	RefVacated	Court Trial	Dismiss	Other	Total
	2	10	0	0	6	14	32
Total Pending at End of Period							116
GAUL, DANIEL							
	Pending at Beg of Period		New Cases Filed	Cases Transferred In / Reactivated			Total
	245		15	6			266
Terminations	Bankruptcy	Default	RefVacated	Court Trial	Dismiss	Other	Total
	0	13	0	0	19	14	46
Total Pending at End of Period							220
JACKSON, MICHAEL E							
	Pending at Beg of Period		New Cases Filed	Cases Transferred In / Reactivated			Total
	176		17	8			201
Terminations	Bankruptcy	Default	RefVacated	Court Trial	Dismiss	Other	Total
	0	13	0	0	9	12	34
Total Pending at End of Period							167
MASON, LANCE T							
	Pending at Beg of Period		New Cases Filed	Cases Transferred In / Reactivated			Total
	211		16	4			231
Terminations	Bankruptcy	Default	RefVacated	Court Trial	Dismiss	Other	Total
	2	25	0	0	6	13	46
Total Pending at End of Period							185
MATIA, DAVID T							
	Pending at Beg of Period		New Cases Filed	Cases Transferred In / Reactivated			Total
	178		13	8			199
Terminations	Bankruptcy	Default	RefVacated	Court Trial	Dismiss	Other	Total
	1	11	0	0	5	17	34
Total Pending at End of Period							165
MCCLELLAND, ROBERT C							
	Pending at Beg of Period		New Cases Filed	Cases Transferred In / Reactivated			Total
	120		11	7			138
Terminations	Bankruptcy	Default	RefVacated	Court Trial	Dismiss	Other	Total
	0	8	0	0	10	5	23
Total Pending at End of Period							115
MCCORMICK, TIMOTHY							
	Pending at Beg of Period		New Cases Filed	Cases Transferred In / Reactivated			Total
	133		16	3			152
Terminations	Bankruptcy	Default	RefVacated	Court Trial	Dismiss	Other	Total
	1	7	0	0	8	21	37
Total Pending at End of Period							115
MCDONNELL, NANCY R							

CUYAHOGA COUNTY COURT OF COMMON PLEAS

DATE: 08/07/2014
TIME: 08:45 AM

Foreclosure Statistics by Judge
Reporting Period: July 2014

PAGE: 4
CMSR1062

Judge

Pending at Beg of Period			New Cases Filed		Cases Transferred In / Reactivated		Total
175			18		6		199
Terminations							
	Bankruptcy	Default	RefVacated	Court Trial	Dismiss	Other	Total
	1	12	0	0	10	12	35
Total Pending at End of Period							164

MCMONAGLE, RICHARD J

Pending at Beg of Period			New Cases Filed		Cases Transferred In / Reactivated		Total
140			12		3		155
Terminations							
	Bankruptcy	Default	RefVacated	Court Trial	Dismiss	Other	Total
	1	3	0	0	5	3	12
Total Pending at End of Period							143

O'DONNELL, JOHN P

Pending at Beg of Period			New Cases Filed		Cases Transferred In / Reactivated		Total
123			13		3		139
Terminations							
	Bankruptcy	Default	RefVacated	Court Trial	Dismiss	Other	Total
	1	5	0	0	1	10	17
Total Pending at End of Period							122

RUSSO, JOHN J

Pending at Beg of Period			New Cases Filed		Cases Transferred In / Reactivated		Total
78			9		7		94
Terminations							
	Bankruptcy	Default	RefVacated	Court Trial	Dismiss	Other	Total
	0	2	0	0	4	6	12
Total Pending at End of Period							82

RUSSO, JOSEPH D

Pending at Beg of Period			New Cases Filed		Cases Transferred In / Reactivated		Total
178			8		11		197
Terminations							
	Bankruptcy	Default	RefVacated	Court Trial	Dismiss	Other	Total
	2	16	0	0	8	11	37
Total Pending at End of Period							160

RUSSO, MICHAEL J

Pending at Beg of Period			New Cases Filed		Cases Transferred In / Reactivated		Total
197			22		7		226
Terminations							
	Bankruptcy	Default	RefVacated	Court Trial	Dismiss	Other	Total
	1	18	0	0	13	10	42
Total Pending at End of Period							184

RUSSO, NANCY MARGARET

Pending at Beg of Period			New Cases Filed		Cases Transferred In / Reactivated		Total
106			16		7		129
Terminations							
	Bankruptcy	Default	RefVacated	Court Trial	Dismiss	Other	Total
	1	12	0	0	5	6	24
Total Pending at End of Period							105

SAFFOLD, SHIRLEY STRICKLAND

CUYAHOGA COUNTY COURT OF COMMON PLEAS

DATE: 08/07/2014
TIME: 08:45 AM

Foreclosure Statistics by Judge
Reporting Period: July 2014

PAGE: 5
CMSR1062

Judge

Pending at Beg of Period		New Cases Filed		Cases Transferred In / Reactivated			Total
179		16		16			211
Terminations	Bankruptcy	Default	RefVacated	Court Trial	Dismiss	Other	Total
	2	22	0	0	9	10	43
Total Pending at End of Period							168
<hr/>							
SHEEHAN, BRENDAN J		New Cases Filed		Cases Transferred In / Reactivated			Total
Pending at Beg of Period		17		4			157
136							
Terminations	Bankruptcy	Default	RefVacated	Court Trial	Dismiss	Other	Total
	3	10	0	0	3	8	24
Total Pending at End of Period							133
<hr/>							
SUTULA, JOHN D		New Cases Filed		Cases Transferred In / Reactivated			Total
Pending at Beg of Period		15		6			230
209							
Terminations	Bankruptcy	Default	RefVacated	Court Trial	Dismiss	Other	Total
	2	14	0	0	12	16	44
Total Pending at End of Period							186
<hr/>							
SUTULA, KATHLEEN ANN		New Cases Filed		Cases Transferred In / Reactivated			Total
Pending at Beg of Period		25		12			186
149							
Terminations	Bankruptcy	Default	RefVacated	Court Trial	Dismiss	Other	Total
	0	11	0	0	14	15	40
Total Pending at End of Period							146
<hr/>							
SYNENBERG, JOAN		New Cases Filed		Cases Transferred In / Reactivated			Total
Pending at Beg of Period		16		16			201
169							
Terminations	Bankruptcy	Default	RefVacated	Court Trial	Dismiss	Other	Total
	2	13	0	0	5	9	29
Total Pending at End of Period							172
<hr/>							
VILLANUEVA, JOSE` A		New Cases Filed		Cases Transferred In / Reactivated			Total
Pending at Beg of Period		16		4			244
224							
Terminations	Bankruptcy	Default	RefVacated	Court Trial	Dismiss	Other	Total
	0	18	0	0	8	8	34
Total Pending at End of Period							210

Monthly Summary

MONTHLY SUMMARY

July 2014

NAME	PEND	ASSIGNED			TRIALS						DISP	PENDING				+	-
		CV	CR	TOT	JURY			COURT				CV	FR	CR	TOT		
					CV	CR	TOT	CV	CR	TOT		CV	FR	CR	TOT		
Dick Ambrose	560	60	44	104	0	2	2	0	0	0	141	241	132	150	523	+ 37	
Michael K. Astrab	492	57	26	83	0	1	1	0	0	0	96	186	161	132	479	+ 13	
Pamela A. Barker	552	62	41	103	0	0	0	0	2	2	120	206	184	145	535	+ 17	
Janet R. Burnside	521	57	35	92	0	4	4	1	1	2	121	197	180	115	492	+ 29	
Deena R. Calabrese	476	60	42	102	0	0	0	1	0	1	111	209	151	107	467	+ 9	
Maureen Clancy	466	58	39	97	0	1	1	0	0	0	101	189	177	96	462	+ 4	
Cassandra Collier-Willia	527	58	30	88	0	0	0	0	0	0	147	166	178	124	468	+ 59	
Brian J. Corrigan	584	54	37	91	1	0	1	0	0	0	75	285	190	125	600	- 16	
Peter J. Corrigan	461	57	39	96	0	1	1	1	0	1	112	210	119	116	445	+ 16	
Michael P. Donnelly	474	51	16	67	1	0	1	0	0	0	88	192	200	61	453	+ 21	
Carolyn B. Friedland	522	61	40	101	0	0	0	0	2	2	111	227	134	151	512	+ 10	
Stuart A. Friedman	538	56	37	93	0	0	0	0	0	0	92	202	205	132	539	- 1	
Nancy A. Fuerst	380	70	30	100	0	1	1	1	0	1	96	186	129	69	384	- 4	
Steven E. Gall	479	64	59	123	0	0	0	0	0	0	127	178	143	154	475	+ 4	
Hollie L. Gallagher	381	54	24	78	0	0	0	0	0	0	99	190	116	54	360	+ 21	
Daniel Gaul	663	54	49	103	0	3	3	0	1	1	130	269	219	148	636	+ 27	
Michael E Jackson	557	60	42	102	1	0	1	0	0	0	127	223	167	142	532	+ 25	
Lance T. Mason	468	54	40	94	0	1	1	0	0	0	112	168	185	97	450	+ 18	
David T. Matia	465	60	34	94	0	0	0	0	1	1	110	183	165	101	449	+ 16	
Robert C. McClelland	569	57	43	100	1	0	1	0	0	0	116	270	115	168	553	+ 16	
Timothy McCormick	454	50	42	92	0	2	2	0	0	0	120	230	114	82	426	+ 28	
Nancy R. McDonnell	465	60	31	91	0	0	0	0	0	0	100	203	162	91	456	+ 9	
Richard J. McMonagle	553	49	44	93	0	0	0	0	0	0	126	265	142	113	520	+ 33	
John P. O'Donnell	555	53	36	89	0	1	1	0	0	0	93	320	122	109	551	+ 4	
John J. Russo	184	33	14	47	0	0	0	0	0	0	38	95	82	16	193	- 9	
Joseph D. Russo	539	73	28	101	0	1	1	0	0	0	115	243	157	125	525	+ 14	
Michael J. Russo	445	60	29	89	0	0	0	0	0	0	96	176	184	78	438	+ 7	
Nancy Margaret Russo	288	56	30	86	0	0	0	0	1	1	97	112	105	60	277	+ 11	
Shirley Strickland Saffold	534	64	37	101	0	0	0	0	0	0	123	217	168	127	512	+ 22	
Brendan J. Sheehan	383	53	36	89	0	1	1	0	0	0	101	148	133	90	371	+ 12	
John D. Sutula	581	55	44	99	1	0	1	0	0	0	102	248	185	145	578	+ 3	
Kathleen Ann Sutula	436	66	38	104	0	0	0	0	0	0	112	164	146	118	428	+ 8	
Joan Synenberg	418	64	33	97	0	0	0	0	0	0	79	196	165	75	436	- 18	
José A. Villanueva	619	54	31	85	1	0	1	0	4	4	130	254	210	110	574	+ 45	
TOTALS	16589	1954	1220	3174	6	19	25	4	12	16	3664	7048	5325	3726	16099	+ 490	

Year to Date Summary

SUMMARY FOR THE COURT

January - July 2014

NAME	PEND	ASSIGNED			TRIALS						DISP	PENDING				+	-
		CV	CR	TOT	JURY			COURT				CV	FR	CR	TOT		
Dick Ambrose	529	418	286	704	0	7	7	3	4	7	710	241	132	150	523	+ 6	
Michael K. Astrab	510	420	208	628	0	3	3	0	1	1	659	186	161	132	479	+ 31	
Pamela A. Barker	535	418	244	662	1	0	1	0	3	3	662	206	184	145	535	0	
Janet R. Burnside	538	419	245	664	0	12	12	3	3	6	710	197	180	115	492	+ 46	
Deena R. Calabrese	503	448	209	657	0	2	2	1	0	1	693	209	151	107	467	+ 36	
Maureen Clancy	447	422	227	649	0	7	7	0	1	1	634	189	177	96	462	- 15	
Cassandra Collier-Willia	489	413	245	658	0	3	3	0	2	2	679	166	178	124	468	+ 21	
Brian J. Corrigan	577	414	224	638	2	2	4	0	3	3	615	285	190	125	600	- 23	
Peter J. Corrigan	553	407	212	619	2	2	4	4	0	4	727	210	119	116	445	+ 108	
Michael P. Donnelly	523	403	169	572	4	4	8	0	3	3	642	192	200	61	453	+ 70	
Carolyn B. Friedland	562	431	241	672	1	0	1	0	4	4	722	227	134	151	512	+ 50	
Stuart A. Friedman	565	431	238	669	1	1	2	0	0	0	695	202	205	132	539	+ 26	
Nancy A. Fuerst	241	395	186	581	0	3	3	1	0	1	438	186	129	69	384	- 143	
Steven E. Gall	465	429	272	701	3	8	11	0	1	1	691	178	143	154	475	- 10	
Hollie L. Gallagher	428	397	170	567	2	3	5	0	2	2	635	190	116	54	360	+ 68	
Daniel Gaul	621	423	279	702	0	5	5	0	1	1	687	269	219	148	636	- 15	
Michael E Jackson	550	432	263	695	3	2	5	0	2	2	713	223	167	142	532	+ 18	
Lance T. Mason	534	413	226	639	1	2	3	0	2	2	723	168	185	97	450	+ 84	
David T. Matia	507	431	271	702	2	2	4	0	2	2	760	183	165	101	449	+ 58	
Robert C. McClelland	568	408	313	721	2	3	5	1	1	2	736	270	115	168	553	+ 15	
Timothy McCormick	484	389	237	626	2	12	14	0	5	5	684	230	114	82	426	+ 58	
Nancy R. McDonnell	443	426	220	646	0	1	1	0	3	3	633	203	162	91	456	- 13	
Richard J. McMonagle	542	357	219	576	0	1	1	1	3	4	598	265	142	113	520	+ 22	
John P. O'Donnell	466	381	210	591	1	5	6	4	1	5	506	320	122	109	551	- 85	
John J. Russo	441	174	48	222	1	3	4	0	1	1	470	95	82	16	193	+ 248	
Joseph D. Russo	533	426	219	645	0	2	2	0	1	1	653	243	157	125	525	+ 8	
Michael J. Russo	476	417	215	632	2	5	7	1	0	1	670	176	184	78	438	+ 38	
Nancy Margaret Russo	325	423	210	633	0	2	2	0	5	5	681	112	105	60	277	+ 48	
Shirley Strickland Saffold	537	438	262	700	1	1	2	0	0	0	725	217	168	127	512	+ 25	
Brendan J. Sheehan	360	414	227	641	1	8	9	0	3	3	630	148	133	90	371	- 11	
John D. Sutula	572	420	246	666	3	1	4	1	1	2	660	248	185	145	578	- 6	
Kathleen Ann Sutula	437	446	236	682	1	10	11	0	1	1	691	164	146	118	428	+ 9	
Joan Synenberg	443	429	203	632	2	2	4	0	1	1	639	196	165	75	436	+ 7	
José A. Villanueva	617	409	204	613	3	4	7	3	5	8	656	254	210	110	574	+ 43	
TOTALS	16921	13921	7684	21605	41	128	169	23	65	88	22427	7048	5325	3726	16099	+ 822	

Corrections/Adjustments