



***Statistics Report  
May 2014***

***John J. Russo  
Administrative and Presiding Judge***

**TABLE OF CONTENTS**

**Criminal Statistics**

Newly Filed, Re-Activated and Transferred in Cases \_\_\_\_\_ 4

Yearly Criminal Terminations \_\_\_\_\_ 5

Pending Criminal Cases End of Period \_\_\_\_\_ 6

Clearance Rate \_\_\_\_\_ 7

Arrest to Disposition Timeline \_\_\_\_\_ 8

Average Arrest to Disposition Timeline (Jail Cases) \_\_\_\_\_ 9

Average Arrest to Disposition Timeline (Non-Jail Cases) \_\_\_\_\_ 10

Average Arrest to Disposition Timeline (Jail and Non-Jail Cases) \_\_\_\_\_ 11

Yearly Average Arrest to Disposition Timeline \_\_\_\_\_ 12

Indictments and Informations Filed With the Clerk of Courts \_\_\_\_\_ 13

Bail Case Arraignment Activity \_\_\_\_\_ 14

Overall Arraignment Statistics \_\_\_\_\_ 15

**Foreclosure Statistics**

Total Pending Judicial Foreclosure Cases Referred to Magistrates (A) \_\_\_\_\_ 17

Total Pending Judicial Foreclosure Cases Referred to Magistrates (B) \_\_\_\_\_ 18

Total Pending Judicial Foreclosure Cases Referred to Magistrates (C) \_\_\_\_\_ 19

Total Pending Tax Lien & Certificate Cases Referred to Magistrates (A) \_\_\_\_\_ 20

Total Pending Tax Lien & Certificate Cases Referred to Magistrates (B) \_\_\_\_\_ 21

Total Pending Tax Lien & Certificate Cases Referred to Magistrates (C) \_\_\_\_\_ 22

Percentage of Pending Judicial Foreclosure Cases By Filing Year \_\_\_\_\_ 23

Judicial Foreclosure Clearance Rate Year 2011 \_\_\_\_\_ 26

Judicial Foreclosure Clearance Rate Year 2012 \_\_\_\_\_ 24

Judicial Foreclosure Clearance Rate Year 2014 \_\_\_\_\_ 25

Avg. Number of Days to Disp. (Excl. Bank. Stays & Tax Lien & Tax Cert.) \_\_\_\_\_ 27

Avg. Number of Days to Disp. (Excl. Bank. Stays & Incl. Tax Lien & Tax Cert.) \_\_\_\_\_ 28

Total New Judicial Foreclosure Filings \_\_\_\_\_ 29

New Marsh of Lien/Quiet Title/Partition Case Filings for Years 2005 – 2014 YTD \_\_\_\_\_ 30

New Marsh of Lien/Quiet Title/Partition Case Filings by month for 2014 YTD \_\_\_\_\_ 30

New Tax Lien & Certificate Filings for Years 2005 – 2014 YTD \_\_\_\_\_ 31

New Tax Lien & Certificate Filings by Month for Year 2014 YTD \_\_\_\_\_ 31

Total New Judicial Foreclosure Filings Years 2005 – 2014 YTD \_\_\_\_\_ 32

Total New Judicial Foreclosure Filings by Month for Year 2014 YTD \_\_\_\_\_ 32

Magistrate’s Monthly Reports \_\_\_\_\_ 33

Report CMSR1062 - Judicial Foreclosure Statistics by Judge \_\_\_\_\_ 41

Monthly Summary \_\_\_\_\_ 48

Year to Date Summary \_\_\_\_\_ 50

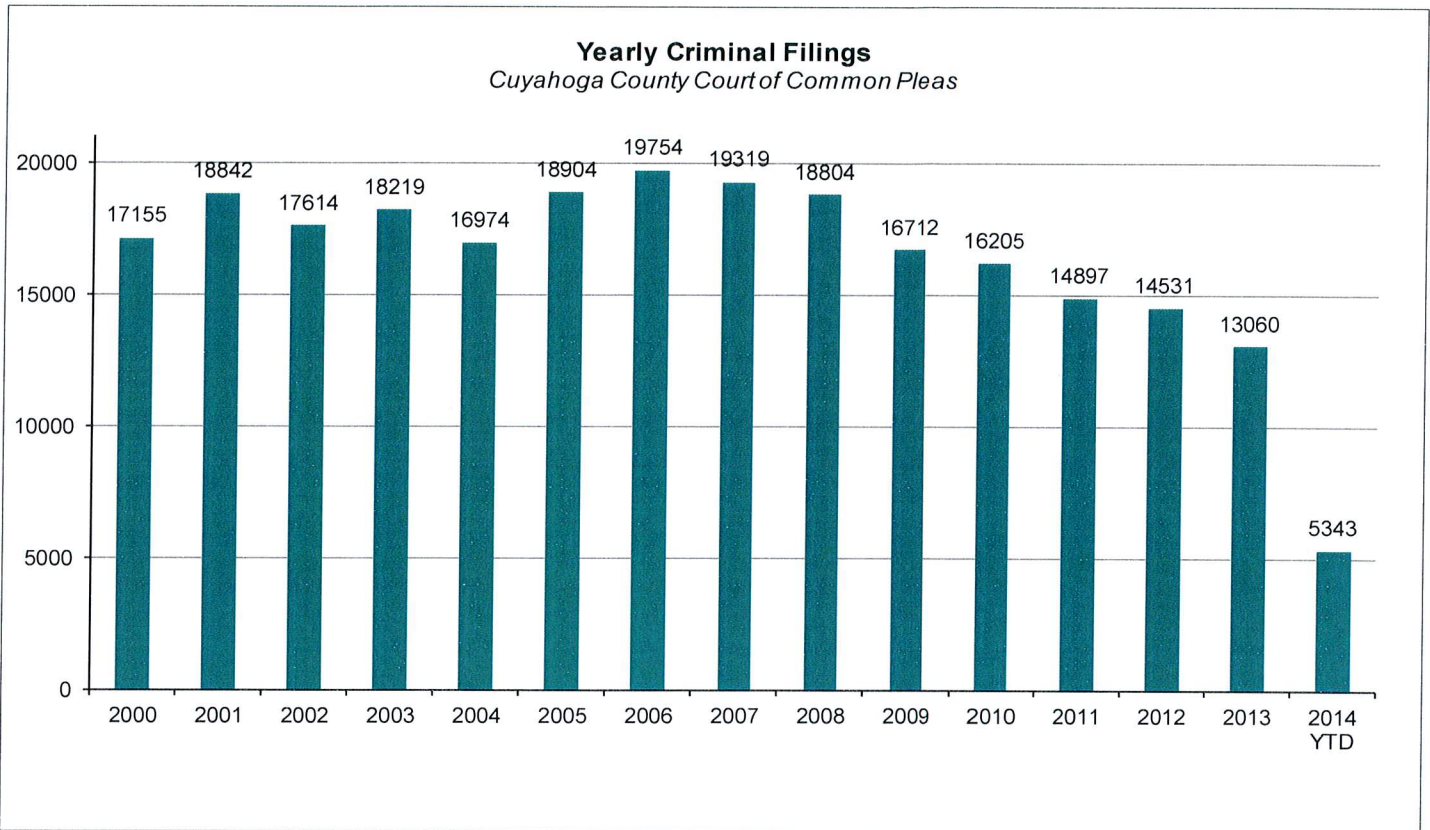
Corrections/Adjustments \_\_\_\_\_ 52

# *Criminal Case Statistics*

# CUYAHOGA COUNTY COMMON PLEAS COURT

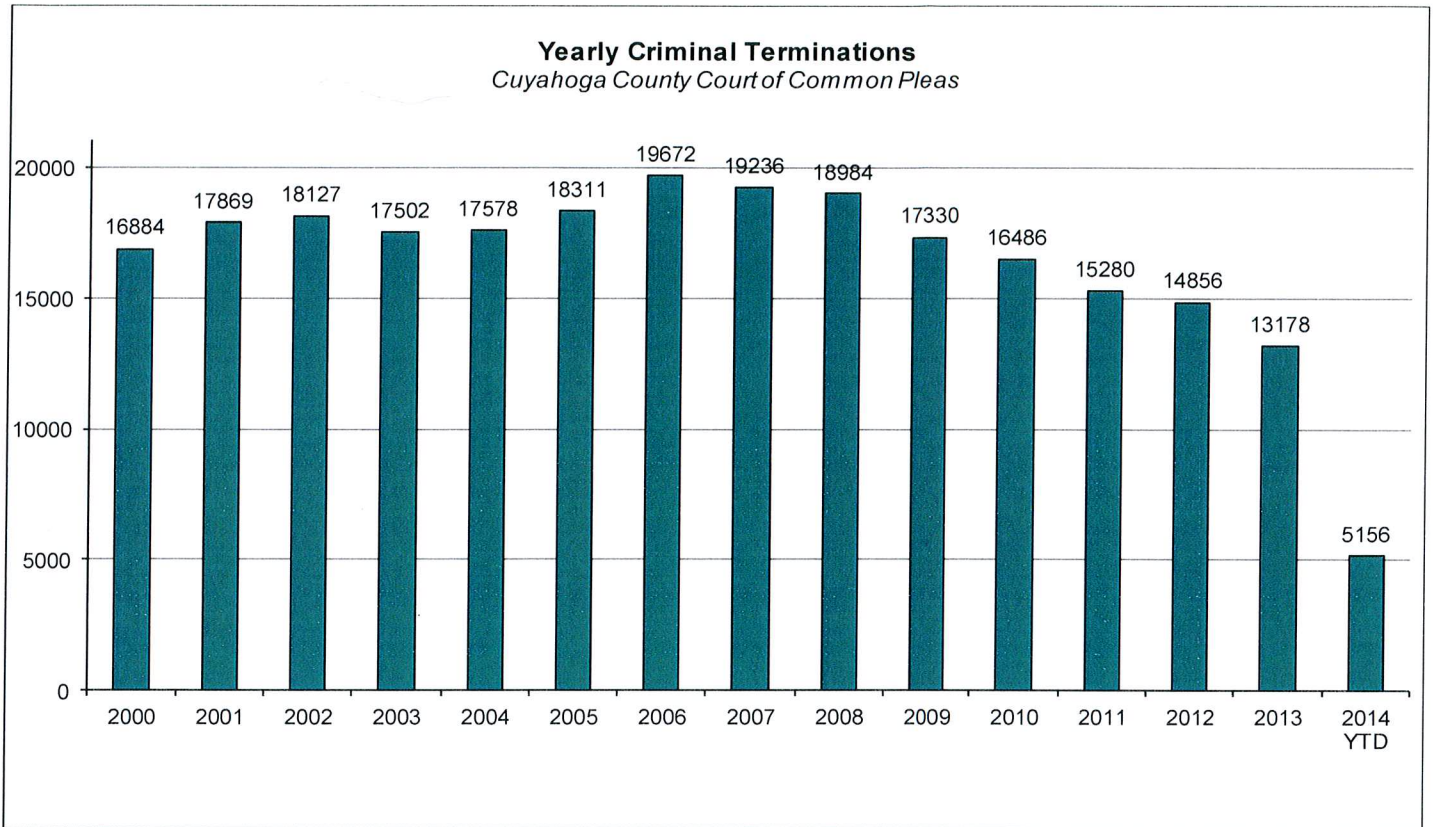
## ***Newly Filed, Re-Activated and Transferred in Cases***

The following chart is a representation of all filed cases in Cuyahoga County Court of Common Pleas from 2000 – May 2014. Newly filed cases are defined as having been arraigned and assigned to a Judge. Re-activated cases are defined as cases where a defendant was unavailable for trial and has now become ready to proceed. Transferred cases are defined as cases moved from one judge's docket to another. This could be due to re-assignment to a Mental Health Judge or after additional information indicates that by Court rule, the case should have been assigned to another Judge.



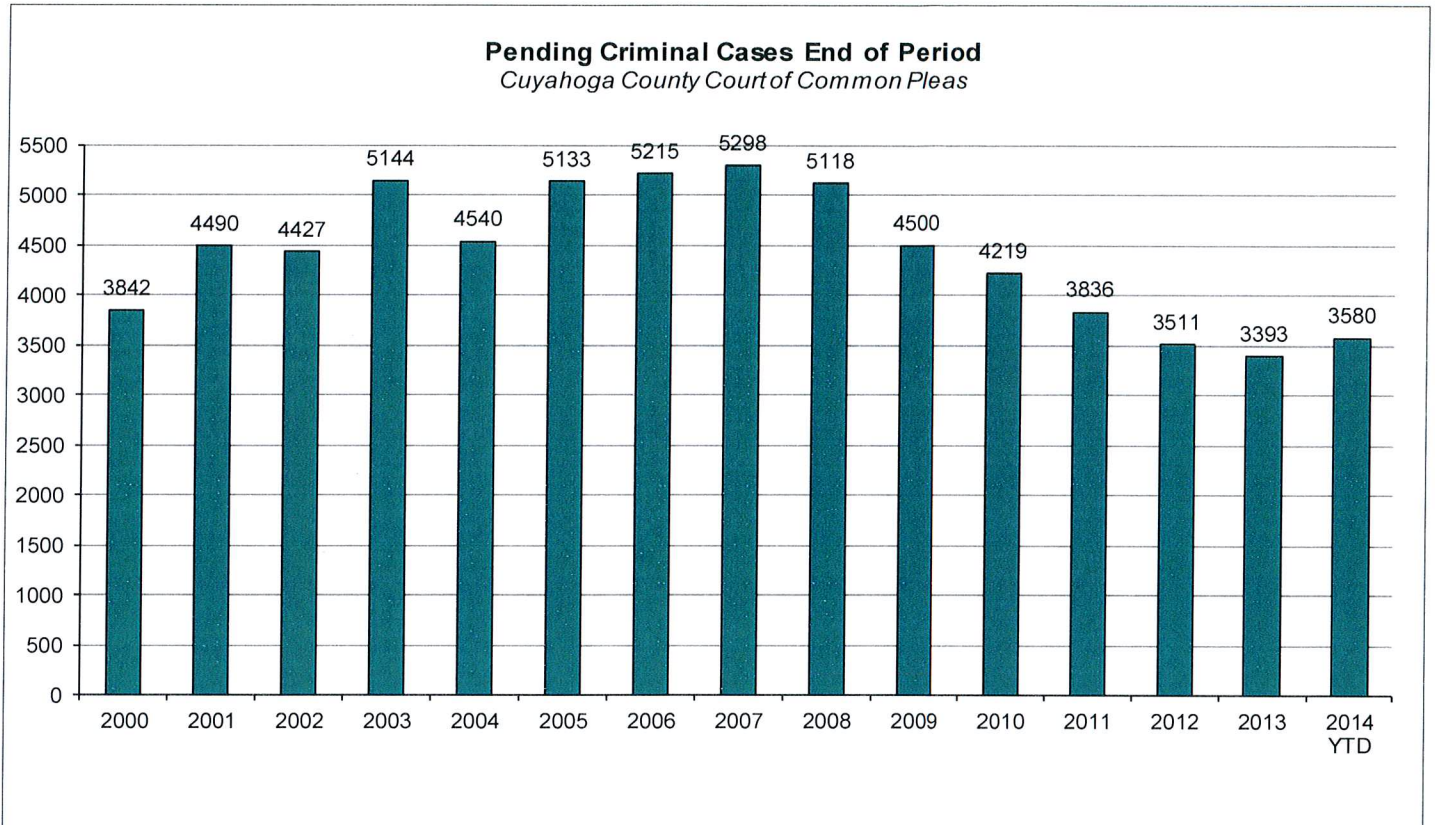
## Yearly Criminal Terminations

The following chart represents cases that have been terminated by the court from 2000 – May 2014. These cases have been terminated either by trial; plea, dismissal or a defendant is unavailable for trial or sentencing.



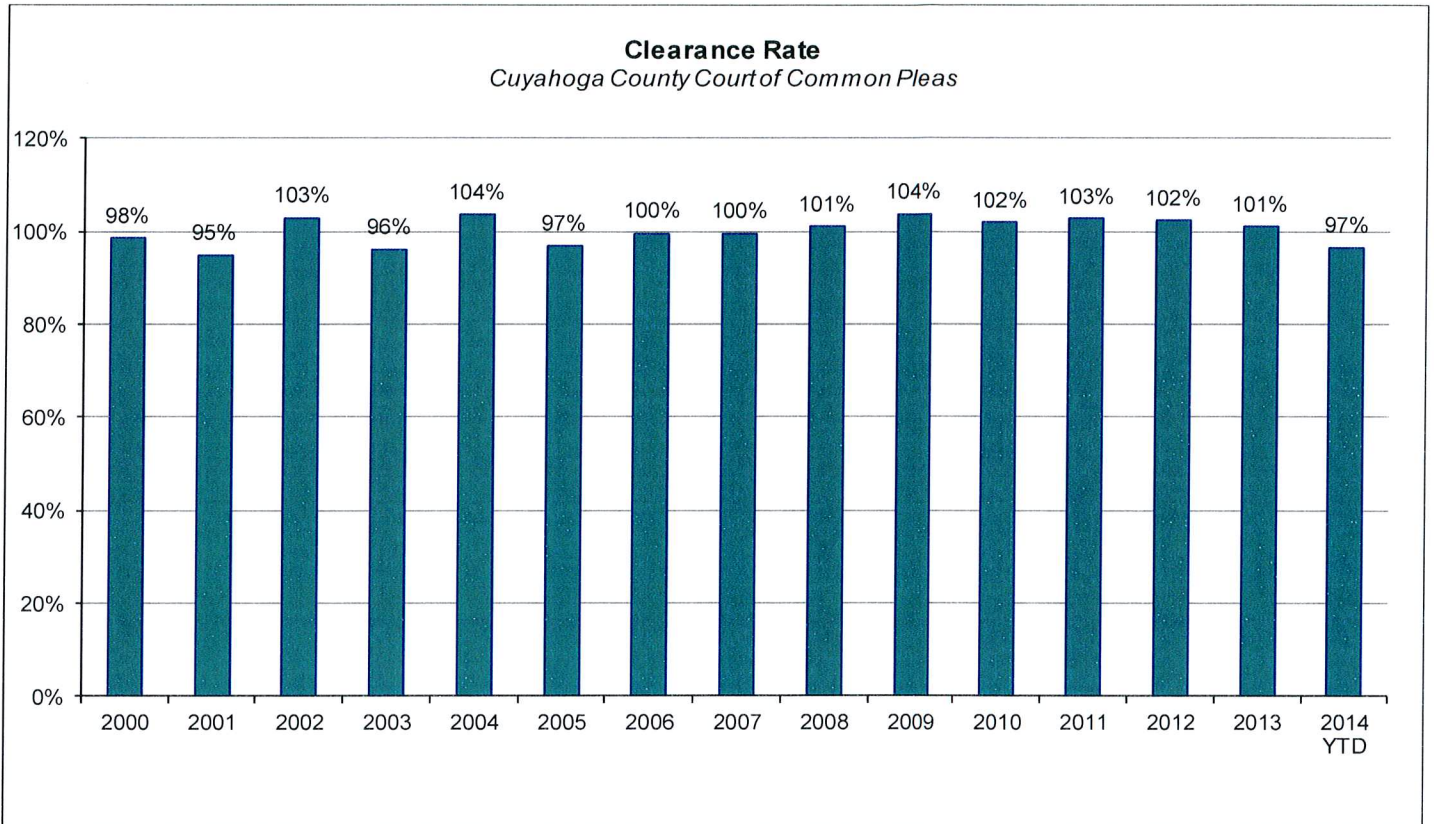
## Pending Criminal Cases End of Period

The following chart represents the total number of cases pending at the end of the reporting period from 2000 – May 2014. Pending criminal cases at the end of the period is determined by adding the total number of pending cases at the beginning of the reporting period, and all newly filed, re-activated and transferred in cases. The total number of cases terminated in the period is subtracted from the sum total pending at the beginning of the period to give the value pending at the end of the period.



## Clearance Rate

The Clearance Rate is the total number of outgoing cases as a percentage of the number of incoming cases. Clearance rate measures whether the court is keeping up with its incoming caseload. If cases are not disposed in a timely manner, a backlog of cases awaiting disposition will grow. A Clearance Rate of 100% indicates that at least as many cases have been filed, reopened, or reactivated in a period have been disposed.



## ***Arrest to Disposition Timeline***

Arrest to disposition timeline is a method to measure how felony cases flow through the Cuyahoga County Criminal Justice System. By capturing how long a case takes to move from stage to stage, we can examine where problems may exist and where potential improvements in case processing can be made.

The source data was extracted from the Cuyahoga County Court of Common Pleas Case Management System. The overall population of sample data was based on cases terminated in a given month excluding cases that have gone through diversion programs. A case is defined as a defendant and all charges involved in a single incident. The period for the extracted data is from May 2014.

The stages examined were:

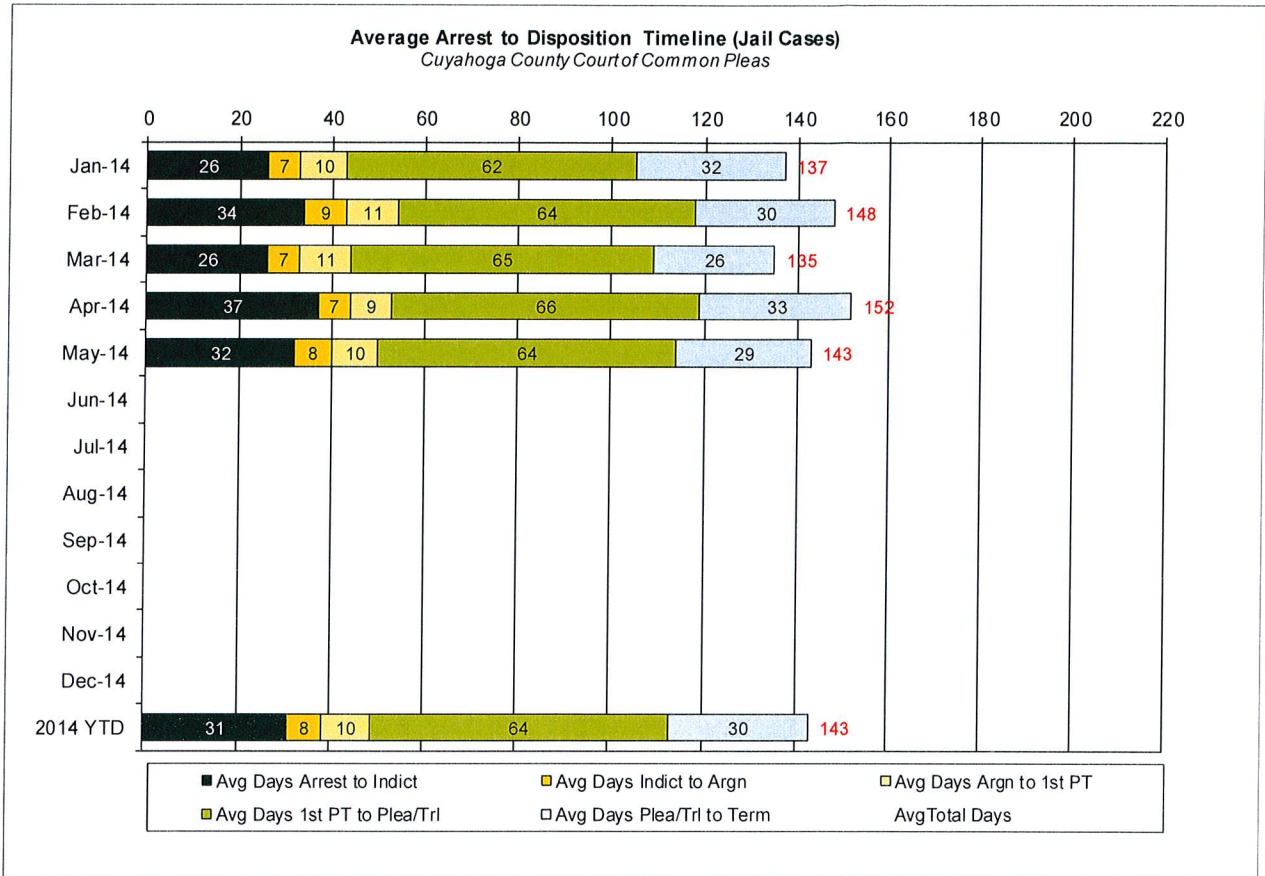
- Arrest to Indictment
- Indictment to Arraignment
- Arraignment to 1<sup>st</sup> Pre-Trial
- 1<sup>st</sup> Pre-Trial to Plea/Trial
- Plea/Trial to Termination

Due to the fact that each case may or may not have all of the stage date elements, a method to arrive at stage averages was applied. For a case to be included in the average for a stage there would need to be both dates for the given stage. A case would be included in the Arrest to Indictment stage if both arrest date and indictment date were available. This method was applied to each of the five stages. Next we calculated the total number of cases that met the date criteria for each of the ranges and also the total number of days between each date. To arrive at an average, the total number of days for each case in each range was calculated and divided by the total number of cases that met the date criteria. If a case had a time period or periods where the defendant was capiased or referred to the Psych Clinic, that amount of time was subtracted from the appropriate range. For re-indicted cases, the original arrest date is used.

The following three charts are for Jail, Non-Jail and combined Jail and Non-Jail cases. Jail and Non-Jail cases are defined by the posting of bond prior to plea or trial.

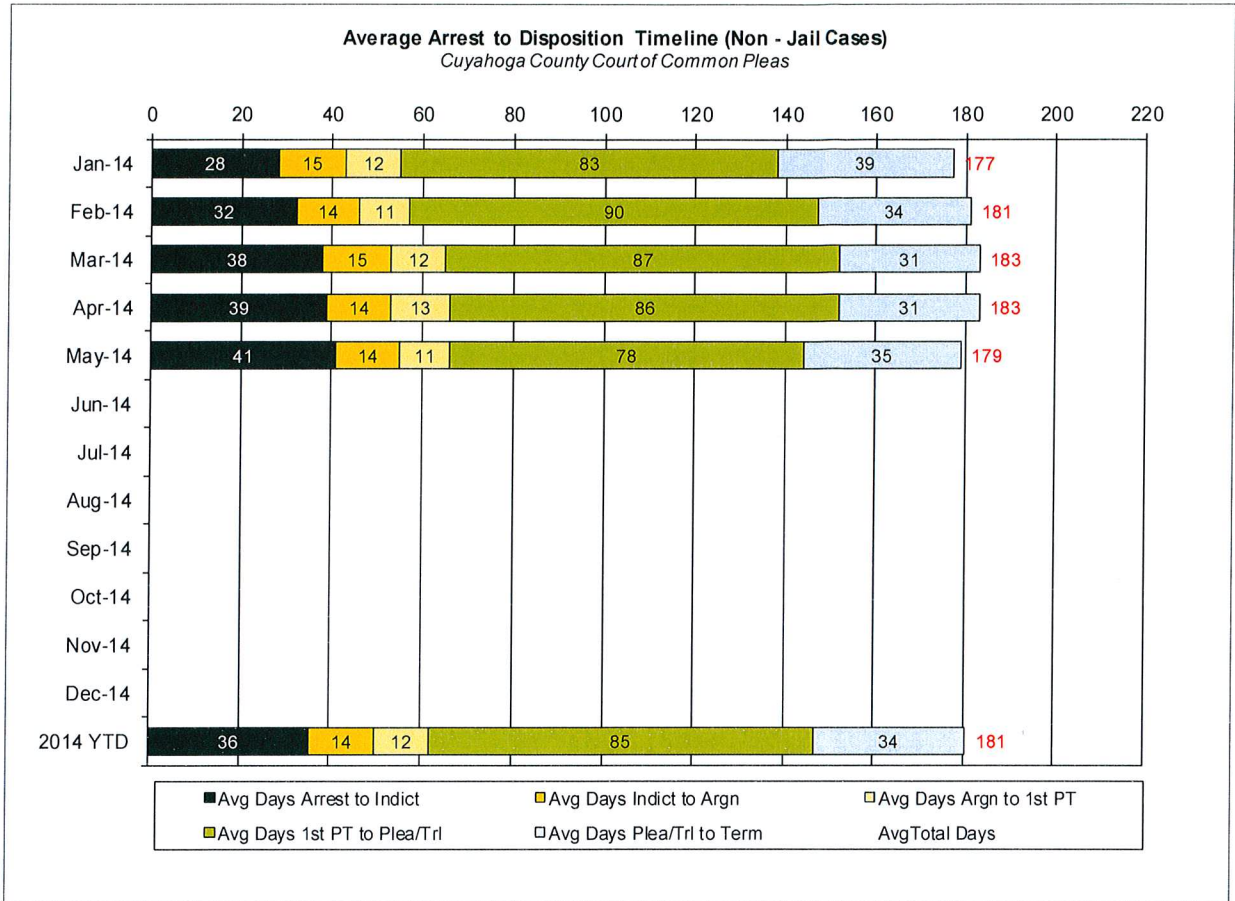


## Average Arrest to Disposition Timeline (Jail Cases)



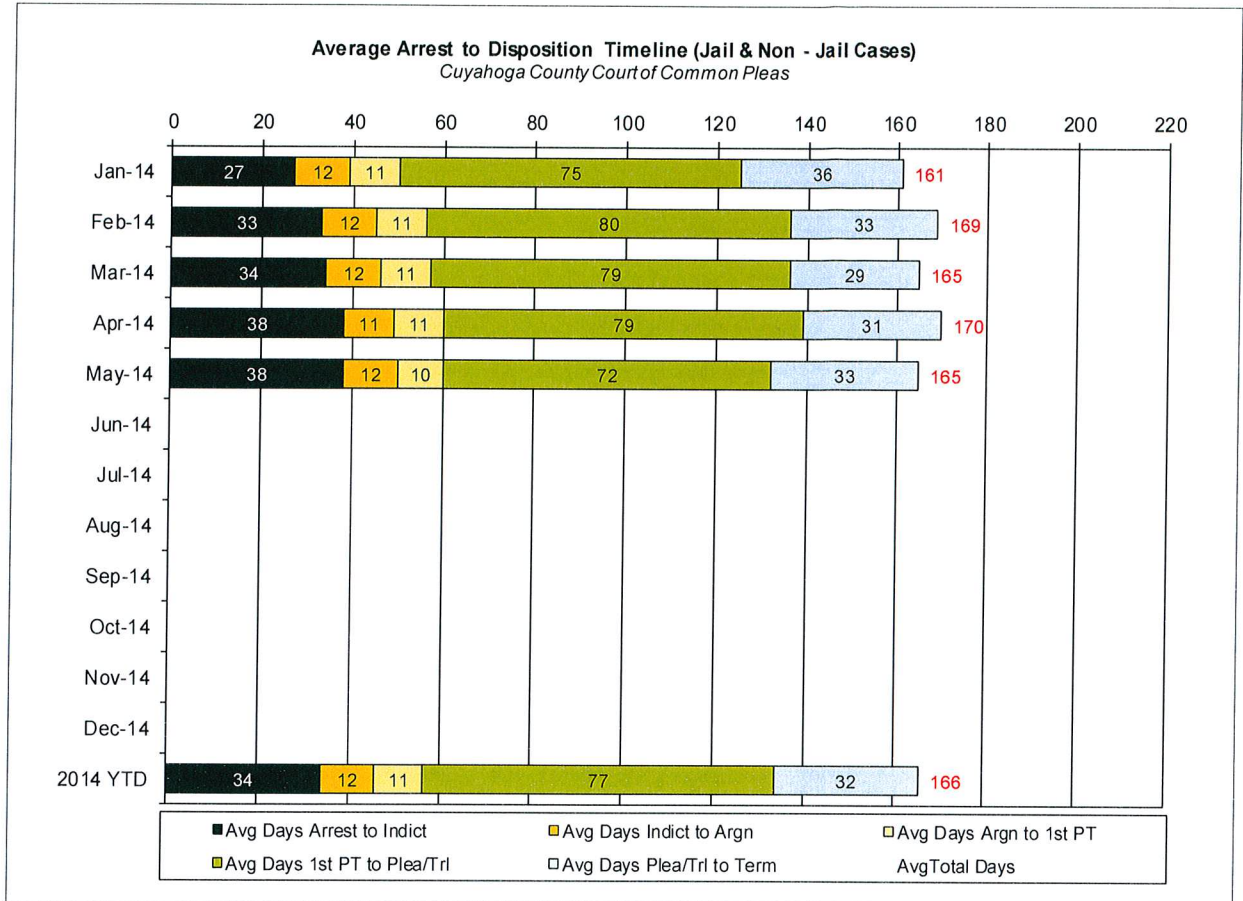
# CUYAHOGA COUNTY COMMON PLEAS COURT

## Average Arrest to Disposition Timeline (Non-Jail Cases)

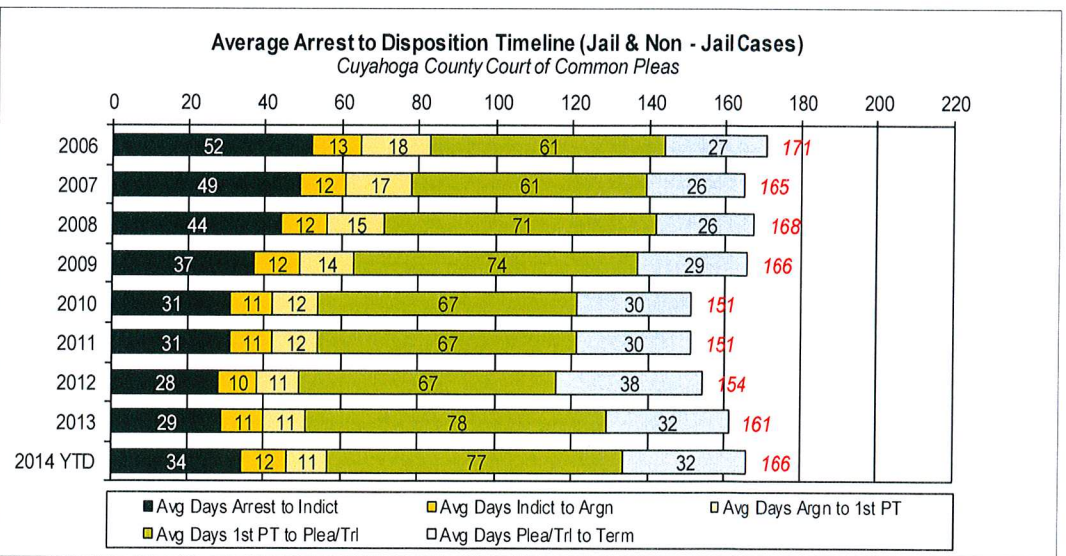
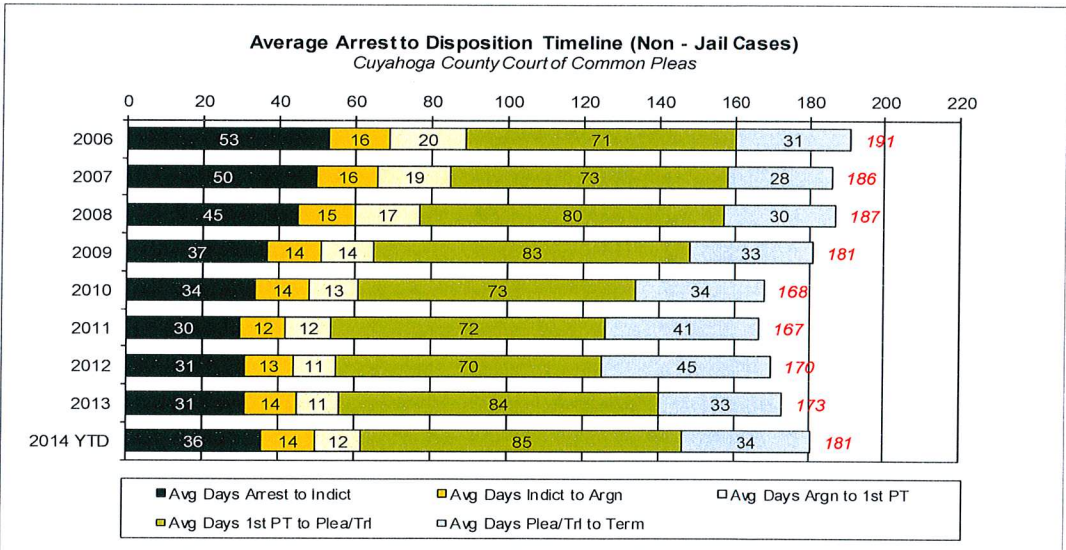
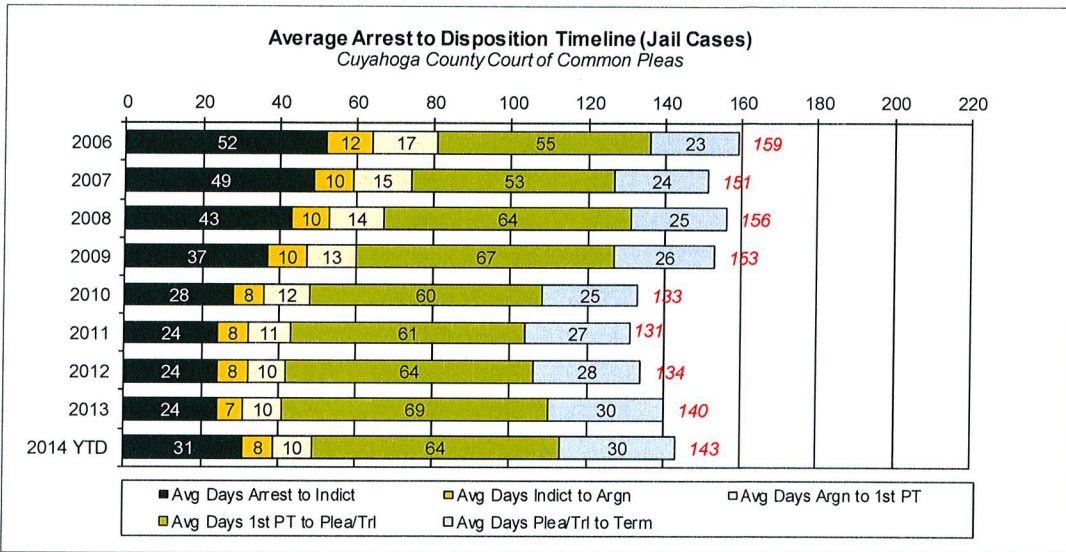


# CUYAHOGA COUNTY COMMON PLEAS COURT

## **Average Arrest to Disposition Timeline (Jail and Non-Jail Cases)**



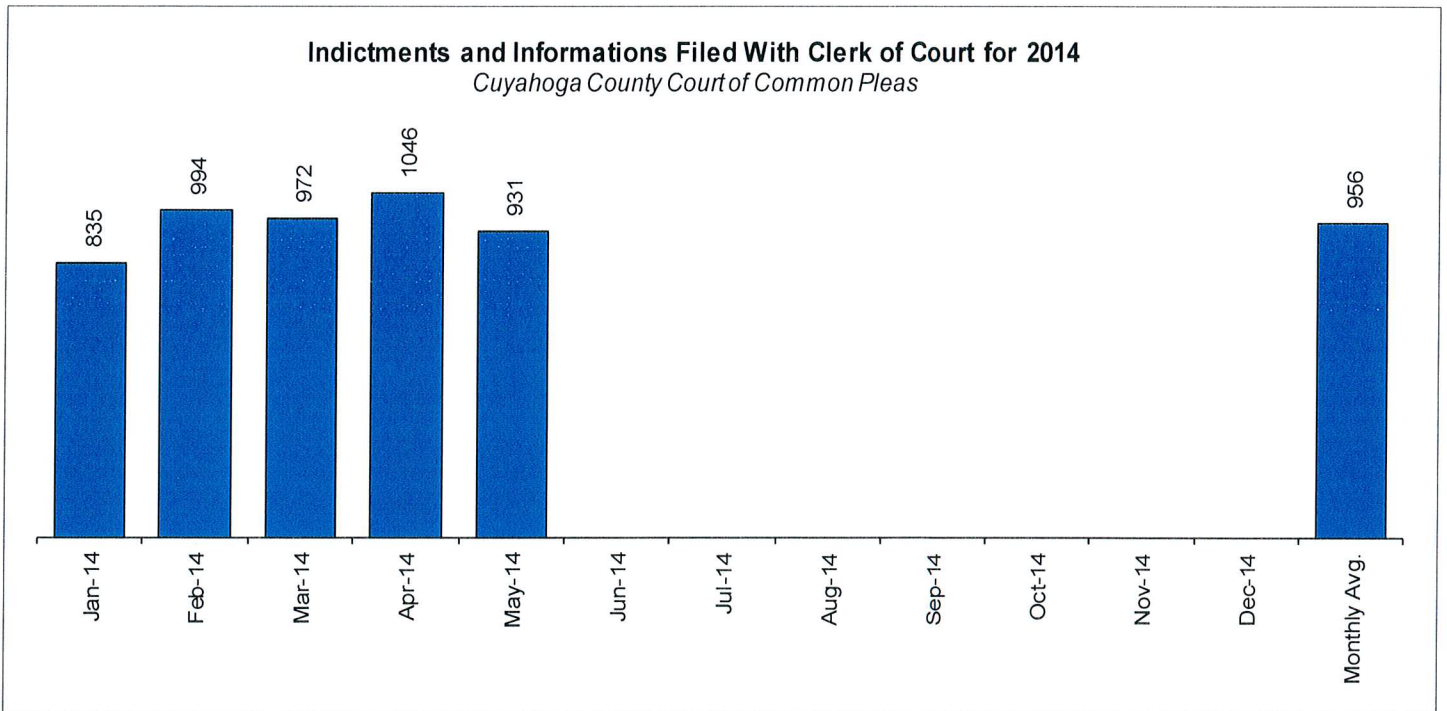
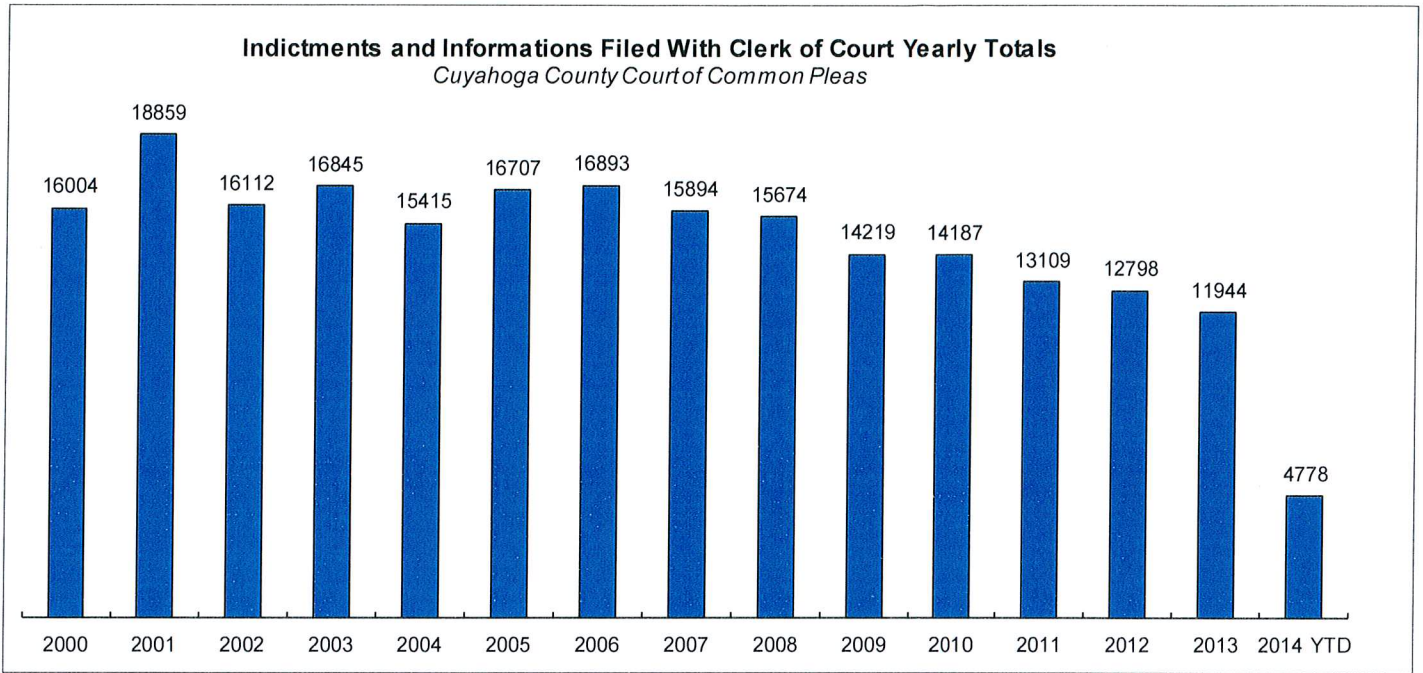
## Yearly Average Arrest to Disposition Timeline



# CUYAHOGA COUNTY COMMON PLEAS COURT

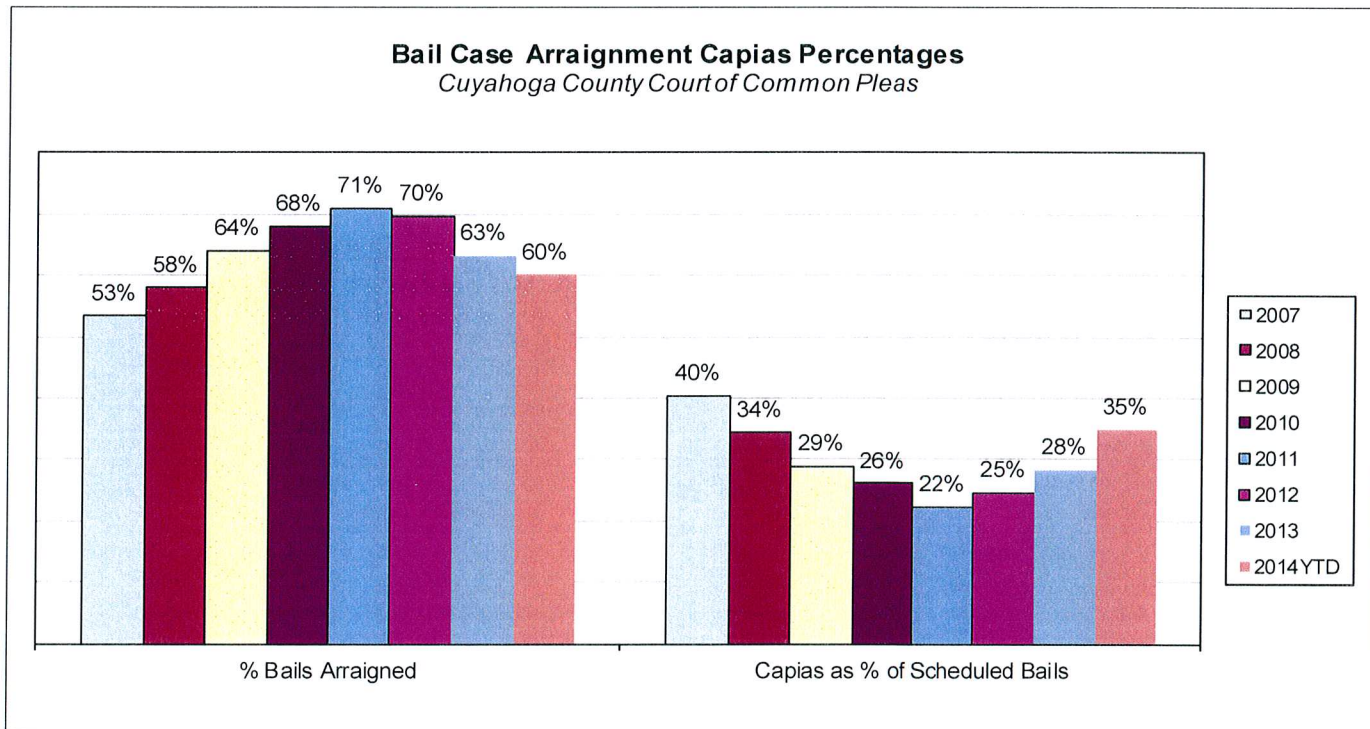
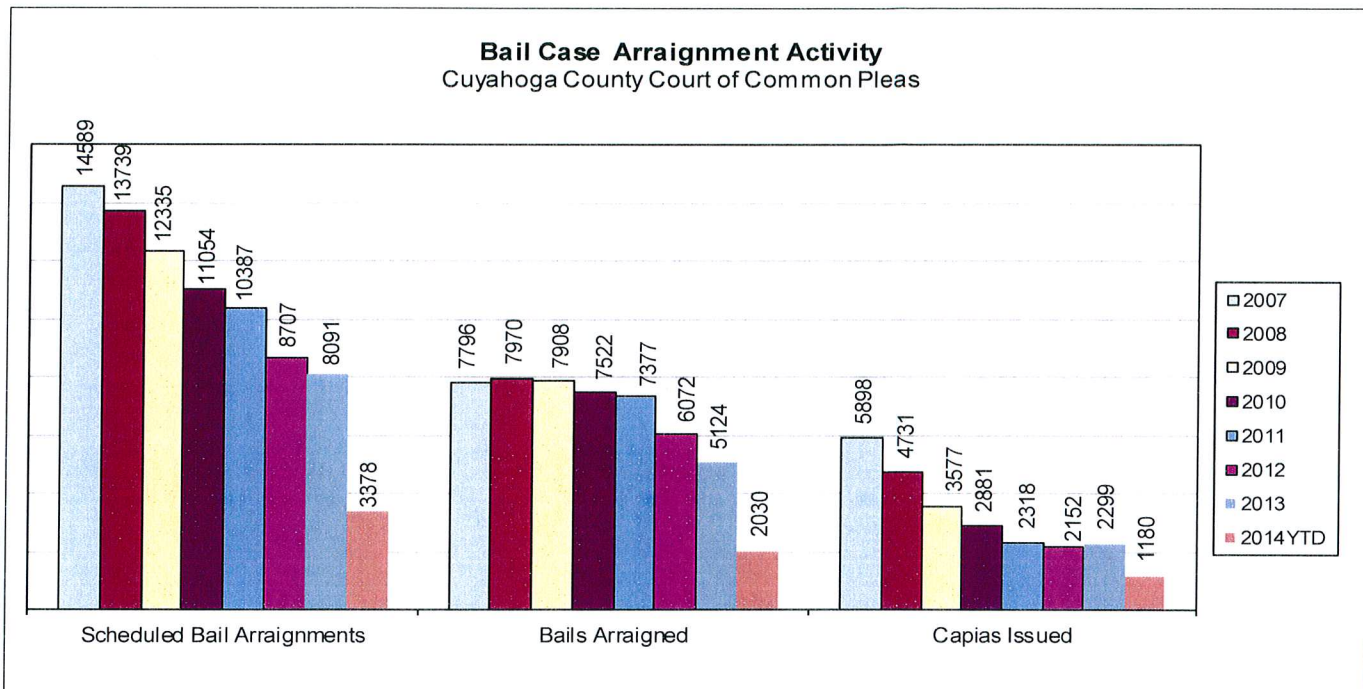
## Indictments and Informations Filed With the Clerk of Courts

The following charts are reflective of Indictments and Informations filed with the Criminal Clerk of Courts from 2000. The source for this information was the Criminal Clerk's Office.



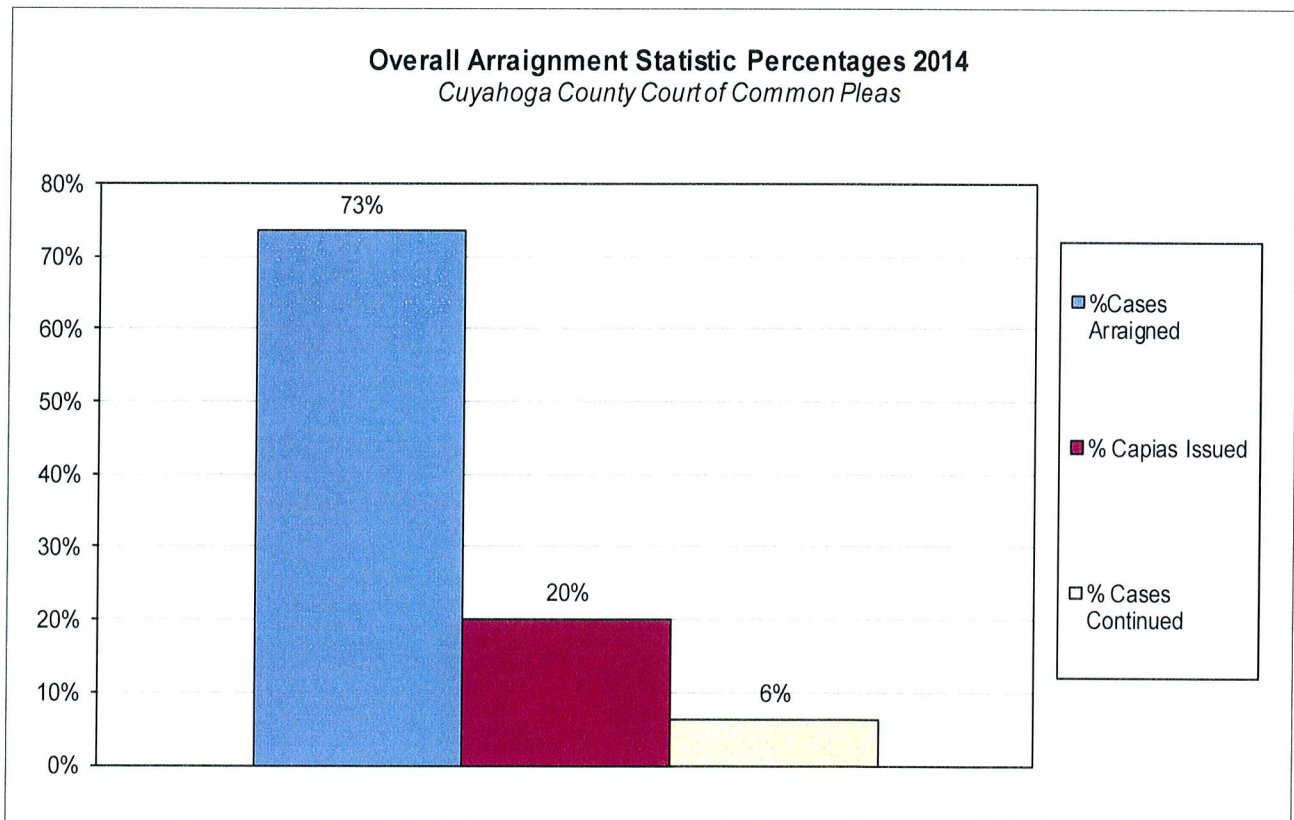
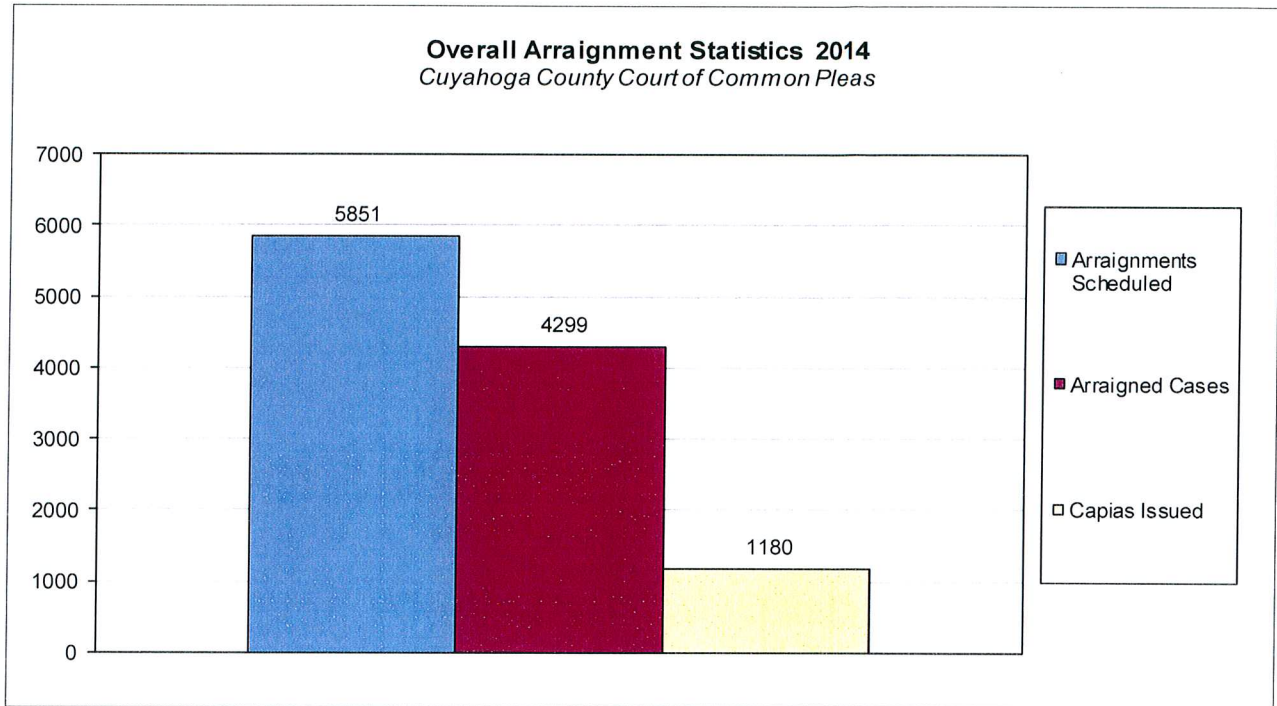
## Bail Case Arraignment Activity

The following charts are reflective of arraignment activity where the defendant was not incarcerated at the time of arraignment. The source for this information was the Criminal Records Department.



## Overall Arraignment Statistics

The arraignment statistics were provided by the Criminal Records Department. They are provided to give a representation of arraignment activity in the Court in 2014. These statistics include jail and non – jail arraignments.



# Judicial Foreclosure Statistics<sup>1</sup>

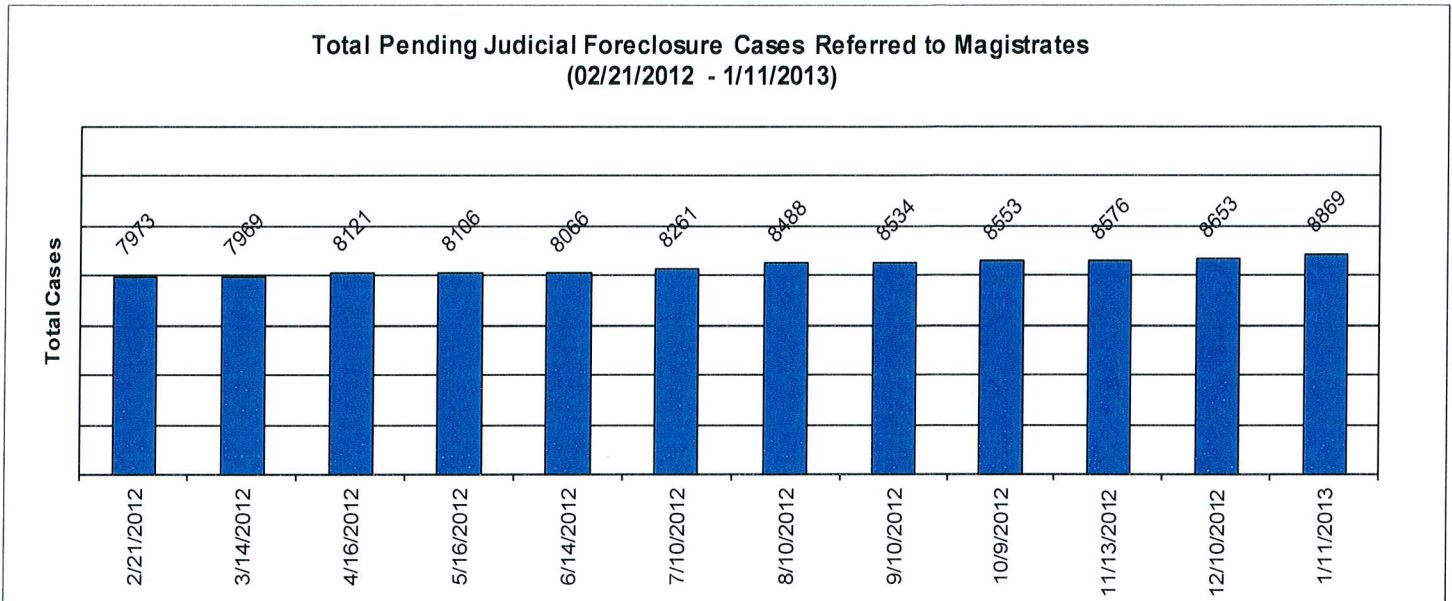
<sup>1</sup> For clarification purposes, Foreclosure cases in this report are identified as Judicial Foreclosure filings (filing codes 1460 (Foreclosure Marsh. Of Lien), 1465(Tax Lien), 1466 (Tax Certificate), 1470 (Quiet Title), and 1480 (Partition)). These cases are different from Board of Revision Foreclosures, which are not reported here.



# CUYAHOGA COUNTY COMMON PLEAS COURT

## **Total Pending Judicial Foreclosure Cases Referred to Magistrates (A)**

The following chart is a display of the total number of pending Judicial Foreclosure cases referred to the Magistrates on specific dates. The table below shows the number of these cases pending from each year since 1990.

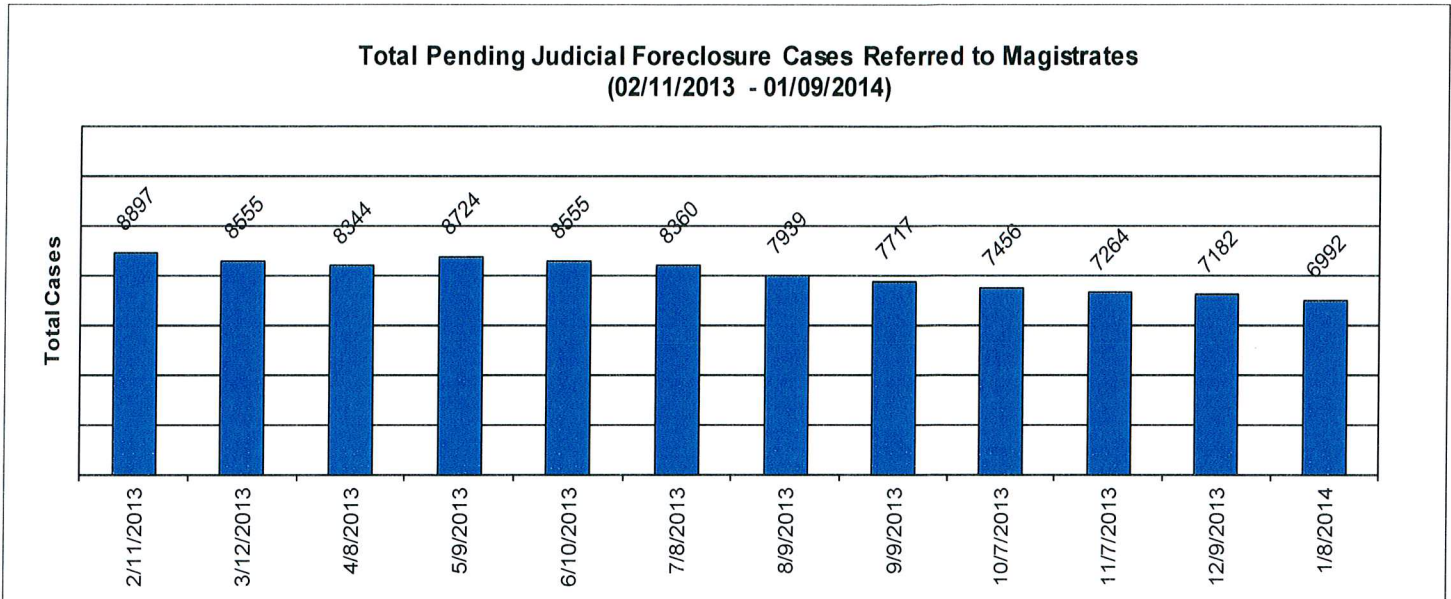


	As of:	2/21/2012	3/14/2012	4/16/2012	5/16/2012	6/14/2012	7/10/2012	8/10/2012	9/10/2012	10/9/2012	11/13/2012	12/10/2012	1/11/2013
<b>Year</b>													
1990		0	0	0	0	0	0	0	0	0	0	0	0
1991		0	0	0	0	0	0	0	0	0	0	0	0
1992		0	0	0	0	0	0	0	0	0	0	0	0
1993		0	0	0	0	0	0	0	0	0	0	0	0
1994		0	0	0	0	0	0	0	0	0	0	0	0
1995		0	0	0	0	0	0	0	0	0	0	0	0
1996		0	0	0	0	0	0	0	0	0	0	0	0
1997		0	0	0	0	0	0	0	0	0	0	0	0
1998		0	0	0	0	0	0	0	0	0	0	0	0
1999		0	0	0	0	0	0	0	0	0	0	0	0
2000		0	0	0	0	0	0	0	0	0	0	0	0
2001		0	0	0	0	0	0	0	0	0	1	1	0
2002		10	10	10	11	10	10	10	10	10	10	10	10
2003		2	2	2	2	2	2	2	2	2	2	2	2
2004		3	3	2	2	2	2	2	1	2	1	1	1
2005		0	0	0	0	1	2	2	2	2	2	2	2
2006		8	8	8	8	8	7	5	5	5	5	5	5
2007		16	17	18	34	32	36	34	31	31	29	29	27
2008		28	30	26	24	23	23	20	18	15	13	14	12
2009		165	155	154	140	129	126	120	122	114	105	101	94
2010		742	661	572	491	445	415	392	343	293	261	240	221
2011		5528	4981	4267	3615	3096	2728	2283	1916	1619	1384	1204	1041
2012		1471	2102	3062	3779	4318	4910	5618	6084	6460	6763	7044	7175
2013													279
<b>Total</b>		<b>7973</b>	<b>7969</b>	<b>8121</b>	<b>8106</b>	<b>8066</b>	<b>8261</b>	<b>8488</b>	<b>8534</b>	<b>8553</b>	<b>8576</b>	<b>8653</b>	<b>8869</b>

# CUYAHOGA COUNTY COMMON PLEAS COURT

## Total Pending Judicial Foreclosure Cases Referred to Magistrates (B)

The following chart is a display of the total number of pending Judicial Foreclosure cases referred to the Magistrates on specific dates. The table below shows the number of these cases pending from each year since 1990.

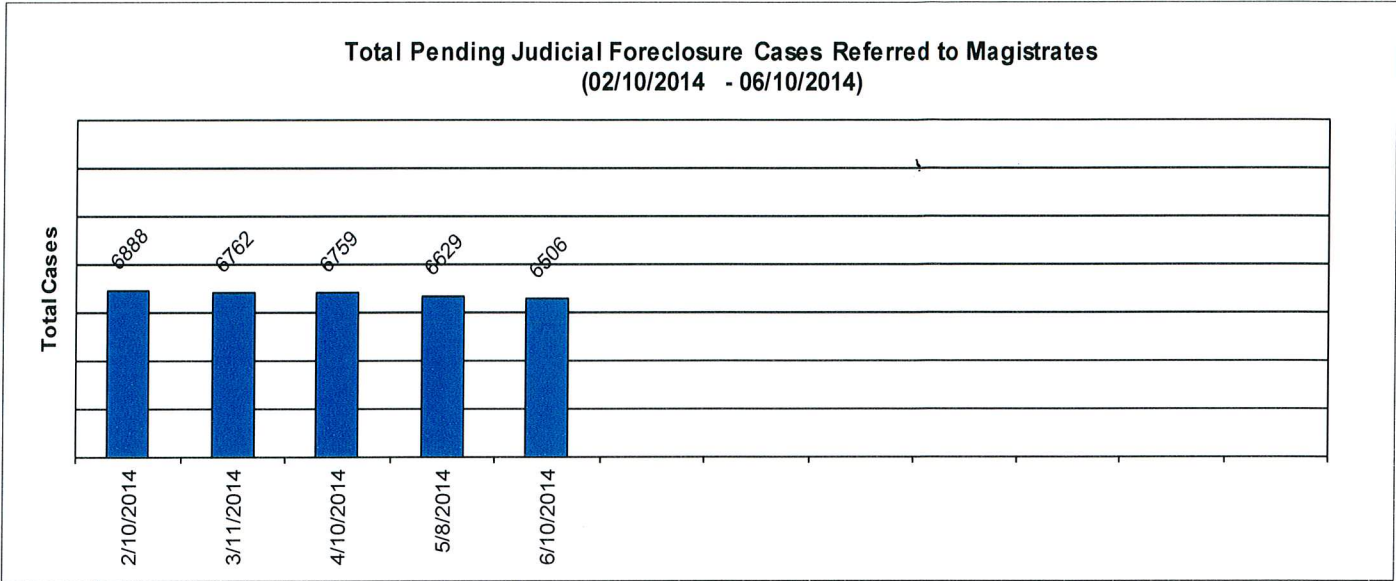


Year	As of:											
	2/11/2013	3/12/2013	4/8/2013	5/9/2013	6/10/2013	7/8/2013	8/9/2013	9/9/2013	10/7/2013	11/7/2013	12/9/2013	1/8/2014
1990	0	0	0	0	0	0	0	0	0	0	0	0
1991	0	0	0	0	0	0	0	0	0	0	0	0
1992	0	0	0	0	0	0	0	0	0	0	0	0
1993	0	0	0	0	0	0	0	0	0	0	0	0
1994	0	0	0	0	0	0	0	0	0	0	0	0
1995	0	0	0	0	0	0	0	0	0	0	0	0
1996	0	0	0	0	0	0	0	0	0	0	0	0
1997	0	0	0	0	0	0	0	0	0	0	0	0
1998	0	0	0	0	0	0	0	0	0	0	0	0
1999	0	0	0	0	0	0	0	0	0	0	0	0
2000	0	0	0	0	0	0	0	0	0	0	0	0
2001	0	0	0	0	0	0	0	1	0	1	1	1
2002	10	10	10	1	2	2	2	1	0	0	1	1
2003	2	2	2	2	2	2	2	2	3	3	2	2
2004	1	1	1	1	1	1	1	1	1	1	0	0
2005	3	3	2	2	2	2	2	2	1	1	1	1
2006	7	7	6	8	4	4	3	3	3	3	3	3
2007	27	28	29	29	27	8	9	9	8	8	8	8
2008	13	13	12	12	14	11	11	9	11	16	18	17
2009	93	79	75	66	62	58	55	39	29	28	40	29
2010	205	175	146	134	126	116	99	88	80	74	71	62
2011	949	810	713	600	505	456	388	345	303	271	243	220
2012	6684	5850	5226	4467	3807	3362	2824	2494	2128	1783	1526	1311
2013	903	1577	2122	3402	4003	4338	4543	4723	4889	5075	5268	5281
2014												56

# CUYAHOGA COUNTY COMMON PLEAS COURT

## **Total Pending Judicial Foreclosure Cases Referred to Magistrates (C)**

The following chart is a display of the total number of pending Judicial Foreclosure cases referred to the Magistrates on specific dates. The table below shows the number of these cases pending from each year since 1990.

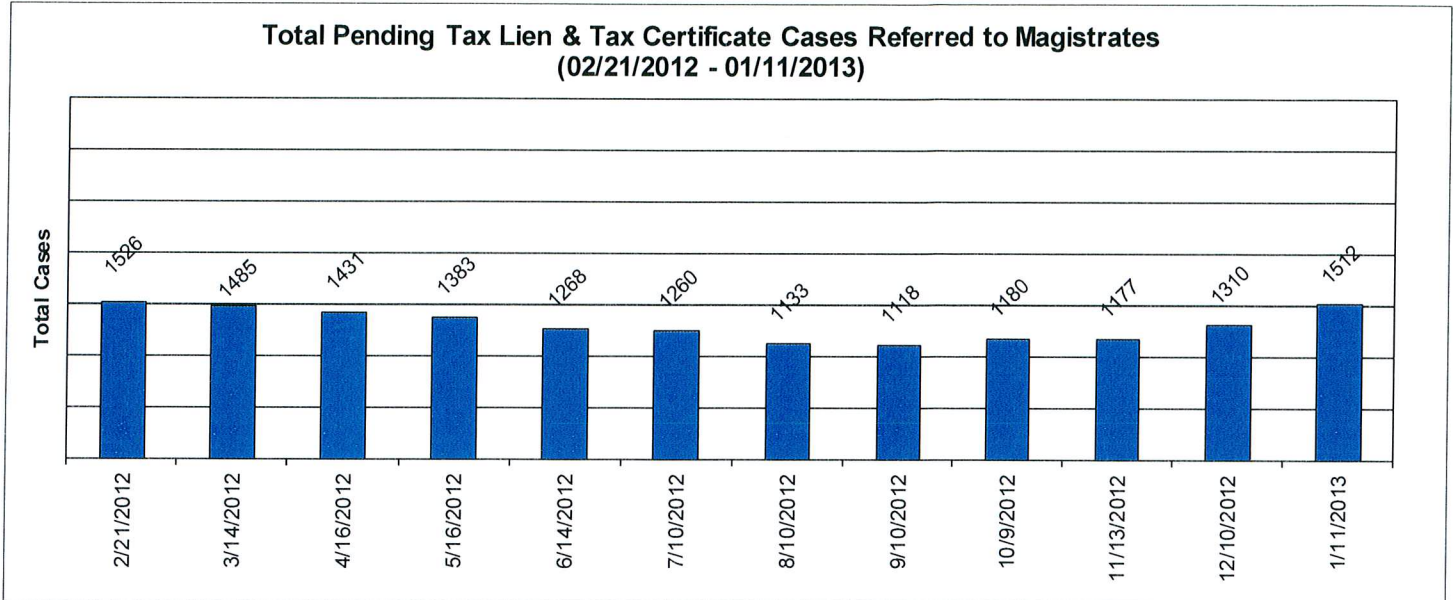


Year	As of:	2/10/2014	3/11/2014	4/10/2014	5/8/2014	6/10/2014														
1990		0	0	0	0	0														
1991		0	0	0	0	0														
1992		0	0	0	0	0														
1993		0	0	0	0	0														
1994		0	0	0	0	0														
1995		0	0	0	0	0														
1996		0	0	0	0	0														
1997		0	0	0	0	0														
1998		0	0	0	0	0														
1999		0	0	0	0	0														
2000		0	0	0	0	0														
2001		0	0	0	0	0														
2002		1	1	1	1	1														
2003		2	2	2	2	2														
2004		0	0	0	0	0														
2005		1	1	1	1	1														
2006		2	1	0	0	0														
2007		7	7	7	5	5														
2008		16	15	16	15	11														
2009		28	25	25	23	23														
2010		59	53	52	48	40														
2011		205	183	173	160	147														
2012		1087	914	744	642	536														
2013		4773	4200	3615	3141	2754														
2014		707	1360	2123	2591	2986														
<b>Total</b>		<b>6888</b>	<b>6762</b>	<b>6759</b>	<b>6629</b>	<b>6506</b>														

# CUYAHOGA COUNTY COMMON PLEAS COURT

## Total Pending Tax Lien & Certificate Cases Referred to Magistrates (A)

The following chart is a display of the number of pending tax Judicial Foreclosure cases referred to the Magistrates on specific dates. The table below shows the number of pending tax Judicial Foreclosure cases in each year since 1990.




	As of:	2/21/2012	3/14/2012	4/16/2012	5/16/2012	6/14/2012	7/10/2012	8/10/2012	9/10/2012	10/9/2012	11/13/2012	12/10/2012	1/11/2013
<b>Year</b>													
1990		0	0	0	0	0	0	0	0	0	0	0	0
1991		0	0	0	0	0	0	0	0	0	0	0	0
1992		0	0	0	0	0	0	0	0	0	0	0	0
1993		0	0	0	0	0	0	0	0	0	0	0	0
1994		0	0	0	0	0	0	0	0	0	0	0	0
1995		0	0	0	0	0	0	0	0	0	0	0	0
1996		0	0	0	0	0	0	0	0	0	0	0	0
1997		0	0	0	0	0	0	0	0	0	0	0	0
1998		0	0	0	0	0	0	0	0	0	0	0	0
1999		0	0	0	0	0	0	0	0	0	0	0	0
2000		0	0	0	0	0	0	0	0	0	0	0	0
2001		0	0	0	0	0	0	0	0	0	0	0	0
2002		0	0	0	1	0	0	0	0	0	0	0	0
2003		0	0	0	0	0	0	0	0	0	0	0	0
2004		0	1	1	2	2	2	2	1	2	1	1	1
2005		1	0	0	0	0	0	0	0	0	0	0	0
2006		1	1	1	1	2	1	0	0	0	0	0	0
2007		5	5	5	4	4	5	5	4	3	3	3	3
2008		5	5	8	5	5	5	4	4	3	2	2	2
2009		80	79	78	77	69	67	63	55	53	48	46	36
2010		157	141	138	127	113	111	103	93	87	75	75	73
2011		957	888	785	693	576	529	444	401	367	338	318	280
2012		320	365	415	473	497	540	512	560	665	710	865	997
2013													120
<b>Total</b>		<b>1526</b>	<b>1485</b>	<b>1431</b>	<b>1383</b>	<b>1268</b>	<b>1260</b>	<b>1133</b>	<b>1118</b>	<b>1180</b>	<b>1177</b>	<b>1310</b>	<b>1512</b>

# CUYAHOGA COUNTY COMMON PLEAS COURT

## **Total Pending Tax Lien & Certificate Cases Referred to Magistrates (B)**

The following chart is a display of the number of pending tax Judicial Foreclosure cases referred to the Magistrates on specific dates. The table below shows the number of pending tax Judicial Foreclosure cases in each year since 1990.

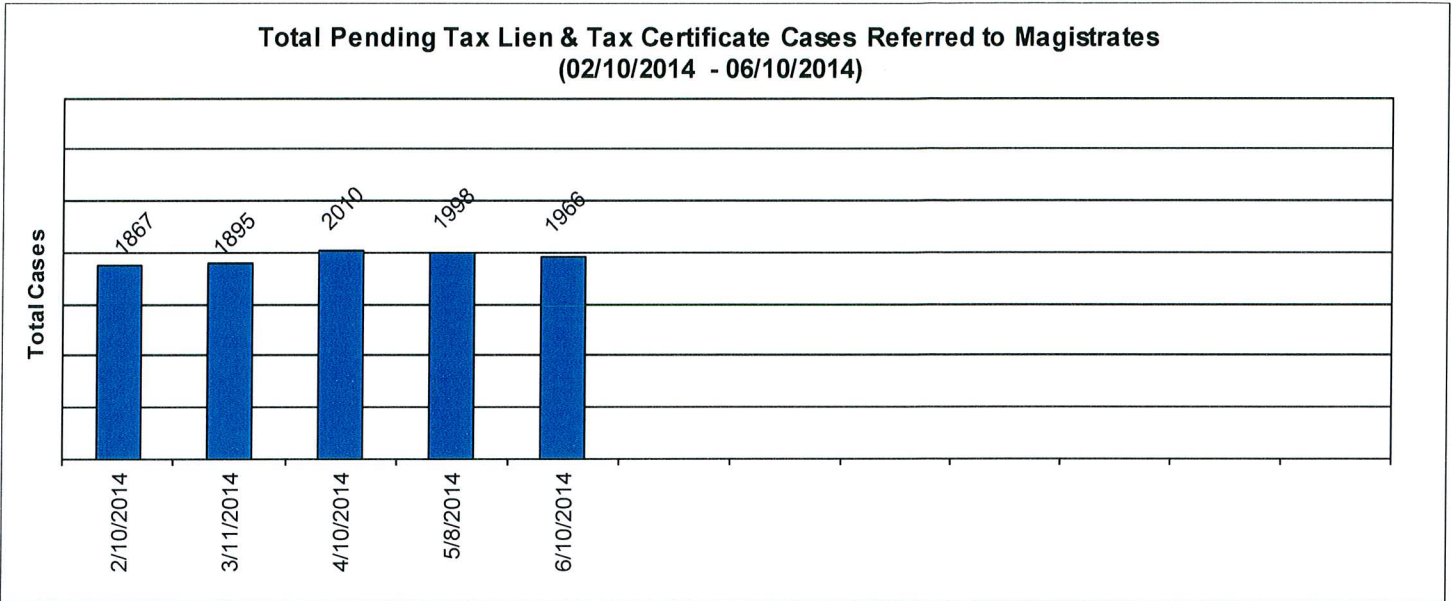


	As of:											
	2/11/2013	3/12/2013	4/8/2013	5/9/2013	6/10/2013	7/8/2013	8/9/2013	9/9/2013	10/7/2013	11/7/2013	12/9/2013	
<b>Year</b>	0	0	0	0	0	0	0	0	0	0	0	
1990	0	0	0	0	0	0	0	0	0	0	0	
1991	0	0	0	0	0	0	0	0	0	0	0	
1992	0	0	0	0	0	0	0	0	0	0	0	
1993	0	0	0	0	0	0	0	0	0	0	0	
1994	0	0	0	0	0	0	0	0	0	0	0	
1995	0	0	0	0	0	0	0	0	0	0	0	
1996	0	0	0	0	0	0	0	0	0	0	0	
1997	0	0	0	0	0	0	0	0	0	0	0	
1998	0	0	0	0	0	0	0	0	0	0	0	
1999	0	0	0	0	0	0	0	0	0	0	0	
2000	0	0	0	0	0	0	0	0	0	0	0	
2001	0	0	0	0	0	0	0	0	0	1	1	
2002	0	0	0	0	0	0	0	1	0	0	0	
2003	0	0	0	0	0	0	0	0	1	1	0	
2004	1	1	1	1	1	1	1	1	1	1	0	
2005	1	1	0	0	0	0	0	0	0	0	0	
2006	0	0	1	3	1	1	1	6	1	1	1	
2007	4	4	4	4	4	4	5	5	5	4	4	
2008	3	2	1	1	1	1	1	2	4	6	6	
2009	36	28	25	23	22	17	17	20	15	9	15	
2010	69	58	46	41	40	36	32	34	33	10	34	
2011	272	243	213	187	163	145	132	126	117	117	112	
2012	1109	1029	982	924	869	795	709	682	608	532	468	
2013	114	161	192	895	1062	1063	1052	1106	1158	1250	1334	
<b>Total</b>	<b>1609</b>	<b>1527</b>	<b>1273</b>	<b>2079</b>	<b>2163</b>	<b>2063</b>	<b>1950</b>	<b>1983</b>	<b>1943</b>	<b>1932</b>	<b>1975</b>	

# CUYAHOGA COUNTY COMMON PLEAS COURT

## Total Pending Tax Lien & Certificate Cases Referred to Magistrates (C)

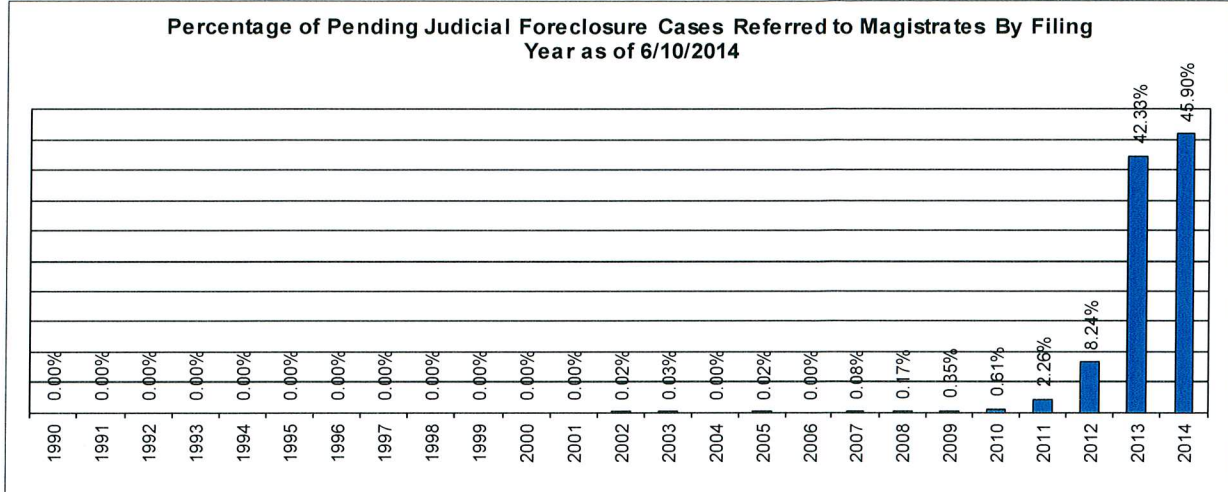
The following chart is a display of the number of pending tax Judicial Foreclosure cases referred to the Magistrates on specific dates. The table below shows the number of pending tax Judicial Foreclosure cases in each year since 1990.



Year	As of:	2/10/2014	3/11/2014	4/10/2014	5/8/2014	6/10/2014												
1990		0	0	0	0	0												
1991		0	0	0	0	0												
1992		0	0	0	0	0												
1993		0	0	0	0	0												
1994		0	0	0	0	0												
1995		0	0	0	0	0												
1996		0	0	0	0	0												
1997		0	0	0	0	0												
1998		0	0	0	0	0												
1999		0	0	0	0	0												
2000		0	0	0	0	0												
2001		0	0	0	0	0												
2002		0	0	0	1	1												
2003		0	0	0	0	0												
2004		0	0	0	0	0												
2005		0	0	0	0	0												
2006		1	0	0	0	0												
2007		2	2	2	2	2												
2008		6	5	6	5	4												
2009		15	15	15	16	16												
2010		27	24	22	20	17												
2011		96	93	90	85	83												
2012		317	277	220	192	146												
2013		1291	1174	1085	994	934												
2014		112	305	570	683	763												
<b>Total</b>		<b>1867</b>	<b>1895</b>	<b>2010</b>	<b>1998</b>	<b>1966</b>												

## Percentage of Pending Judicial Foreclosure Cases By Filing Year

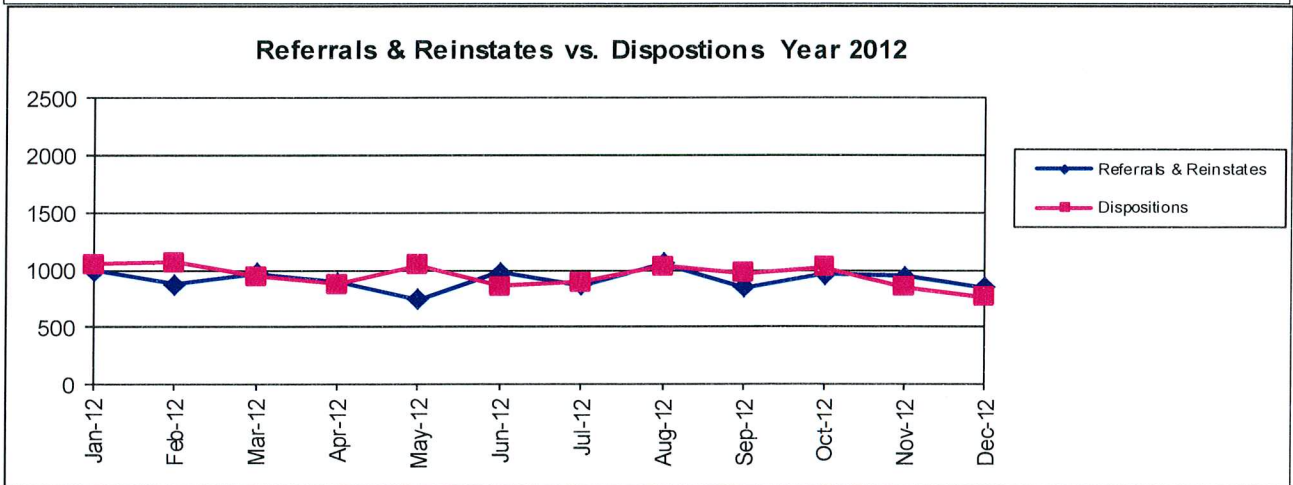
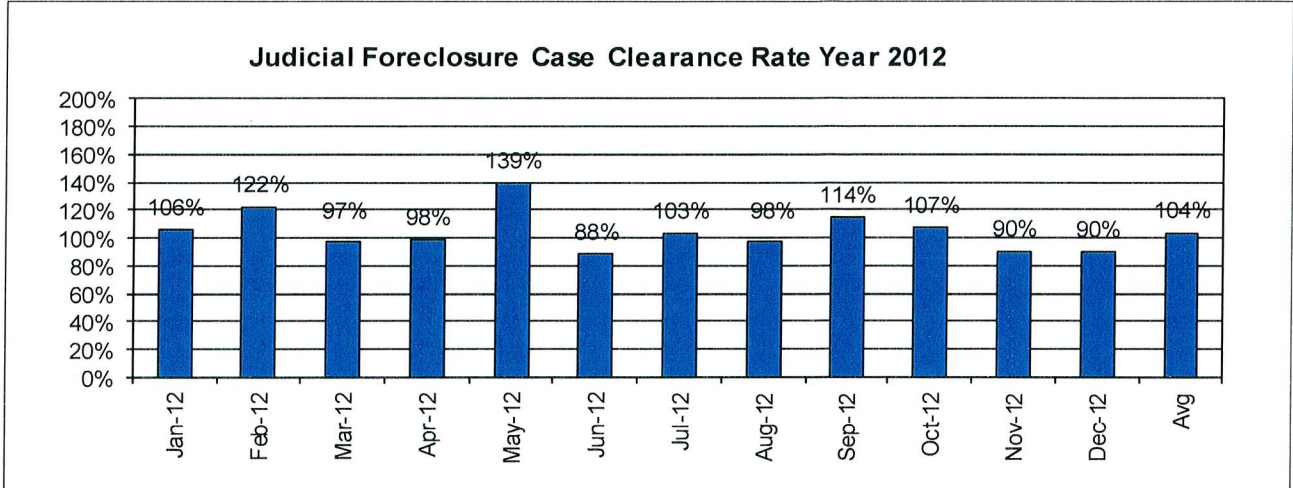
The following chart is a representation of the total number of pending Judicial Foreclosure cases by filing year expressed as a percentage on a specific date. The table below is the supporting data for this chart.



Year	As of:	6/10/2014	% of Total
1990		0	0.00%
1991		0	0.00%
1992		0	0.00%
1993		0	0.00%
1994		0	0.00%
1995		0	0.00%
1996		0	0.00%
1997		0	0.00%
1998		0	0.00%
1999		0	0.00%
2000		0	0.00%
2001		0	0.00%
2002		1	0.02%
2003		2	0.03%
2004		0	0.00%
2005		1	0.02%
2006		0	0.00%
2007		5	0.08%
2008		11	0.17%
2009		23	0.35%
2010		40	0.61%
2011		147	2.26%
2012		536	8.24%
2013		2754	42.33%
2014		2986	45.90%

## Judicial Foreclosure Clearance Rate Year 2012

The Clearance Rate is the number of outgoing cases as a percentage of the number of incoming cases. Clearance rate measures whether the court is keeping up with its incoming caseload. If cases are not disposed in a timely manner, a backlog of cases awaiting disposition will grow. A Clearance Rate of 100% indicates that at least as many cases as have been filed, reopened, or reactivated in a period have been disposed.

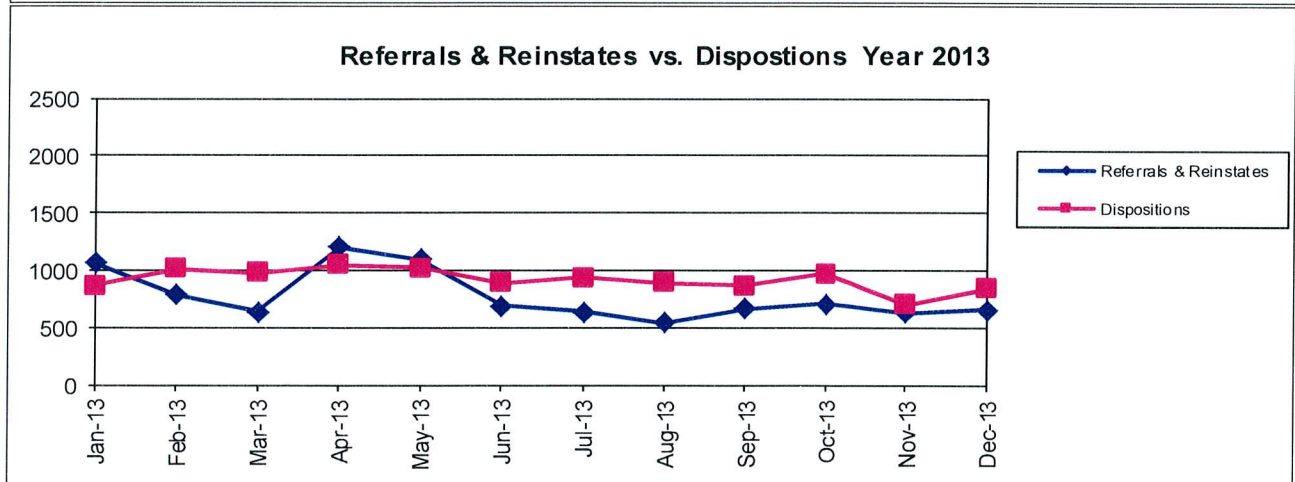
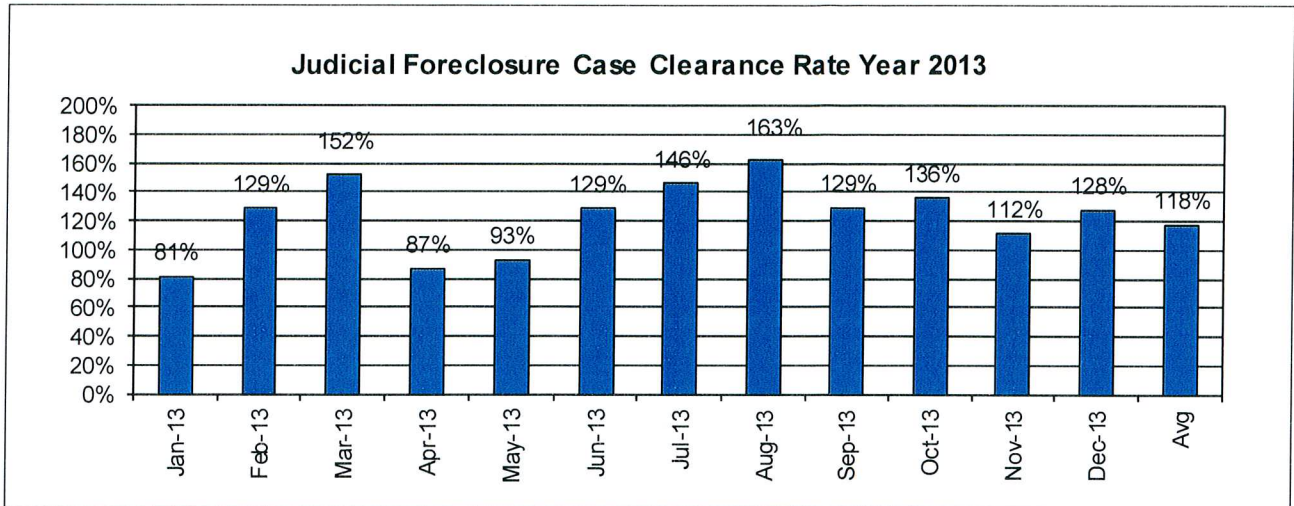


	Referrals & Reinstates	Dispositions	Clearance Rate
Jan-12	995	1051	106%
Feb-12	874	1068	122%
Mar-12	974	944	97%
Apr-12	894	880	98%
May-12	750	1044	139%
Jun-12	982	863	88%
Jul-12	869	896	103%
Aug-12	1058	1034	98%
Sep-12	851	972	114%
Oct-12	961	1028	107%
Nov-12	948	854	90%
Dec-12	854	766	90%
Avg	918	950	104%
Total	11010	11400	



## Judicial Foreclosure Clearance Rate Year 2013

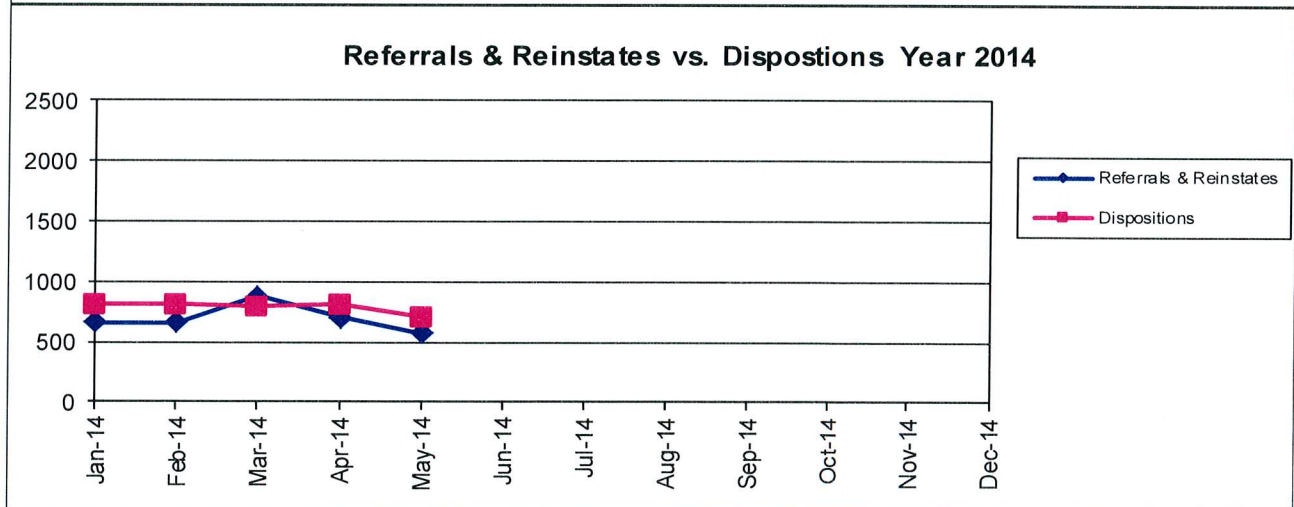
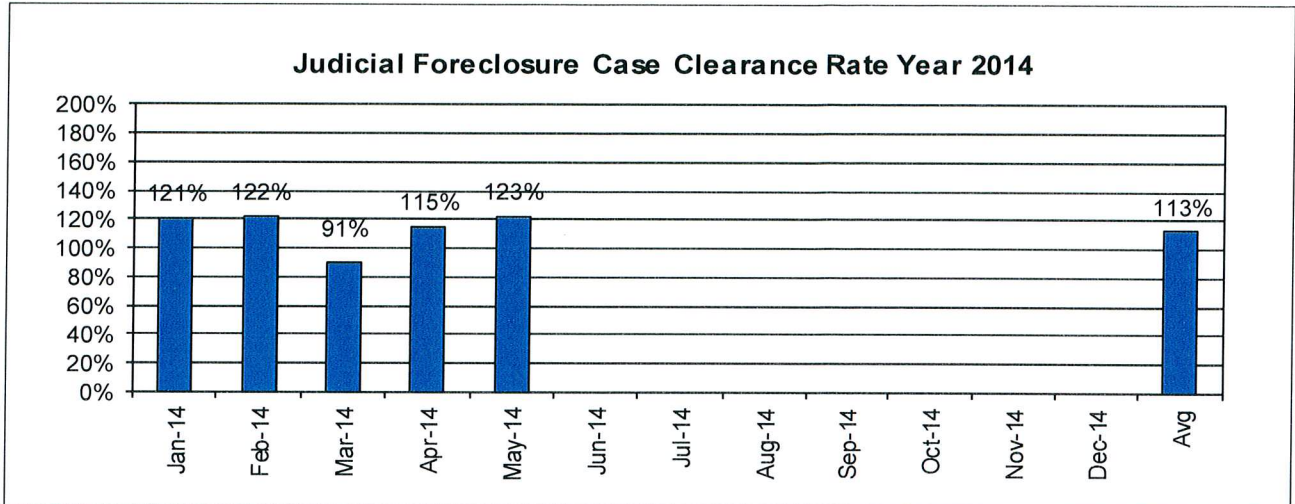
The Clearance Rate is the number of outgoing cases as a percentage of the number of incoming cases. Clearance rate measures whether the court is keeping up with its incoming caseload. If cases are not disposed in a timely manner, a backlog of cases awaiting disposition will grow. A Clearance Rate of 100% indicates that at least as many cases as have been filed, reopened, or reactivated in a period have been disposed.



	Referrals & Reinstates	Dispositions	Clearance Rate
Jan-13	1069	870	81%
Feb-13	788	1013	129%
Mar-13	643	980	152%
Apr-13	1211	1052	87%
May-13	1102	1025	93%
Jun-13	696	895	129%
Jul-13	644	940	146%
Aug-13	550	896	163%
Sep-13	670	866	129%
Oct-13	713	969	136%
Nov-13	632	705	112%
Dec-13	658	841	128%
Avg	781	921	118%
Total	9376	11052	

## Judicial Foreclosure Clearance Rate Year 2014

The Clearance Rate is the number of outgoing cases as a percentage of the number of incoming cases. Clearance rate measures whether the court is keeping up with its incoming caseload. If cases are not disposed in a timely manner, a backlog of cases awaiting disposition will grow. A Clearance Rate of 100% indicates that at least as many cases as have been filed, reopened, or reactivated in a period have been disposed.

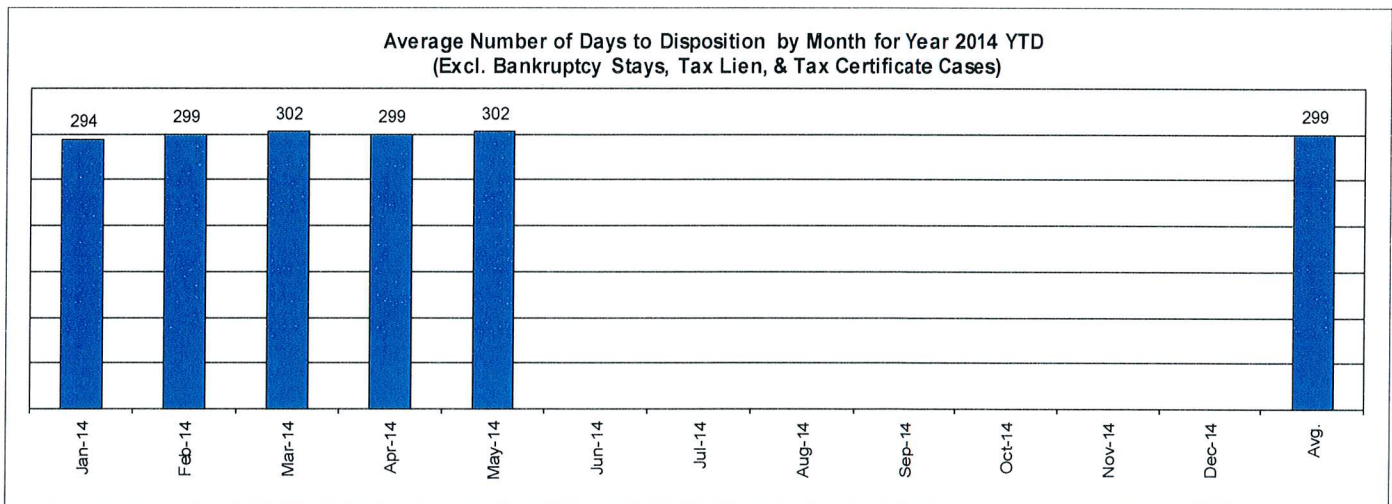
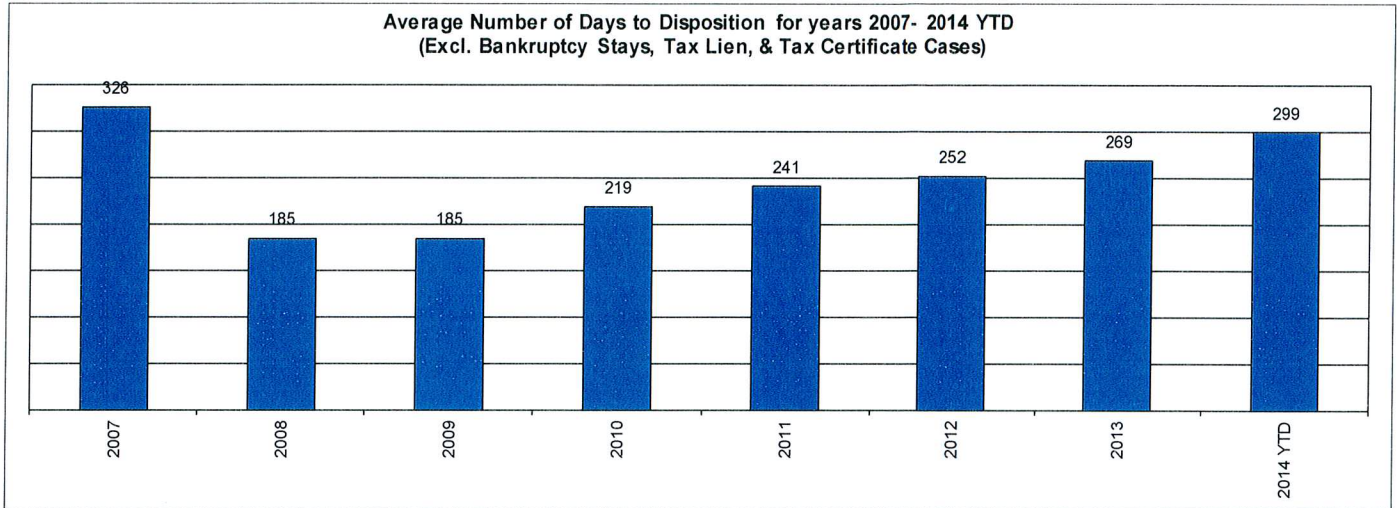


	Referrals & Reinstates	Dispositions	Clearance Rate
Jan-14	667	808	121%
Feb-14	663	809	122%
Mar-14	879	796	91%
Apr-14	703	810	115%
May-14	575	705	123%
Jun-14			
Jul-14			
Aug-14			
Sep-14			
Oct-14			
Nov-14			
Dec-14			
Avg	697	786	113%
Total	3487	3928	

# CUYAHOGA COUNTY COMMON PLEAS COURT

## Avg. Number of Days to Disp. (Excl. Bank. Stays & Tax Lien & Tax Cert.)

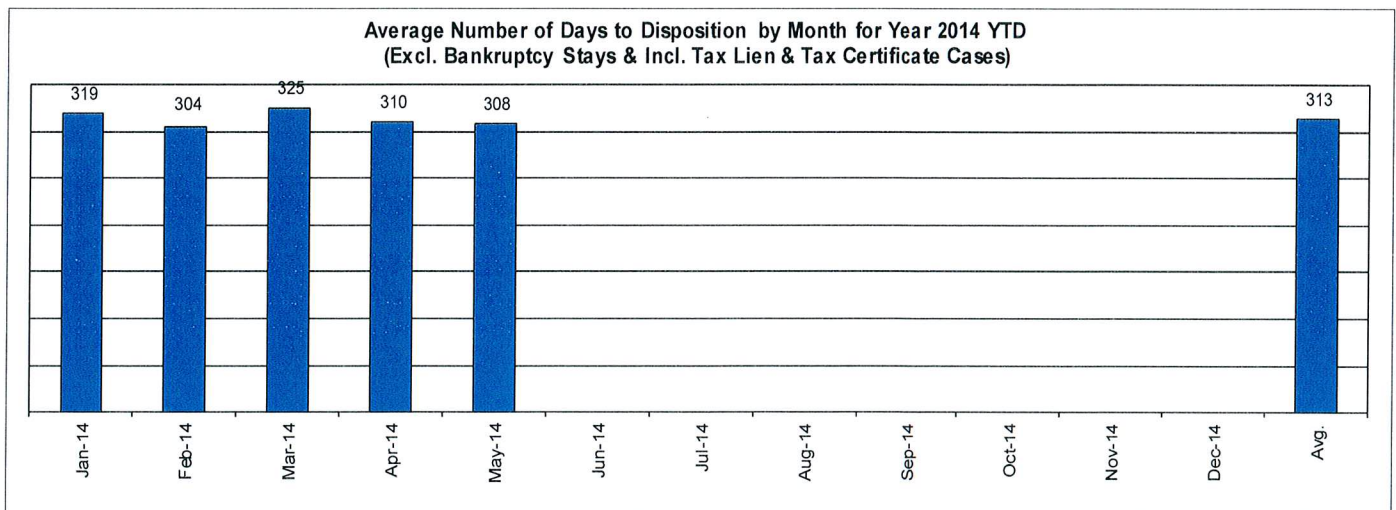
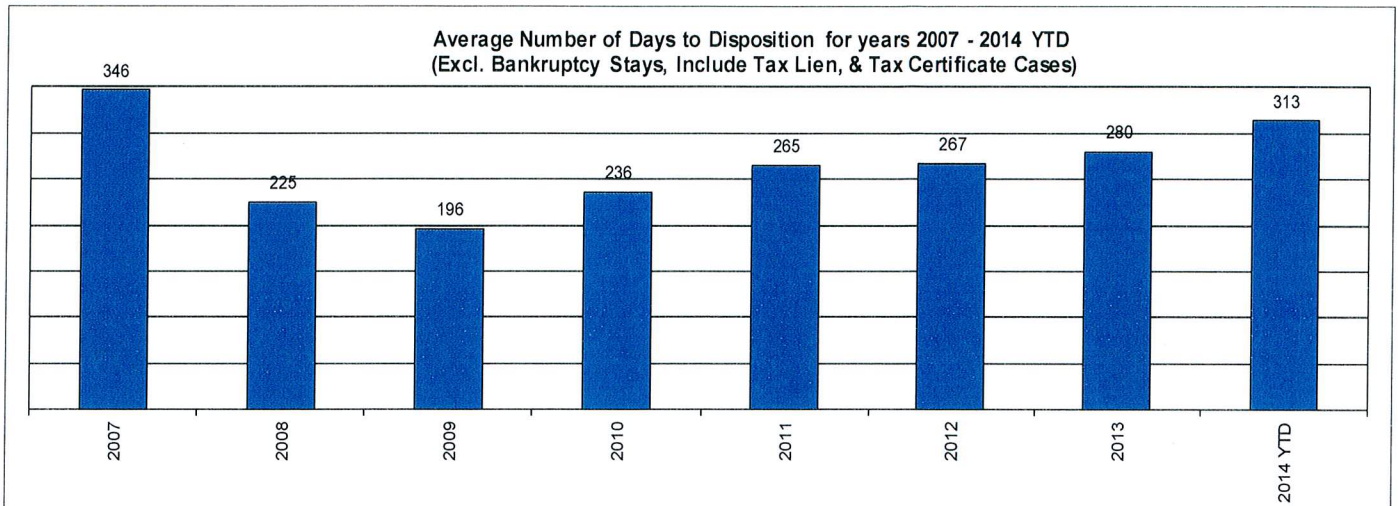
The average number of days to disposition is the number of days from filing to a final disposition entry being filed with the Clerk of Court. The data sample is based on all judicial foreclosure cases terminated by decree or dismissal (cases terminated by bankruptcy are not included) in a month. Each case is examined to determine the number of days between filing and termination with the periods that a case may have been in bankruptcy subtracted. Adding the total days of all of the cases minus bankruptcy periods and dividing by the total number of cases calculates the average. In the following chart, tax judicial foreclosure cases are excluded.



# CUYAHOGA COUNTY COMMON PLEAS COURT

## Avg. Number of Days to Disp. (Excl. Bank. Stays & Incl. Tax Lien & Tax Cert.)

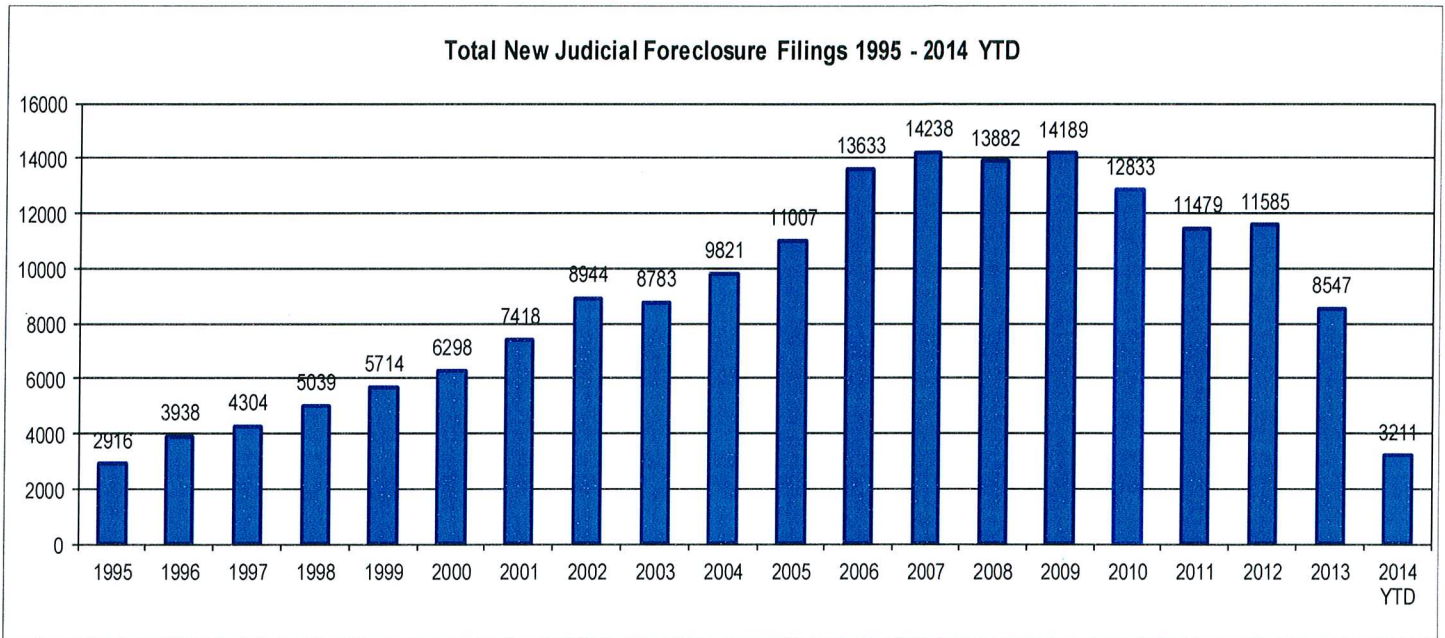
The average number of days to disposition is the number of days from filing to a final disposition entry being filed with the Clerk of Court. The data sample is based on all Judicial Foreclosure cases terminated by decree or dismissal (cases terminated by bankruptcy are not included) in a month. Each case is examined to determine the number of days between filing and termination with the periods that a case may have been in bankruptcy subtracted. Adding the total days of all of the cases minus bankruptcy periods and dividing by the total number of cases calculates the average. In the following chart, all types of Judicial Foreclosure cases are included.



## Total New Judicial Foreclosure Filings

The following charts are provided as a historical view of new judicial foreclosure filings.

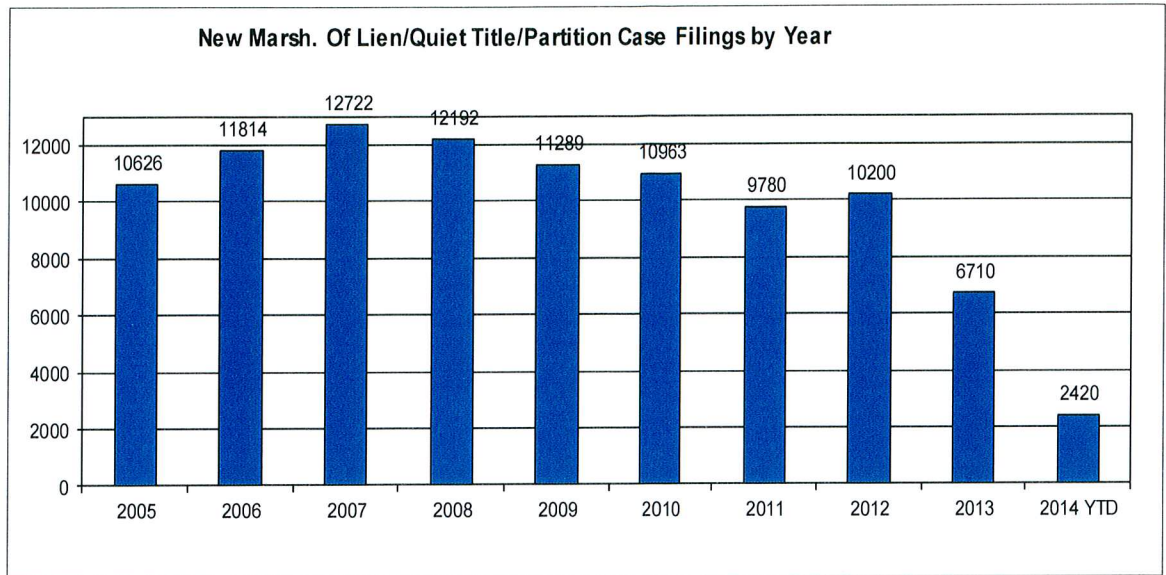
1. Total New Judicial Foreclosure Filings from 1995 – 2014 by year
2. Total New Marsh of Lien/Quiet Title/Partition Filings from 2011 – 2014 by month
3. Total New Tax Lien & Tax Certificate Filings for 2011 – 2014 by month
4. Total New Judicial Foreclosure Filings from 2011 – 2014 by month



# CUYAHOGA COUNTY COMMON PLEAS COURT

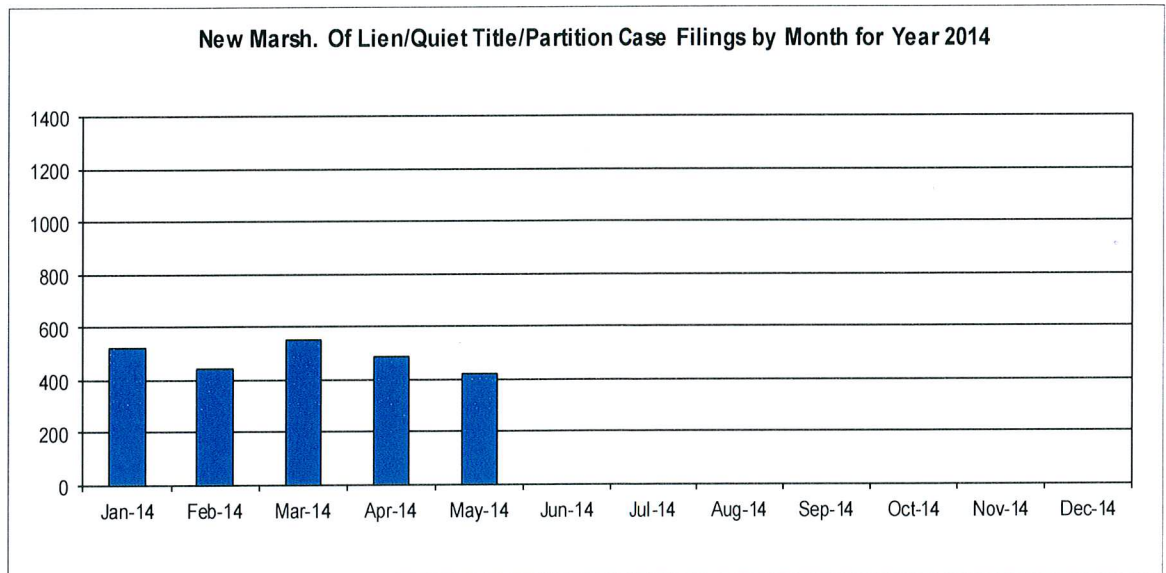
## ***New Marsh of Lien/Quiet Title/Partition Case Filings for Years 2005 – 2014 YTD***

Year	# Filings
2005	10626
2006	11814
2007	12722
2008	12192
2009	11289
2010	10963
2011	9780
2012	10200
2013	6710
2014 YTD	2420



## ***New Marsh of Lien/Quiet Title/Partition Case Filings by month for 2014 YTD***

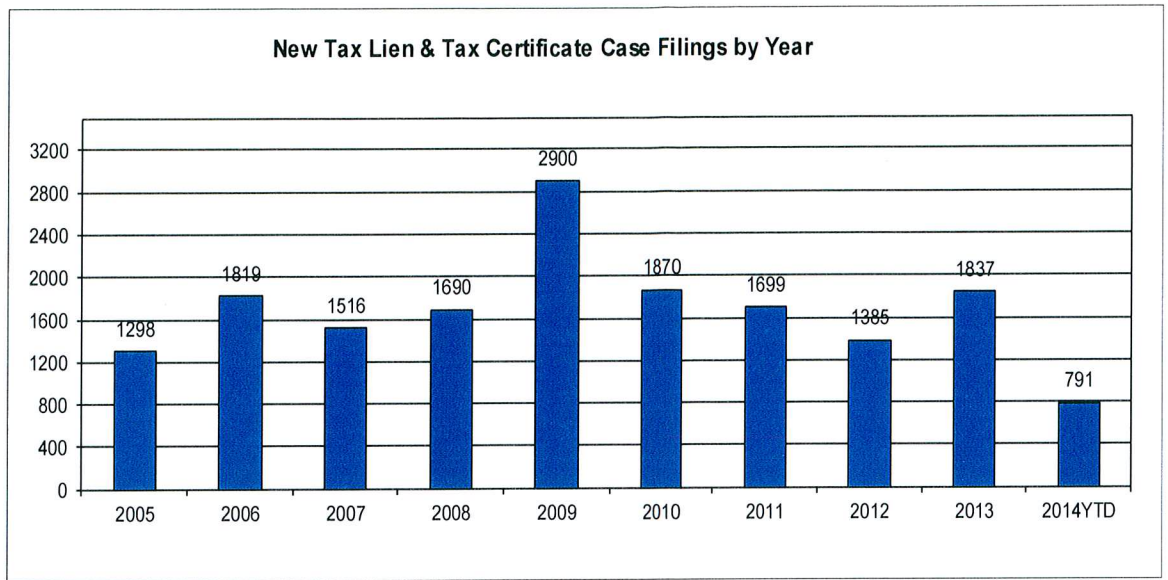
Month	# Filings
Jan-14	523
Feb-14	443
Mar-14	549
Apr-14	487
May-14	418
Jun-14	
Jul-14	
Aug-14	
Sep-14	
Oct-14	
Nov-14	
Dec-14	
Avg	484
Total	2420



# CUYAHOGA COUNTY COMMON PLEAS COURT

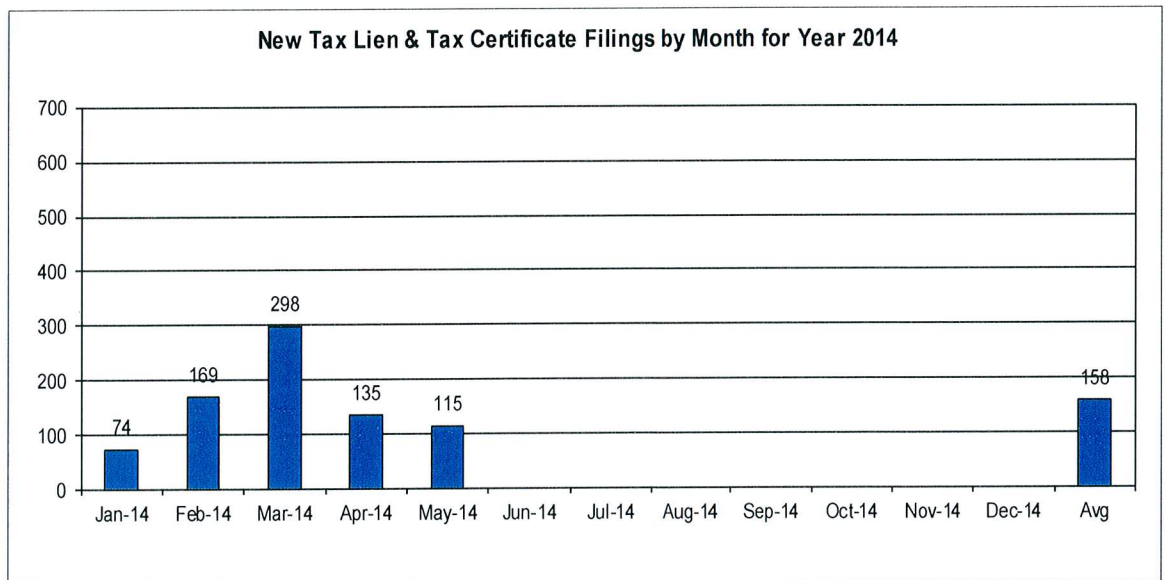
## New Tax Lien & Certificate Filings for Years 2005 – 2014 YTD

Year	# Filings
2005	1298
2006	1819
2007	1516
2008	1690
2009	2900
2010	1870
2011	1699
2012	1385
2013	1837
2014YTD	791



## New Tax Lien & Certificate Filings by Month for Year 2014 YTD

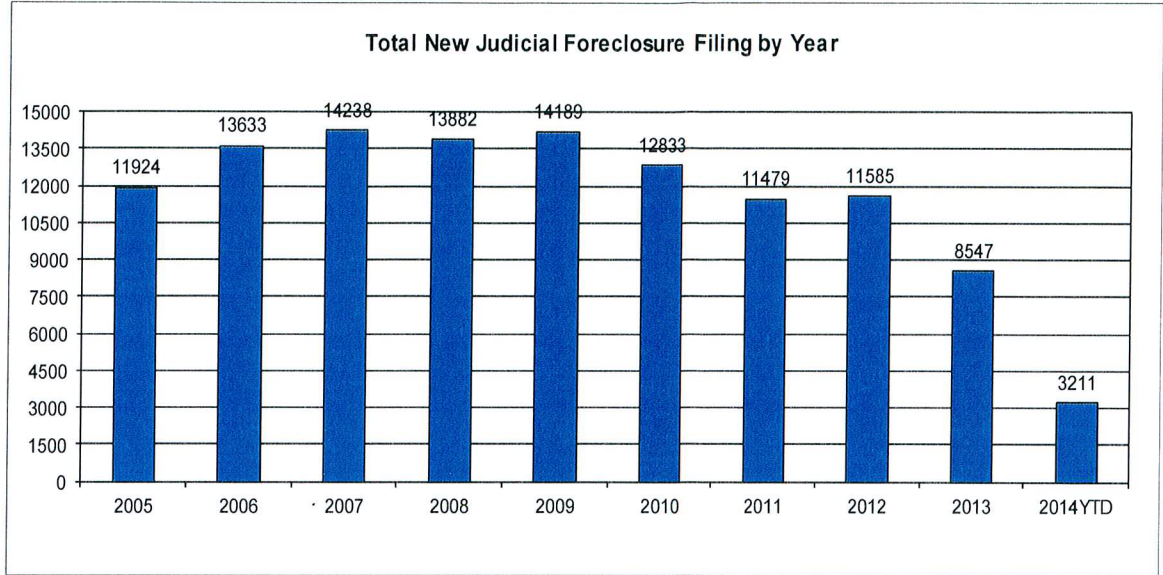
Month	# Filings
Jan-14	74
Feb-14	169
Mar-14	298
Apr-14	135
May-14	115
Jun-14	
Jul-14	
Aug-14	
Sep-14	
Oct-14	
Nov-14	
Dec-14	
Avg	158
Total	791



# CUYAHOGA COUNTY COMMON PLEAS COURT

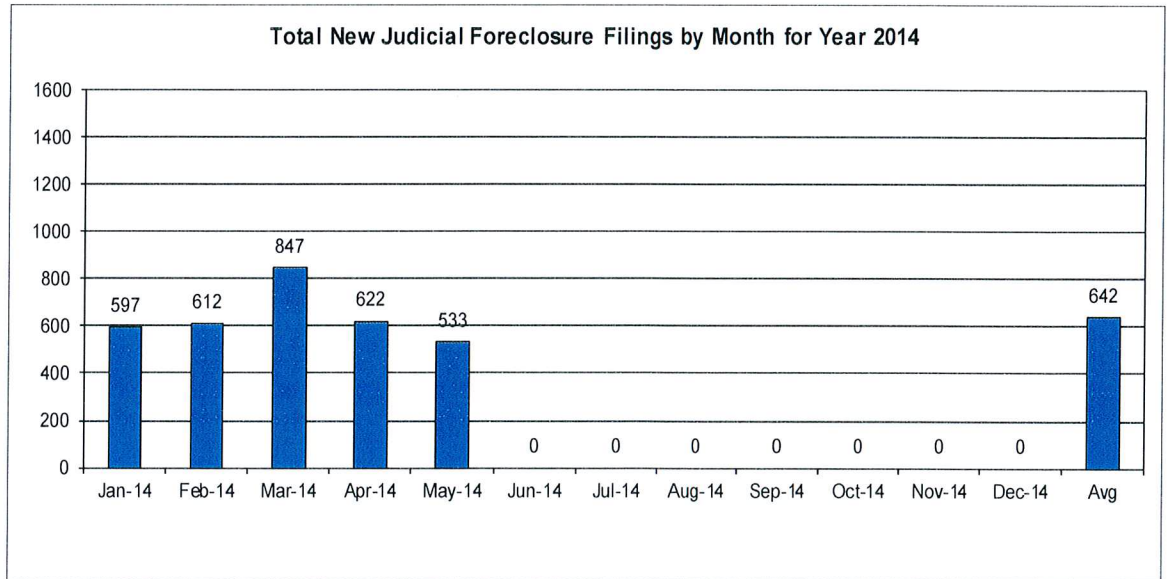
## **Total New Judicial Foreclosure Filings Years 2005 – 2014 YTD**

Year	# Filings
2005	11924
2006	13633
2007	14238
2008	13882
2009	14189
2010	12833
2011	11479
2012	11585
2013	8547
2014 YTD	3211



## **Total New Judicial Foreclosure Filings by Month for Year 2014 YTD**

Month	# Filings
Jan-14	597
Feb-14	612
Mar-14	847
Apr-14	622
May-14	533
Jun-14	
Jul-14	
Aug-14	
Sep-14	
Oct-14	
Nov-14	
Dec-14	
Avg	642





***Magistrate's Monthly Reports***

The Magistrates' Monthly Report consists of 5 reports. Below is a description of each.

**Magistrate's Monthly Supplemental Journal Entry Report (R415)**

Retrieves total number of supplemental entries and Decrees of Confirmation of Sheriff's sale created during a specific period. A supplemental entry is any journal created by a magistrate, which does not close out a case. For example, any magistrate's order (MG) setting a hearing, any journal entry (JE) ruling on a motion, journals confirming Sheriff's sales, etc.).

**Magistrate's Full Disposition Count by Magistrate Report (R413)**

Retrieves total number of cases disposed of during a specific period. The dispositions are grouped by Magistrate and then broken down by the type of disposition (i. e. Default, Dismissed with Prejudice, Dismissed without Prejudice, etc.) This report can be printed three different ways. Including tax cases (Full Dispositions), excluding tax cases (Non-Tax Dispositions), and Tax cases only (Tax Dispositions).

**Magistrate's Monthly Cases Referred/Reinstated Report (R418)**

Retrieves newly filed cases referred to the Magistrates Dept. and cases previously disposed by the Magistrates Dept. that are reinstated and re-referred to the magistrates. The cases are separated by Tax (filing code 1465; Tax Judicial Foreclosure & 1466; Tax Certificate Judicial Foreclosure) and Non-Tax (1460; Judicial Foreclosure Marsh. Of Lien, 1480; Partition, 1470; Quiet Title, misc. (i. e. 1391; Contract Other, etc.).

**Magistrate's Monthly Hearing Totals Report (R3146)**

Retrieves total number of hearings held during one month. The hearings are grouped by Magistrate and then broken down by what type hearing was held (i. e. Default, Pretrial, etc.).

**Magistrate's Monthly Case Load Report (R3147)**

Retrieves individual caseload totals for individual magistrates during a specific period. The cases are grouped by magistrate and then broken down by case type (i. e. tax judicial foreclosure, tax certificate judicial foreclosure and non-tax judicial foreclosure).

CUYAHOGA COUNTY COURT OF COMMON PLEAS

DATE: 06/10/2014  
TIME: 9:51 AM

OFFICE OF THE MAGISTRATES  
MAGISTRATE'S MONTHLY SUPPLEMENTALS BY CASE  
REPORTING PERIOD: MAY 2014

PAGE: 1  
CMSR415D

---

**SUPPLEMENTALS**

AUGUSTYN	232
BAKER	409
BUCHA	468
CUTHBERT	411
DYKE	273
GAUNTNER	0
GONZALEZ	286
HIPPLEY	261
JACKSON	279
KLEIN	267
LUCAS	198
OLSZTYN	472
VOZAR	256
WEISS	192
UNACCOUNTED FOR	0

**TOTAL** 4004

**CONFIRMATIONS**

**TOTAL** 70

**CUYAHOGA COUNTY COURT OF COMMON PLEAS**  
 OFFICE OF THE MAGISTRATES  
**Full Disposition Count by Magistrate**  
 REPORTING PERIOD: FROM 05/01/2014 TO 05/31/2014

MagID	Dispose Type	Tax Cert.	Tax Treas.	Total		
<b>KCA</b>					Decrees	401
	Bank	0	0	2	Defaults	284
	Def	4	0	16	Other	114
	Dism	3	0	18	Court Trial	3
	Ref. Vacate	0	0	0	Dismissals	274
	Court Trial	0	0	0	Bankruptcy	30
	Other	2	0	4	Ref. Vacated	0
	<b><u>MAG'S TOTAL</u></b>	<b>9</b>	<b>0</b>	<b><u>40</u></b>	Grand Total	<b>705</b>
<b>GDB</b>						
	Bank	2	0	7		
	Def	7	0	35		
	Dism	6	0	22		
	Ref. Vacate	0	0	0		
	Court Trial	0	0	0		
	Other	2	0	6		
	<b><u>MAG'S TOTAL</u></b>	<b>17</b>	<b>0</b>	<b><u>70</u></b>		
<b>SMB</b>						
	Bank	0	0	1		
	Def	7	0	29		
	Dism	3	0	22		
	Ref. Vacate	0	0	0		
	Court Trial	0	0	1		
	Other	0	0	8		
	<b><u>MAG'S TOTAL</u></b>	<b>10</b>	<b>0</b>	<b><u>61</u></b>		
<b>ARC</b>						
	Bank	0	0	3		
	Def	0	0	23		
	Dism	3	0	21		
	Ref. Vacate	0	0	0		
	Court Trial	0	0	0		
	Other	0	0	7		
	<b><u>MAG'S TOTAL</u></b>	<b>3</b>	<b>0</b>	<b><u>54</u></b>		
<b>JTD</b>						
	Bank	0	0	1		
	Def	5	0	29		
	Dism	3	0	25		
	Ref. Vacate	0	0	0		
	Court Trial	0	0	0		
	Other	2	1	7		
	<b><u>MAG'S TOTAL</u></b>	<b>10</b>	<b>1</b>	<b><u>62</u></b>		
<b>TG</b>						
	Bank	0	0	3		
	Def	3	0	18		
	Dism	0	0	26		
	Ref. Vacate	0	0	0		
	Court Trial	0	0	0		
	Other	2	0	7		
	<b><u>MAG'S TOTAL</u></b>	<b>5</b>	<b>0</b>	<b><u>54</u></b>		
<b>KH</b>						
	Bank	1	0	3		
	Def	1	0	27		
	Dism	3	0	29		
	Ref. Vacate	0	0	0		
	Court Trial	0	0	0		
	Other	0	0	7		
	<b><u>MAG'S TOTAL</u></b>	<b>5</b>	<b>0</b>	<b><u>66</u></b>		
<b>JLJ</b>						
	Bank	0	0	1		
	Def	0	0	18		

DATE: 06/10/2014  
TIME: 9:53 AM

CUYAHOGA COUNTY COURT OF COMMON PLEAS  
OFFICE OF THE MAGISTRATES  
**Full Disposition Count by Magistrate**  
REPORTING PERIOD: FROM 05/01/2014 TO 05/31/2014

PAGE: 2  
CMSR413

---

MagID	Dispose Type	Tax Cert.	Tax Treas.	Total
	Dism	3	0	23
	Ref. Vacate	0	0	0
	Court Trial	0	0	2
	Other	1	0	7
	<u>MAG'S TOTAL</u>	<u>4</u>	<u>0</u>	<u>51</u>
<hr/>				
MK	Bank	1	0	1
	Def	6	0	37
	Dism	1	0	18
	Ref. Vacate	0	0	0
	Court Trial	0	0	0
	Other	0	0	2
	<u>MAG'S TOTAL</u>	<u>8</u>	<u>0</u>	<u>58</u>
<hr/>				
PL	Bank	0	0	0
	Def	7	0	16
	Dism	1	2	9
	Ref. Vacate	0	0	0
	Court Trial	0	0	0
	Other	1	21	22
	<u>MAG'S TOTAL</u>	<u>9</u>	<u>23</u>	<u>47</u>
<hr/>				
CEO	Bank	0	0	1
	Def	2	0	14
	Dism	3	0	28
	Ref. Vacate	0	0	0
	Court Trial	0	0	0
	Other	0	0	8
	<u>MAG'S TOTAL</u>	<u>5</u>	<u>0</u>	<u>51</u>
<hr/>				
TJV	Bank	0	0	4
	Def	0	0	15
	Dism	2	0	19
	Ref. Vacate	0	0	0
	Court Trial	0	0	0
	Other	0	0	9
	<u>MAG'S TOTAL</u>	<u>2</u>	<u>0</u>	<u>47</u>
<hr/>				
CW	Bank	1	1	3
	Def	2	0	7
	Dism	2	8	14
	Ref. Vacate	0	0	0
	Court Trial	0	0	0
	Other	1	17	20
	<u>MAG'S TOTAL</u>	<u>6</u>	<u>26</u>	<u>44</u>

---

/

# CUYAHOGA COUNTY COURT OF COMMON PLEAS

DATE: 06/10/2014  
 TIME: 09:53 AM

OFFICE OF THE MAGISTRATES  
 MAGISTRATE'S MONTHLY REF/REIN CASES  
 FROM 05/01/2014 TO 05/31/2014

CMSR418

MAGISTRATE	NEW REFERRALS				REINSTATED			
	Tax Treas.	Tax Cert.	Non-Tax	Total	Tax Treas.	Tax Cert.	Non-Tax	Total
<u>AUGUSTYN/KEVIN/C</u>	0	4	22	26	0	0	3	3
<u>BAKER/GAIL/D</u>	0	3	41	44	0	0	4	4
<u>BUCHA/STEPHEN/M</u>	0	1	19	20	0	1	2	3
<u>CUTHBERT/AMY/R</u>	1	7	37	45	0	0	5	5
<u>DYKE/JOHN/T</u>	0	6	39	45	0	0	1	1
<u>GONZALEZ/TRACEY/</u>	1	5	36	42	0	0	0	0
<u>HIPPLEY/KEVIN/</u>	1	2	42	45	0	0	10	10
<u>JACKSON/JIM/L</u>	0	5	42	47	0	0	4	4
<u>KLEIN/MONICA/</u>	0	2	25	27	0	0	0	0
<u>LUCAS/PAUL/</u>	34	4	23	61	0	0	1	1
<u>OLSZTYN/CHRISTOPHER/E</u>	0	5	33	38	0	0	2	2
<u>VOZAR/THOMAS/J</u>	0	1	40	41	0	0	2	2
<u>WEISS/CAROL/</u>	33	0	24	57	0	0	2	2
<b><u>TOTAL</u></b>	70	45	423	538	0	1	36	37
<b><u>COMBINED TOTAL</u></b>	575							

**CUYAHOGA COUNTY COURT OF COMMON PLEAS**

**OFFICE OF THE MAGISTRATES  
MAG MONTHLY HEARING TOTALS  
Reporting Period: May 2014**

DATE: 06/10/2014  
TIME: 09:53 AM

PAGE: 1  
CMSR3146

Monthly Hearing Total      606

AUGUSTYN  
 Default Hearings            28  
 Tax Hearings                0  
 Pretrials                      10  


---

 TOTAL:                        38

BAKER  
 Default Hearings            36  
 Tax Hearings                0  
 Pretrials                      6  


---

 TOTAL:                        42

BUCHA  
 Default Hearings            43  
 Tax Hearings                0  
 Pretrials                      47  


---

 TOTAL:                        90

CUTHBERT  
 Default Hearings            44  
 Tax Hearings                0  
 Pretrials                      40  


---

 TOTAL:                        84

DYKE  
 Default Hearings            17  
 Tax Hearings                1  
 Pretrials                      5  


---

 TOTAL:                        23

GONZALEZ  
 Default Hearings            41  
 Tax Hearings                0  
 Pretrials                      10  


---

 TOTAL:                        51

HIPPLEY  
 Default Hearings            37  
 Tax Hearings                0  
 Pretrials                      12  


---

 TOTAL:                        49

JACKSON  
 Default Hearings            60  
 Tax Hearings                0  
 Pretrials                      21  


---

 TOTAL:                        81

KLEIN  
 Default Hearings            25  
 Tax Hearings                0  
 Pretrials                      11  


---

 TOTAL:                        36

LUCAS  
 Default Hearings            6  
 Tax Hearings                12  
 Pretrials                      21  


---

 TOTAL:                        39

# CUYAHOGA COUNTY COURT OF COMMON PLEAS

## OFFICE OF THE MAGISTRATES

MAG MONTHLY HEARING TOTALS

Reporting Period: May 2014

DATE: 06/10/2014  
TIME: 09:53 AM

PAGE: 2  
CMSR3146

---

TOTAL:	39
OLSZTYN	
Default Hearings	31
Tax Hearings	0
Pretrials	11
<hr/>	
TOTAL:	42
VOZAR	
Default Hearings	0
Tax Hearings	0
Pretrials	5
<hr/>	
TOTAL:	5
WEISS	
Default Hearings	8
Tax Hearings	8
Pretrials	10
<hr/>	
TOTAL:	26

**CUYAHOGA COUNTY COURT OF COMMON PLEAS**

DATE: 06/10/2014  
 TIME: 9:54 AM

Office of the Magistrates  
 Magistrate's Monthly Case Load  
 MONTH: MAY 2014

PAGE: 1  
 CMSR3147

Magistrate Name	Non Tax Total	Tax Cert.	Tax Treas.	Total Tax	Total Cases
AUGUSTYN	166	41	0	41	207
BAKER	339	88	1	89	428
BUCHA	254	90	0	90	344
CUTHBERT	360	106	13	119	479
DYKE	254	74	14	88	342
GAUNTNER	1	0	0	0	1
GONZALEZ	364	94	1	95	459
HIPPLEY	432	119	1	120	552
JACKSON	401	111	10	121	522
KLEIN	196	51	0	51	247
LUCAS	251	189	405	594	845
OLSZTYN	250	66	5	71	321
VOZAR	365	91	17	108	473
WEISS	133	56	301	357	490
<b>Non Tax Total:</b>	<b>3766</b>	<b>Cert.Tax Total: 1176</b>	<b>Tax Treas. Total: 768</b>	<b>Total Tax: 1944</b>	<b>Total Cases: 5710</b>



***Report CMSR1062 - Judicial Foreclosure Statistics by Judge***

Report CMSR1062 provides a list of judicial foreclosure case activity for each Judge. The report identifies how many cases were pending at the beginning of the period. The new cases filed and cases that were transferred in or reactivated are added to the number pending at the beginning of the period. It then shows the type and number of terminations for the period. The total terminations are subtracted from the total pending which provides the pending at the end of the period.

# CUYAHOGA COUNTY COURT OF COMMON PLEAS

DATE: 06/10/2014  
TIME: 09:48 AM

## Foreclosure Statistics by Judge

Reporting Period: May 2014

PAGE: 1  
CMSR1062

Judge							
<b>AMBROSE, DICK</b>							
Pending at Beg of Period			New Cases Filed	Cases Transferred In / Reactivated			Total
	143		19	8			170
Terminations							
	Bankruptcy	Default	RefVacated	Court Trial	Dismiss	Other	Total
	0	4	0	0	13	10	27
Total Pending at End of Period							143
<b>ASTRAB, MICHAEL</b>							
Pending at Beg of Period			New Cases Filed	Cases Transferred In / Reactivated			Total
	185		21	6			212
Terminations							
	Bankruptcy	Default	RefVacated	Court Trial	Dismiss	Other	Total
	2	9	0	0	3	11	25
Total Pending at End of Period							187
<b>BARKER, PAMELA A</b>							
Pending at Beg of Period			New Cases Filed	Cases Transferred In / Reactivated			Total
	226		13	8			247
Terminations							
	Bankruptcy	Default	RefVacated	Court Trial	Dismiss	Other	Total
	0	10	0	0	5	17	32
Total Pending at End of Period							215
<b>BURNSIDE, JANET R</b>							
Pending at Beg of Period			New Cases Filed	Cases Transferred In / Reactivated			Total
	210		20	7			237
Terminations							
	Bankruptcy	Default	RefVacated	Court Trial	Dismiss	Other	Total
	1	9	0	0	11	14	35
Total Pending at End of Period							202
<b>CALABRESE, DEENA R</b>							
Pending at Beg of Period			New Cases Filed	Cases Transferred In / Reactivated			Total
	173		12	4			189
Terminations							
	Bankruptcy	Default	RefVacated	Court Trial	Dismiss	Other	Total
	0	15	0	0	8	10	33
Total Pending at End of Period							156
<b>CLANCY, MAUREEN</b>							
Pending at Beg of Period			New Cases Filed	Cases Transferred In / Reactivated			Total
	190		15	5			210
Terminations							
	Bankruptcy	Default	RefVacated	Court Trial	Dismiss	Other	Total
	1	8	0	0	13	5	27
Total Pending at End of Period							183
<b>COLLIER-WILLIAMS, CASSANDRA</b>							
Pending at Beg of Period			New Cases Filed	Cases Transferred In / Reactivated			Total
	201		18	5			224
Terminations							
	Bankruptcy	Default	RefVacated	Court Trial	Dismiss	Other	Total
	0	7	0	0	8	9	24
Total Pending at End of Period							200
<b>CORRIGAN, BRIAN J</b>							

**CUYAHOGA COUNTY COURT OF COMMON PLEAS**

DATE: 06/10/2014  
TIME: 09:48 AM

**Foreclosure Statistics by Judge**  
Reporting Period: May 2014

PAGE: 2  
CMSR1062

<b>Judge</b>							
	Pending at Beg of Period		New Cases Filed		Cases Transferred In / Reactivated		Total
	178		22		4		204
Terminations							
	Bankruptcy	Default	RefVacated	Court Trial	Dismiss	Other	Total
	1	1	0	0	6	9	17
	Total Pending at End of Period						187
<b>CORRIGAN, PETER J</b>							
	Pending at Beg of Period		New Cases Filed		Cases Transferred In / Reactivated		Total
	138		23		8		169
Terminations							
	Bankruptcy	Default	RefVacated	Court Trial	Dismiss	Other	Total
	0	6	0	0	4	12	22
	Total Pending at End of Period						147
<b>DONNELLY, MICHAEL P</b>							
	Pending at Beg of Period		New Cases Filed		Cases Transferred In / Reactivated		Total
	224		16		10		250
Terminations							
	Bankruptcy	Default	RefVacated	Court Trial	Dismiss	Other	Total
	0	10	0	0	10	14	34
	Total Pending at End of Period						216
<b>FRIEDLAND, CAROLYN B</b>							
	Pending at Beg of Period		New Cases Filed		Cases Transferred In / Reactivated		Total
	155		15		9		179
Terminations							
	Bankruptcy	Default	RefVacated	Court Trial	Dismiss	Other	Total
	0	10	0	0	5	9	24
	Total Pending at End of Period						155
<b>FRIEDMAN, STUART A</b>							
	Pending at Beg of Period		New Cases Filed		Cases Transferred In / Reactivated		Total
	231		20		13		264
Terminations							
	Bankruptcy	Default	RefVacated	Court Trial	Dismiss	Other	Total
	2	8	0	0	9	14	33
	Total Pending at End of Period						231
<b>FUERST, NANCY A</b>							
	Pending at Beg of Period		New Cases Filed		Cases Transferred In / Reactivated		Total
	129		10		5		144
Terminations							
	Bankruptcy	Default	RefVacated	Court Trial	Dismiss	Other	Total
	2	0	0	0	7	4	13
	Total Pending at End of Period						131
<b>GALL, STEVEN E</b>							
	Pending at Beg of Period		New Cases Filed		Cases Transferred In / Reactivated		Total
	196		11		4		211
Terminations							
	Bankruptcy	Default	RefVacated	Court Trial	Dismiss	Other	Total
	1	15	0	0	7	17	40
	Total Pending at End of Period						171
<b>GALLAGHER, HOLLIE L</b>							

**CUYAHOGA COUNTY COURT OF COMMON PLEAS**

DATE: 06/10/2014  
TIME: 09:48 AM

**Foreclosure Statistics by Judge**  
Reporting Period: May 2014

PAGE: 3  
CMSR1062

<b>Judge</b>							
	Pending at Beg of Period		New Cases Filed	Cases Transferred In / Reactivated			Total
	147		14	10			171
Terminations							
	Bankruptcy	Default	RefVacated	Court Trial	Dismiss	Other	Total
	1	5	0	0	12	9	27
	Total Pending at End of Period						144
<b>GAUL, DANIEL</b>							
	Pending at Beg of Period		New Cases Filed	Cases Transferred In / Reactivated			Total
	256		17	7			280
Terminations							
	Bankruptcy	Default	RefVacated	Court Trial	Dismiss	Other	Total
	1	14	0	0	7	11	33
	Total Pending at End of Period						247
<b>JACKSON, MICHAEL E</b>							
	Pending at Beg of Period		New Cases Filed	Cases Transferred In / Reactivated			Total
	203		14	7			224
Terminations							
	Bankruptcy	Default	RefVacated	Court Trial	Dismiss	Other	Total
	1	9	0	0	9	15	34
	Total Pending at End of Period						190
<b>MASON, LANCE T</b>							
	Pending at Beg of Period		New Cases Filed	Cases Transferred In / Reactivated			Total
	210		18	5			233
Terminations							
	Bankruptcy	Default	RefVacated	Court Trial	Dismiss	Other	Total
	0	4	0	0	9	13	26
	Total Pending at End of Period						207
<b>MATIA, DAVID T</b>							
	Pending at Beg of Period		New Cases Filed	Cases Transferred In / Reactivated			Total
	188		17	9			214
Terminations							
	Bankruptcy	Default	RefVacated	Court Trial	Dismiss	Other	Total
	3	12	0	0	7	13	35
	Total Pending at End of Period						179
<b>MCCLELLAND, ROBERT C</b>							
	Pending at Beg of Period		New Cases Filed	Cases Transferred In / Reactivated			Total
	144		12	5			161
Terminations							
	Bankruptcy	Default	RefVacated	Court Trial	Dismiss	Other	Total
	1	8	0	0	10	10	29
	Total Pending at End of Period						132
<b>MCCORMICK, TIMOTHY</b>							
	Pending at Beg of Period		New Cases Filed	Cases Transferred In / Reactivated			Total
	143		15	4			162
Terminations							
	Bankruptcy	Default	RefVacated	Court Trial	Dismiss	Other	Total
	1	8	0	0	7	8	24
	Total Pending at End of Period						138
<b>MCDONNELL, NANCY R</b>							

**CUYAHOGA COUNTY COURT OF COMMON PLEAS**

DATE: 06/10/2014  
TIME: 09:48 AM

**Foreclosure Statistics by Judge**  
Reporting Period: May 2014

PAGE: 4  
CMSR1062

Judge							
	Pending at Beg of Period		New Cases Filed	Cases Transferred In / Reactivated			Total
	175		20	9			204
Terminations							
	Bankruptcy	Default	RefVacated	Court Trial	Dismiss	Other	Total
	2	5	0	0	3	9	19
Total Pending at End of Period							185
MCMONAGLE, RICHARD J							
	Pending at Beg of Period		New Cases Filed	Cases Transferred In / Reactivated			Total
	135		12	4			151
Terminations							
	Bankruptcy	Default	RefVacated	Court Trial	Dismiss	Other	Total
	0	4	0	0	3	2	9
Total Pending at End of Period							142
O'DONNELL, JOHN P							
	Pending at Beg of Period		New Cases Filed	Cases Transferred In / Reactivated			Total
	129		11	3			143
Terminations							
	Bankruptcy	Default	RefVacated	Court Trial	Dismiss	Other	Total
	1	1	0	0	6	4	12
Total Pending at End of Period							131
RUSSO, JOHN J							
	Pending at Beg of Period		New Cases Filed	Cases Transferred In / Reactivated			Total
	112		0	4			116
Terminations							
	Bankruptcy	Default	RefVacated	Court Trial	Dismiss	Other	Total
	0	9	0	1	10	8	28
Total Pending at End of Period							88
RUSSO, JOSEPH D							
	Pending at Beg of Period		New Cases Filed	Cases Transferred In / Reactivated			Total
	180		14	11			205
Terminations							
	Bankruptcy	Default	RefVacated	Court Trial	Dismiss	Other	Total
	1	6	0	0	7	11	25
Total Pending at End of Period							180
RUSSO, MICHAEL J							
	Pending at Beg of Period		New Cases Filed	Cases Transferred In / Reactivated			Total
	208		16	10			234
Terminations							
	Bankruptcy	Default	RefVacated	Court Trial	Dismiss	Other	Total
	1	8	0	0	5	14	28
Total Pending at End of Period							206
RUSSO, NANCY MARGARET							
	Pending at Beg of Period		New Cases Filed	Cases Transferred In / Reactivated			Total
	124		14	4			142
Terminations							
	Bankruptcy	Default	RefVacated	Court Trial	Dismiss	Other	Total
	0	11	0	0	11	7	29
Total Pending at End of Period							113
SAFFOLD, SHIRLEY STRICKLAND							

**CUYAHOGA COUNTY COURT OF COMMON PLEAS**

DATE: 06/10/2014  
TIME: 09:48 AM

**Foreclosure Statistics by Judge**  
Reporting Period: May 2014

PAGE: 5  
CMSR1062

<b>Judge</b>							
	Pending at Beg of Period		New Cases Filed		Cases Transferred In / Reactivated		Total
	196		14		9		219
Terminations							
	Bankruptcy	Default	RefVacated	Court Trial	Dismiss	Other	Total
	4	15	0	0	12	18	49
	Total Pending at End of Period						170
<b>SHEEHAN, BRENDAN J</b>							
	Pending at Beg of Period		New Cases Filed		Cases Transferred In / Reactivated		Total
	155		17		6		178
Terminations							
	Bankruptcy	Default	RefVacated	Court Trial	Dismiss	Other	Total
	1	21	0	0	10	9	41
	Total Pending at End of Period						137
<b>SUTULA, JOHN D</b>							
	Pending at Beg of Period		New Cases Filed		Cases Transferred In / Reactivated		Total
	223		20		4		247
Terminations							
	Bankruptcy	Default	RefVacated	Court Trial	Dismiss	Other	Total
	1	9	0	0	7	13	30
	Total Pending at End of Period						217
<b>SUTULA, KATHLEEN ANN</b>							
	Pending at Beg of Period		New Cases Filed		Cases Transferred In / Reactivated		Total
	145		21		3		169
Terminations							
	Bankruptcy	Default	RefVacated	Court Trial	Dismiss	Other	Total
	1	9	0	0	6	13	29
	Total Pending at End of Period						140
<b>SYNENBERG, JOAN</b>							
	Pending at Beg of Period		New Cases Filed		Cases Transferred In / Reactivated		Total
	171		16		4		191
Terminations							
	Bankruptcy	Default	RefVacated	Court Trial	Dismiss	Other	Total
	0	7	0	0	7	13	27
	Total Pending at End of Period						164
<b>VILLANUEVA, JOSE` A</b>							
	Pending at Beg of Period		New Cases Filed		Cases Transferred In / Reactivated		Total
	234		18		6		258
Terminations							
	Bankruptcy	Default	RefVacated	Court Trial	Dismiss	Other	Total
	1	7	0	1	7	14	30
	Total Pending at End of Period						228

# *Monthly Summary*

# MONTHLY SUMMARY

## May 2014

NAME	PEND	ASSIGNED			TRIALS						DISP	PENDING				+	-
		CV	CR	TOT	JURY			COURT				CV	FR	CR	TOT		
Dick Ambrose	557	61	39	100	0	1	1	0	1	1	87	253	143	174	570	-13	
Michael K. Astrab	495	62	31	93	0	0	0	0	0	0	81	179	187	141	507	-12	
Pamela A. Barker	549	59	32	91	1	0	1	0	0	0	115	203	215	107	525	+24	
Janet R. Burnside	517	57	45	102	0	0	0	1	0	1	85	221	202	111	534	-17	
Deena R. Calabrese	492	66	24	90	0	0	0	0	0	0	110	225	156	91	472	+20	
Maureen Clancy	479	56	29	85	0	0	0	0	0	0	96	199	183	86	468	+11	
Cassandra Collier-Willia	522	53	29	82	0	0	0	0	0	0	87	180	197	140	517	+5	
Brian J. Corrigan	563	55	32	87	0	0	0	0	0	0	76	298	185	91	574	-11	
Peter J. Corrigan	474	58	28	86	1	0	1	0	0	0	94	213	145	108	466	+8	
Michael P. Donnelly	506	59	29	88	0	1	1	0	0	0	105	192	216	81	489	+17	
Carolyn B. Friedland	520	58	25	83	0	0	0	0	0	0	73	226	155	149	530	-10	
Stuart A. Friedman	537	69	32	101	1	0	1	0	0	0	96	191	231	120	542	-5	
Nancy A. Fuerst	351	55	20	75	0	0	0	0	0	0	66	167	131	62	360	-9	
Steven E. Gall	481	54	31	85	0	1	1	0	0	0	98	185	168	115	468	+13	
Hollie L. Gallagher	418	60	18	78	0	1	1	0	1	1	102	187	144	63	394	+24	
Daniel Gaul	650	60	35	95	0	0	0	0	0	0	89	278	246	132	656	-6	
Michael E Jackson	589	57	38	95	0	0	0	0	1	1	120	227	189	148	564	+25	
Lance T. Mason	501	57	41	98	0	1	1	0	1	1	116	185	207	91	483	+18	
David T. Matia	485	58	41	99	0	0	0	0	1	1	111	188	179	106	473	+12	
Robert C. McClelland	601	55	43	98	0	1	1	0	0	0	135	264	132	168	564	+37	
Timothy McCormick	475	53	27	80	0	2	2	0	1	1	63	261	137	94	492	-17	
Nancy R. McDonnell	471	58	34	92	0	1	1	0	1	1	92	196	184	91	471	0	
Richard J. McMonagle	523	57	26	83	0	0	0	0	0	0	74	302	141	89	532	-9	
John P. O'Donnell	524	51	24	75	0	1	1	1	1	2	72	295	131	101	527	-3	
John J. Russo	248	10	5	15	0	0	0	0	0	0	56	105	88	14	207	+41	
Joseph D. Russo	534	62	38	100	0	1	1	0	0	0	93	220	178	143	541	-7	
Michael J. Russo	498	60	26	86	1	0	1	0	0	0	119	186	206	73	465	+33	
Nancy Margaret Russo	298	57	38	95	0	0	0	0	2	2	95	120	113	65	298	0	
Shirley Strickland Saffold	519	65	43	108	0	1	1	0	0	0	117	208	170	132	510	+9	
Brendan J. Sheehan	416	56	34	90	0	2	2	0	2	2	125	165	137	79	381	+35	
John D. Sutula	570	55	31	86	0	0	0	0	0	0	89	231	216	120	567	+3	
Kathleen Ann Sutula	442	56	43	99	1	0	1	0	0	0	103	186	140	112	438	+4	
Joan Synenberg	486	51	18	69	0	1	1	0	1	1	121	205	156	73	434	+52	
José A. Villanueva	606	57	25	82	0	1	1	0	0	0	88	262	228	110	600	+6	
<b>TOTALS</b>	16897	1917	1054	2971	5	16	21	2	13	15	3249	7203	5836	3580	16619	+278	



# *Year to Date Summary*

# SUMMARY FOR THE COURT

## January - May 2014

NAME	PEND	ASSIGNED			TRIALS COURT						DISP	PENDING				+	-
		CV	CR	TOT	CV	CR	TOT	CV	CR	TOT		CV	FR	CR	TOT		
Dick Ambrose	529	295	201	496	0	4	4	2	4	6	455	253	143	174	570	-41	
Michael K. Astrab	510	308	158	466	0	2	2	0	0	0	469	179	187	141	507	+3	
Pamela A. Barker	535	299	153	452	1	0	1	0	1	1	462	203	215	107	525	+10	
Janet R. Burnside	538	305	169	474	0	7	7	2	1	3	478	221	202	111	534	+4	
Deena R. Calabrese	503	323	137	460	0	1	1	0	0	0	491	225	156	91	472	+31	
Maureen Clancy	447	303	159	462	0	4	4	0	1	1	441	199	183	86	468	-21	
Cassandra Collier-Willia	489	299	184	483	0	3	3	0	1	1	455	180	197	140	517	-28	
Brian J. Corrigan	577	300	147	447	1	2	3	0	3	3	450	298	185	91	574	+3	
Peter J. Corrigan	553	298	140	438	2	0	2	3	0	3	525	213	145	108	466	+87	
Michael P. Donnelly	523	296	128	424	3	4	7	0	3	3	458	192	216	81	489	+34	
Carolyn B. Friedland	562	308	172	480	1	0	1	0	2	2	512	226	155	149	530	+32	
Stuart A. Friedman	565	318	165	483	1	1	2	0	0	0	506	191	231	120	542	+23	
Nancy A. Fuerst	241	275	127	402	0	2	2	0	0	0	283	167	131	62	360	-119	
Steven E. Gall	465	305	166	471	3	8	11	0	1	1	468	185	168	115	468	-3	
Hollie L. Gallagher	428	289	122	411	2	3	5	0	2	2	445	187	144	63	394	+34	
Daniel Gaul	621	311	177	488	0	2	2	0	0	0	453	278	246	132	656	-35	
Michael E. Jackson	550	315	184	499	2	1	3	0	2	2	485	227	189	148	564	-14	
Lance T. Mason	534	298	164	462	1	1	2	0	2	2	513	185	207	91	483	+51	
David T. Matia	507	310	188	498	0	2	2	0	1	1	532	188	179	106	473	+34	
Robert C. McClelland	568	293	222	515	1	3	4	1	0	1	519	264	132	168	564	+4	
Timothy McCormick	484	287	162	449	2	9	11	0	3	3	441	261	137	94	492	-8	
Nancy R. McDonnell	443	306	171	477	0	1	1	0	3	3	449	196	184	91	471	-28	
Richard J. McMonagle	542	253	143	396	0	1	1	0	2	2	406	302	141	89	532	+10	
John P. O'Donnell	466	271	141	412	1	2	3	4	1	5	351	295	131	101	527	-61	
John J. Russo	441	124	31	155	0	2	2	0	1	1	389	105	88	14	207	+234	
Joseph D. Russo	533	296	173	469	0	1	1	0	1	1	461	220	178	143	541	-8	
Michael J. Russo	476	307	157	464	2	5	7	1	0	1	475	186	206	73	465	+11	
Nancy Margaret Russo	325	307	150	457	0	2	2	0	4	4	484	120	113	65	298	+27	
Shirley Strickland Saffold	537	310	188	498	1	1	2	0	0	0	525	208	170	132	510	+27	
Brendan J. Sheehan	360	305	160	465	1	7	8	0	3	3	444	165	137	79	381	-21	
John D. Sutula	572	310	164	474	2	1	3	1	1	2	479	231	216	120	567	+5	
Kathleen Ann Sutula	437	319	169	488	1	9	10	0	1	1	487	186	140	112	438	-1	
Joan Synenberg	443	304	134	438	2	2	4	0	1	1	447	205	156	73	434	+9	
José A. Villanueva	617	295	137	432	2	3	5	3	1	4	449	262	228	110	600	+17	
<b>TOTALS</b>	16921	10042	5343	15385	32	96	128	17	46	63	15687	7203	5836	3580	16619	+302	

# *Corrections/Adjustments*