



***Statistics Report  
April 2014***

***John J. Russo  
Administrative and Presiding Judge***

**TABLE OF CONTENTS**

**Criminal Statistics**

*Newly Filed, Re-Activated and Transferred in Cases* \_\_\_\_\_ 4

*Yearly Criminal Terminations* \_\_\_\_\_ 5

*Pending Criminal Cases End of Period* \_\_\_\_\_ 6

*Clearance Rate* \_\_\_\_\_ 7

*Arrest to Disposition Timeline* \_\_\_\_\_ 8

*Average Arrest to Disposition Timeline (Jail Cases)* \_\_\_\_\_ 9

*Average Arrest to Disposition Timeline (Non-Jail Cases)* \_\_\_\_\_ 10

*Average Arrest to Disposition Timeline (Jail and Non-Jail Cases)* \_\_\_\_\_ 11

*Yearly Average Arrest to Disposition Timeline* \_\_\_\_\_ 12

*Indictments and Informations Filed With the Clerk of Courts* \_\_\_\_\_ 13

*Bail Case Arraignment Activity* \_\_\_\_\_ 14

*Overall Arraignment Statistics* \_\_\_\_\_ 15

**Foreclosure Statistics**

*Total Pending Judicial Foreclosure Cases Referred to Magistrates (A)* \_\_\_\_\_ 17

*Total Pending Judicial Foreclosure Cases Referred to Magistrates (B)* \_\_\_\_\_ 18

*Total Pending Judicial Foreclosure Cases Referred to Magistrates (C)* \_\_\_\_\_ 19

*Total Pending Tax Lien & Certificate Cases Referred to Magistrates (A)* \_\_\_\_\_ 20

*Total Pending Tax Lien & Certificate Cases Referred to Magistrates (B)* \_\_\_\_\_ 21

*Total Pending Tax Lien & Certificate Cases Referred to Magistrates (C)* \_\_\_\_\_ 22

*Percentage of Pending Judicial Foreclosure Cases By Filing Year* \_\_\_\_\_ 23

*Judicial Foreclosure Clearance Rate Year 2011* \_\_\_\_\_ 26

*Judicial Foreclosure Clearance Rate Year 2012* \_\_\_\_\_ 24

*Judicial Foreclosure Clearance Rate Year 2014* \_\_\_\_\_ 25

*Avg. Number of Days to Disp. (Excl. Bank. Stays & Tax Lien & Tax Cert.)* \_\_\_\_\_ 27

*Avg. Number of Days to Disp. (Excl. Bank. Stays & Incl. Tax Lien & Tax Cert.)* \_\_\_\_\_ 28

*Total New Judicial Foreclosure Filings* \_\_\_\_\_ 29

*New Marsh of Lien/Quiet Title/Partition Case Filings for Years 2005 – 2014 YTD* \_\_\_\_\_ 30

*New Marsh of Lien/Quiet Title/Partition Case Filings by month for 2014 YTD* \_\_\_\_\_ 30

*New Tax Lien & Certificate Filings for Years 2005 – 2014 YTD* \_\_\_\_\_ 31

*New Tax Lien & Certificate Filings by Month for Year 2014 YTD* \_\_\_\_\_ 31

*Total New Judicial Foreclosure Filings Years 2005 – 2014 YTD* \_\_\_\_\_ 32

*Total New Judicial Foreclosure Filings by Month for Year 2014 YTD* \_\_\_\_\_ 32

*Magistrate's Monthly Reports* \_\_\_\_\_ 33

*Report CMSR1062 - Judicial Foreclosure Statistics by Judge* \_\_\_\_\_ 41

*Monthly Summary* \_\_\_\_\_ 48

*Year to Date Summary* \_\_\_\_\_ 50

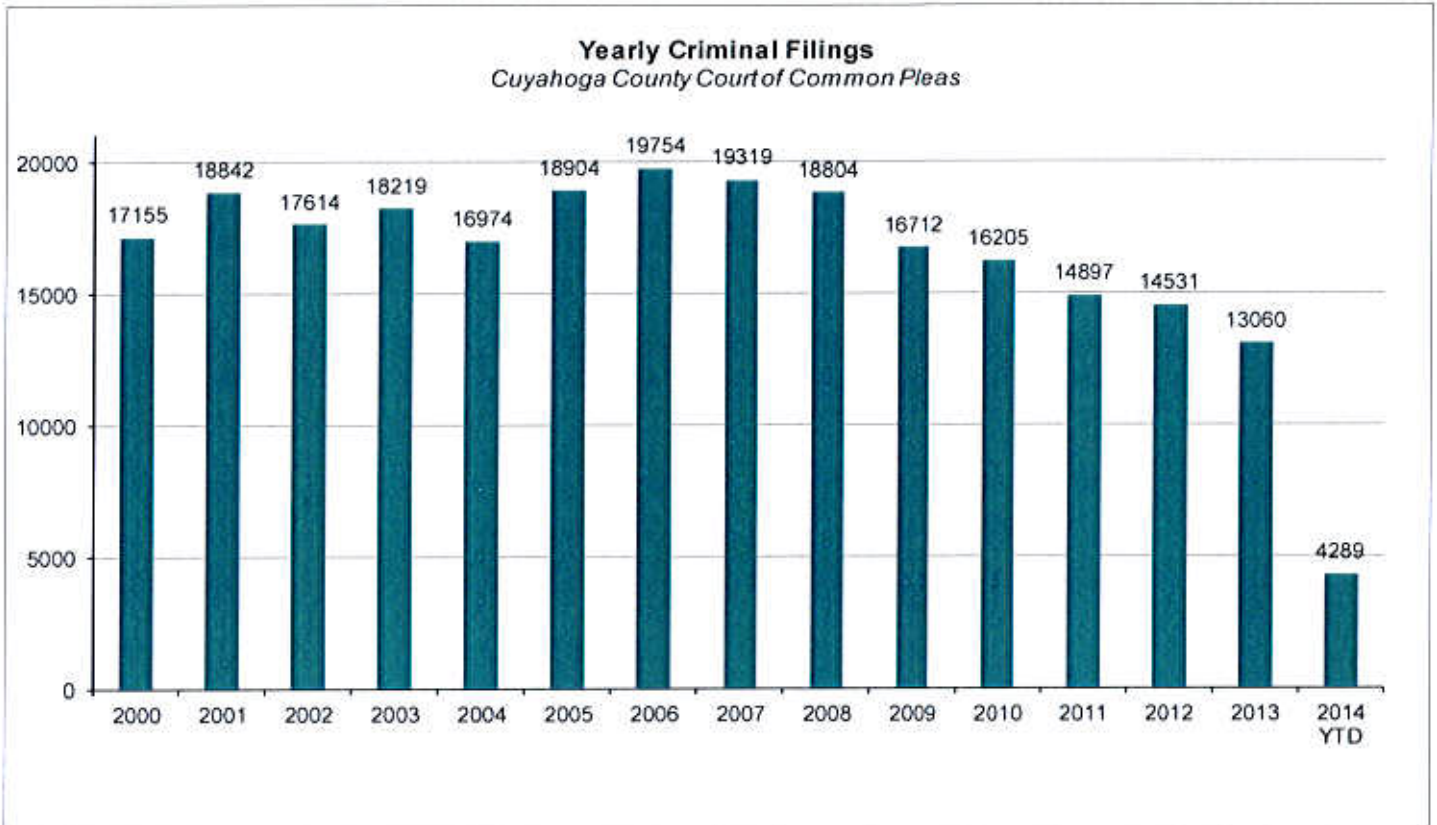
*Corrections/Adjustments* \_\_\_\_\_ 52

# *Criminal Case Statistics*

# CUYAHOGA COUNTY COMMON PLEAS COURT

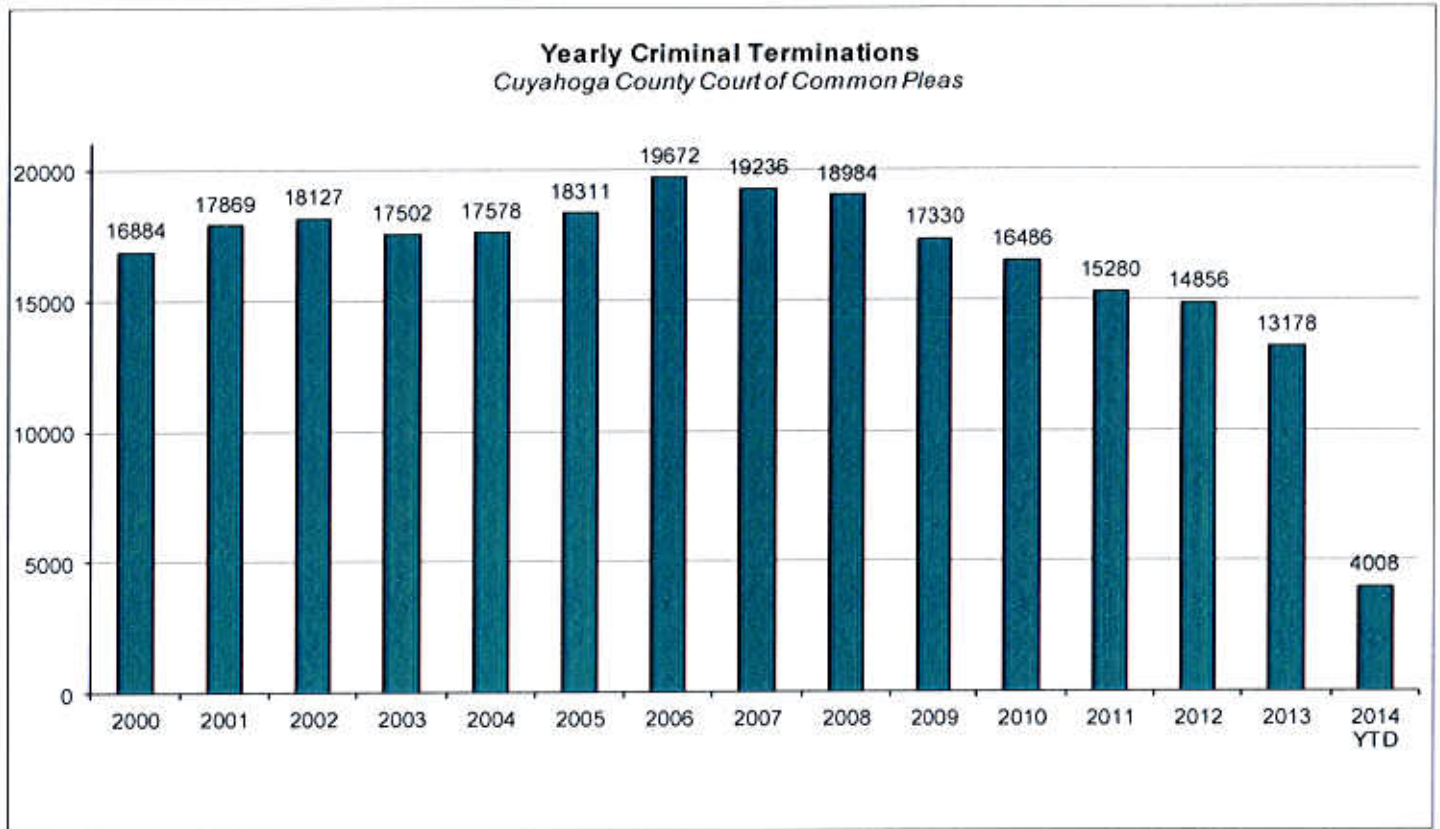
## Newly Filed, Re-Activated and Transferred in Cases

The following chart is a representation of all filed cases in Cuyahoga County Court of Common Pleas from 2000 – April 2014. Newly filed cases are defined as having been arraigned and assigned to a Judge. Re-activated cases are defined as cases where a defendant was unavailable for trial and has now become ready to proceed. Transferred cases are defined as cases moved from one judge's docket to another. This could be due to re-assignment to a Mental Health Judge or after additional information indicates that by Court rule, the case should have been assigned to another Judge.



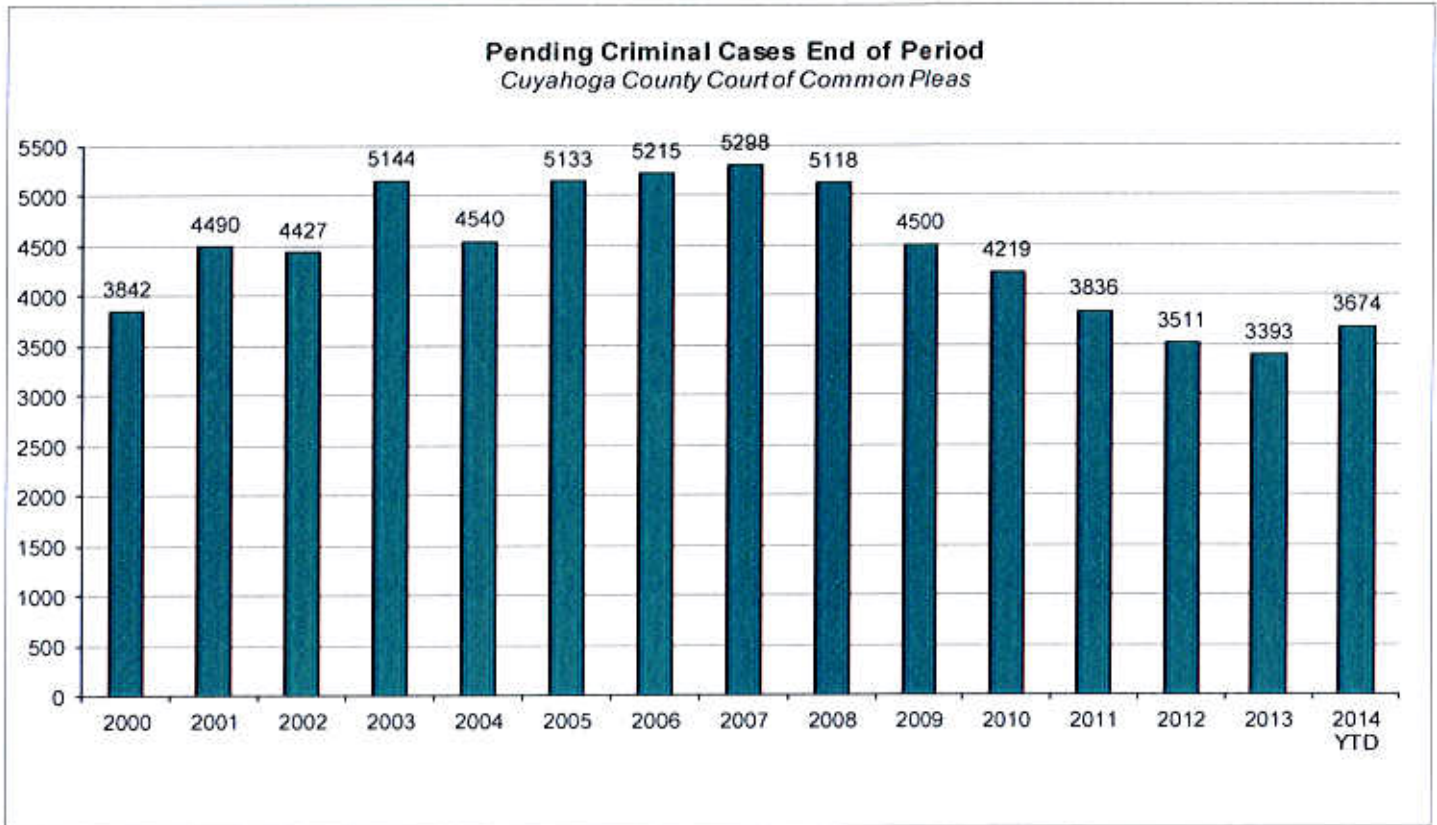
## Yearly Criminal Terminations

The following chart represents cases that have been terminated by the court from 2000 – April 2014. These cases have been terminated either by trial; plea, dismissal or a defendant is unavailable for trial or sentencing.



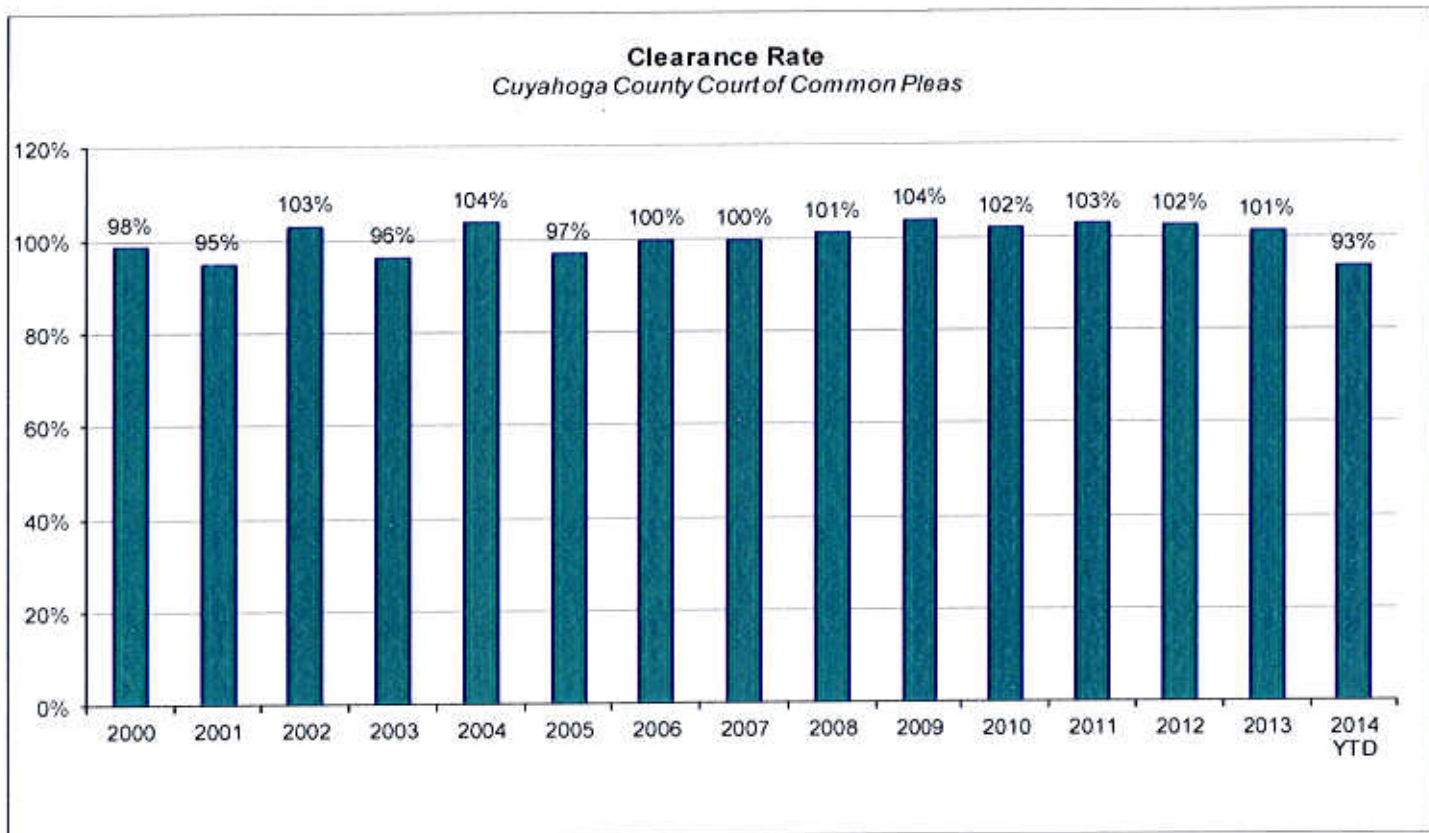
## Pending Criminal Cases End of Period

The following chart represents the total number of cases pending at the end of the reporting period from 2000 – April 2014. Pending criminal cases at the end of the period is determined by adding the total number of pending cases at the beginning of the reporting period, and all newly filed, re-activated and transferred in cases. The total number of cases terminated in the period is subtracted from the sum total pending at the beginning of the period to give the value pending at the end of the period.



## Clearance Rate

The Clearance Rate is the total number of outgoing cases as a percentage of the number of incoming cases. Clearance rate measures whether the court is keeping up with its incoming caseload. If cases are not disposed in a timely manner, a backlog of cases awaiting disposition will grow. A Clearance Rate of 100% indicates that at least as many cases have been filed, reopened, or reactivated in a period have been disposed.



## *Arrest to Disposition Timeline*

Arrest to disposition timeline is a method to measure how felony cases flow through the Cuyahoga County Criminal Justice System. By capturing how long a case takes to move from stage to stage, we can examine where problems may exist and where potential improvements in case processing can be made.

The source data was extracted from the Cuyahoga County Court of Common Pleas Case Management System. The overall population of sample data was based on cases terminated in a given month excluding cases that have gone through diversion programs. A case is defined as a defendant and all charges involved in a single incident. The period for the extracted data is from April 2014.

The stages examined were:

Arrest to Indictment  
Indictment to Arraignment  
Arraignment to 1<sup>st</sup> Pre-Trial  
1<sup>st</sup> Pre-Trial to Plea/Trial  
Plea/Trial to Termination

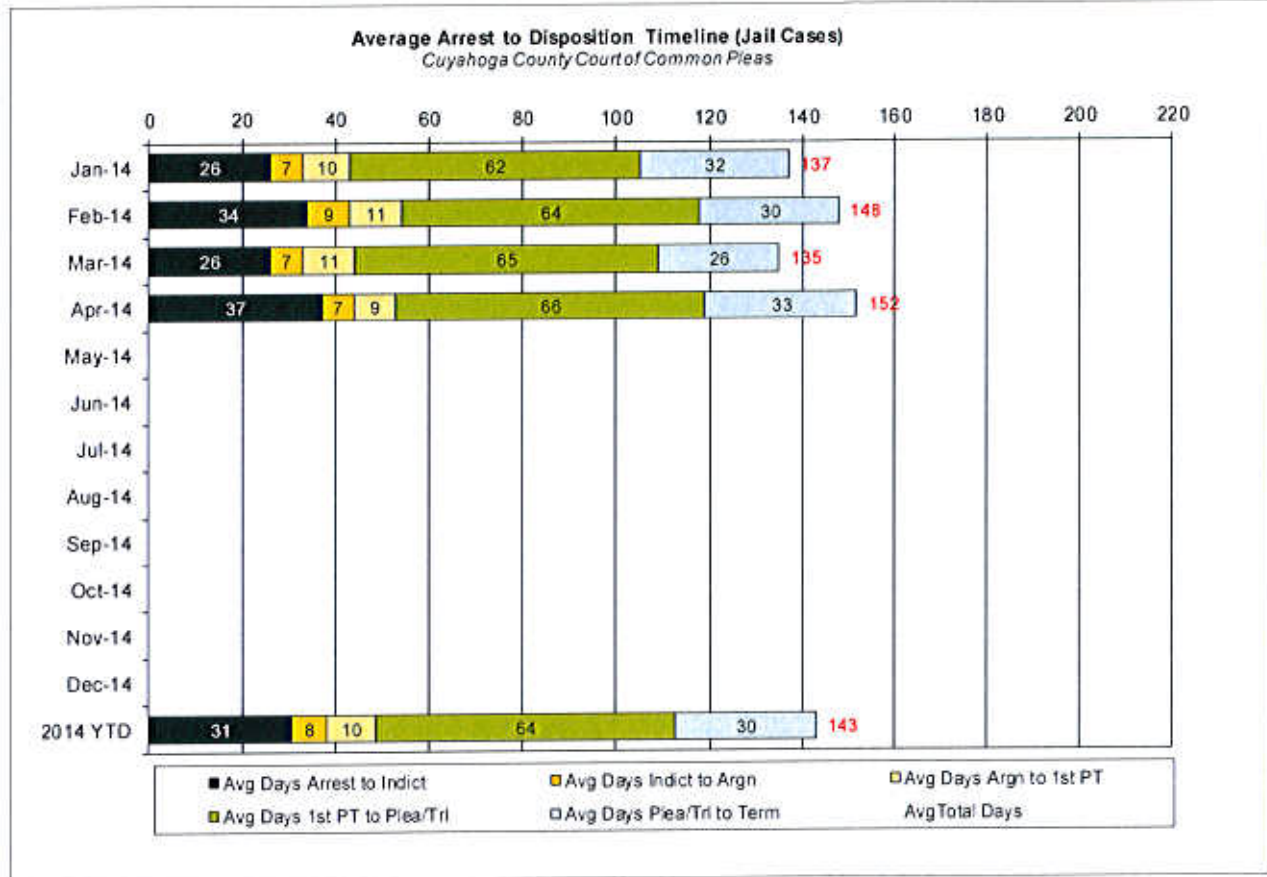
Due to the fact that each case may or may not have all of the stage date elements, a method to arrive at stage averages was applied. For a case to be included in the average for a stage there would need to be both dates for the given stage. A case would be included in the Arrest to Indictment stage if both arrest date and indictment date were available. This method was applied to each of the five stages. Next we calculated the total number of cases that met the date criteria for each of the ranges and also the total number of days between each date. To arrive at an average, the total number of days for each case in each range was calculated and divided by the total number of cases that met the date criteria. If a case had a time period or periods where the defendant was capiased or referred to the Psych Clinic, that amount of time was subtracted from the appropriate range. For re-indicted cases, the original arrest date is used.

The following three charts are for Jail, Non-Jail and combined Jail and Non-Jail cases. Jail and Non-Jail cases are defined by the posting of bond prior to plea or trial.

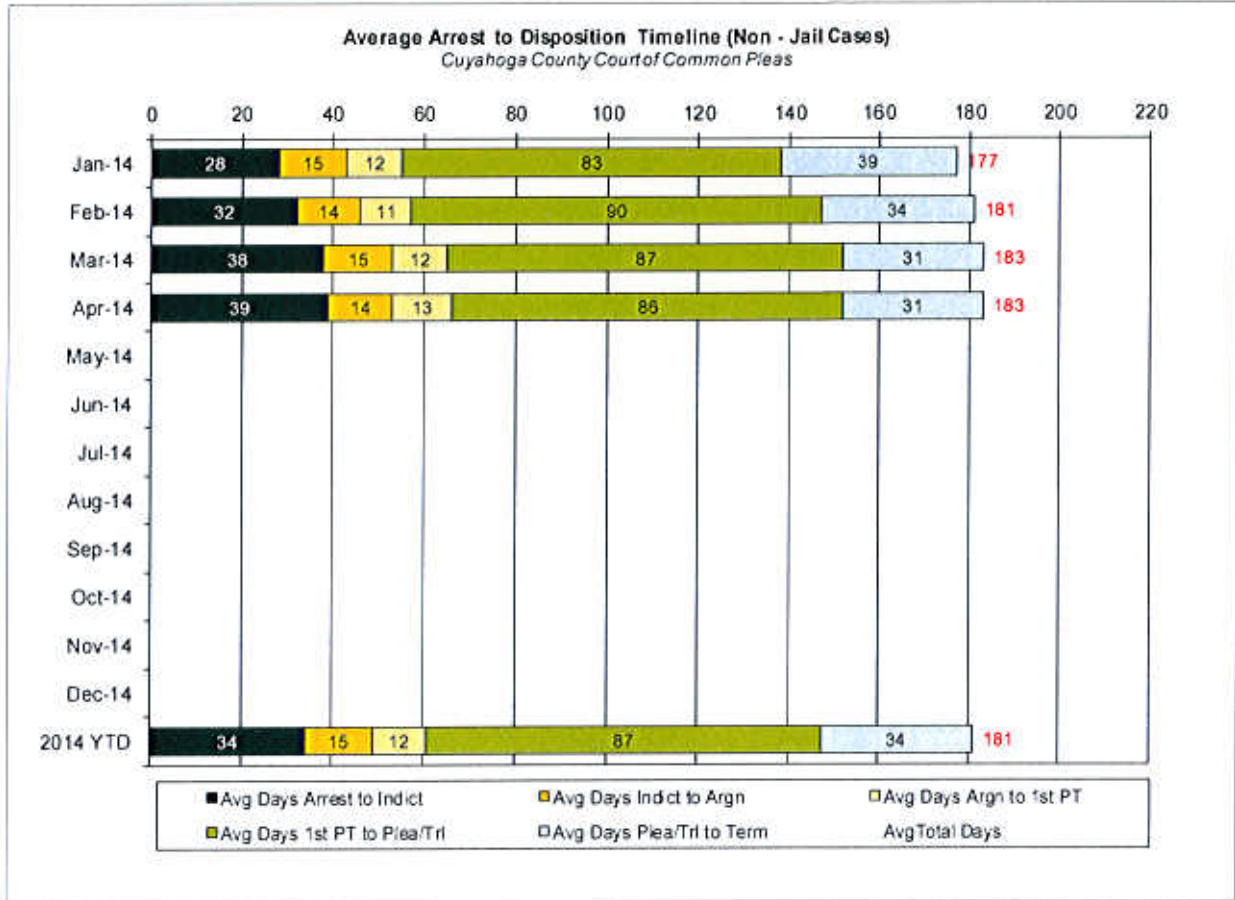


# CUYAHOGA COUNTY COMMON PLEAS COURT

## Average Arrest to Disposition Timeline (Jail Cases)

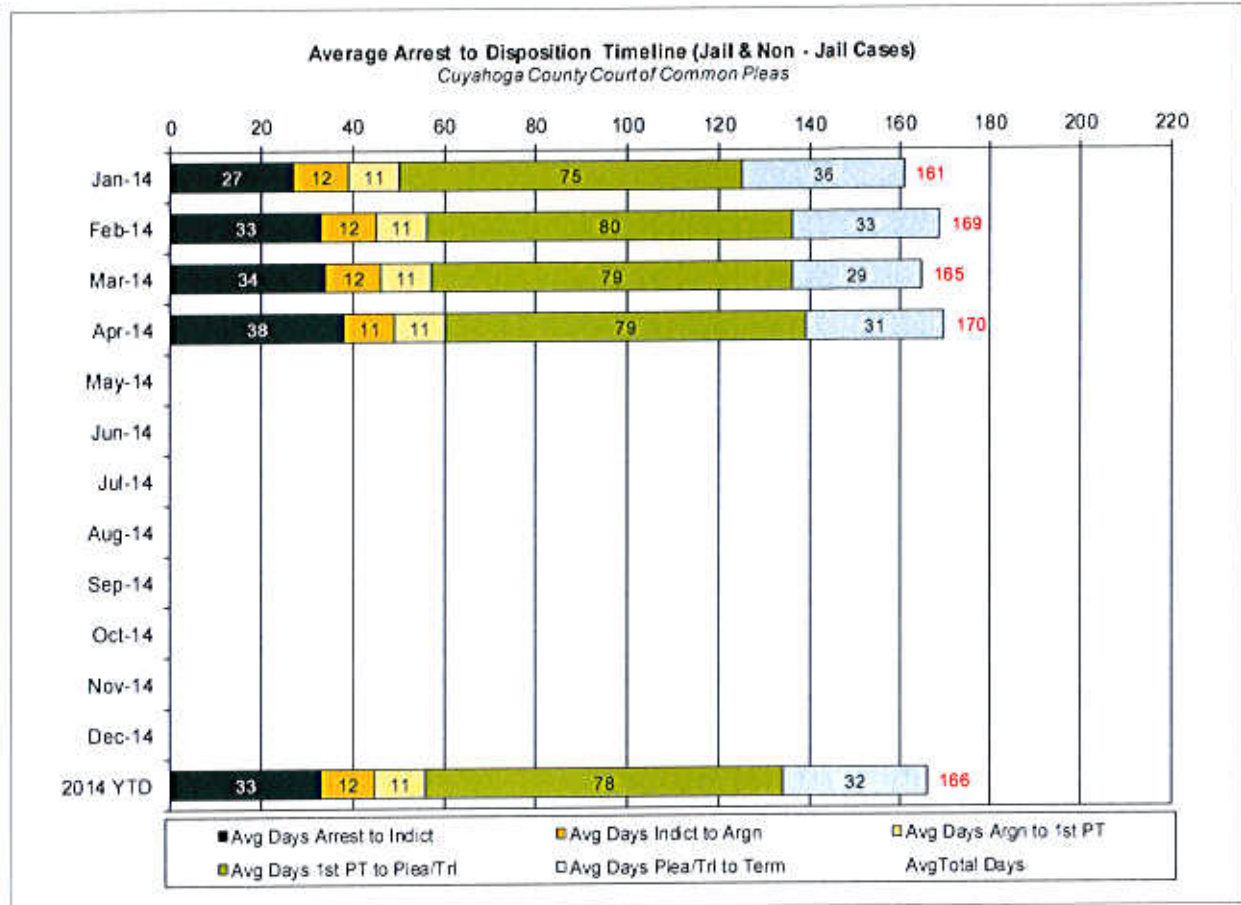


## Average Arrest to Disposition Timeline (Non-Jail Cases)



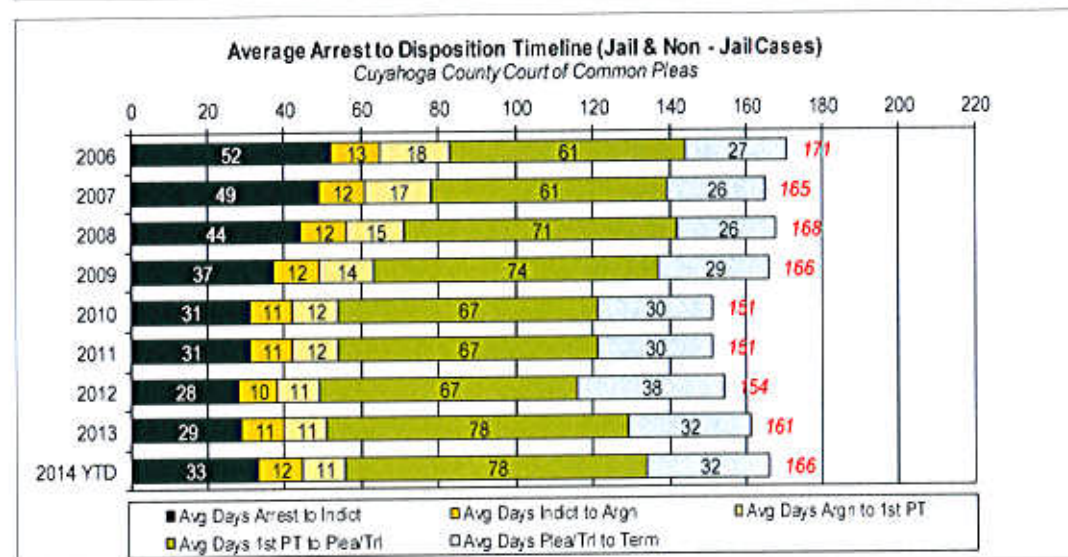
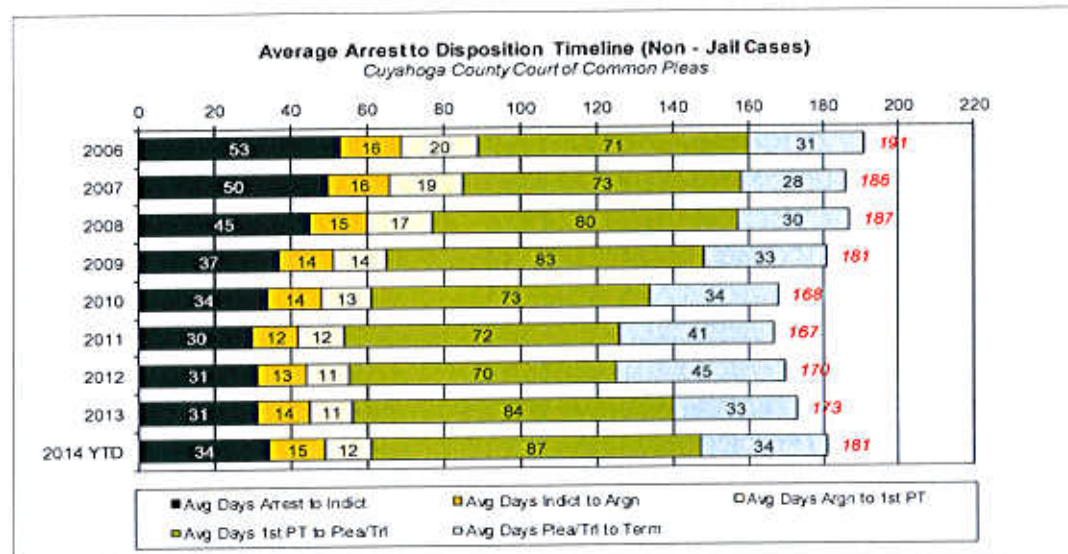
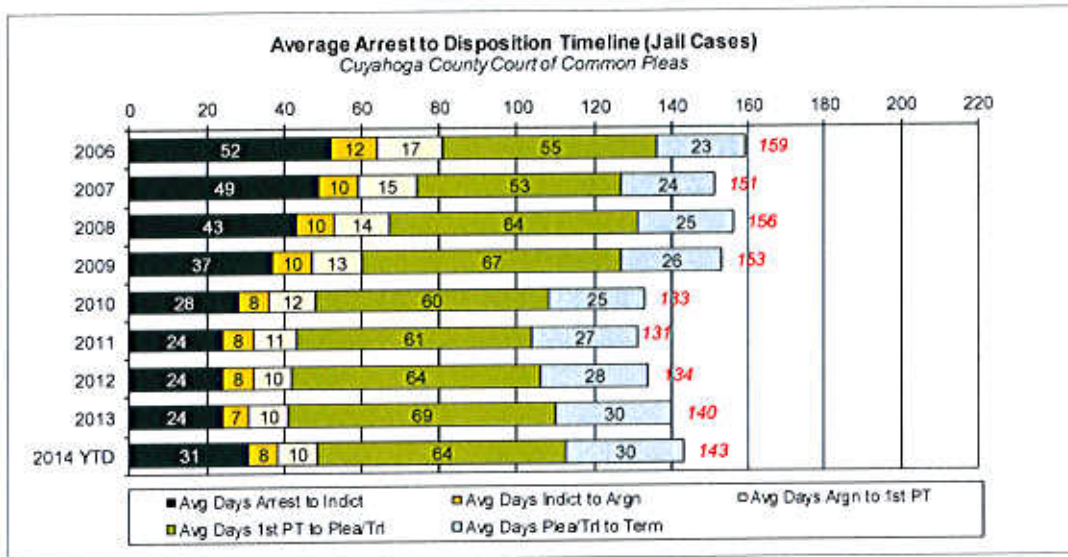
# CUYAHOGA COUNTY COMMON PLEAS COURT

## Average Arrest to Disposition Timeline (Jail and Non-Jail Cases)



# CUYAHOGA COUNTY COMMON PLEAS COURT

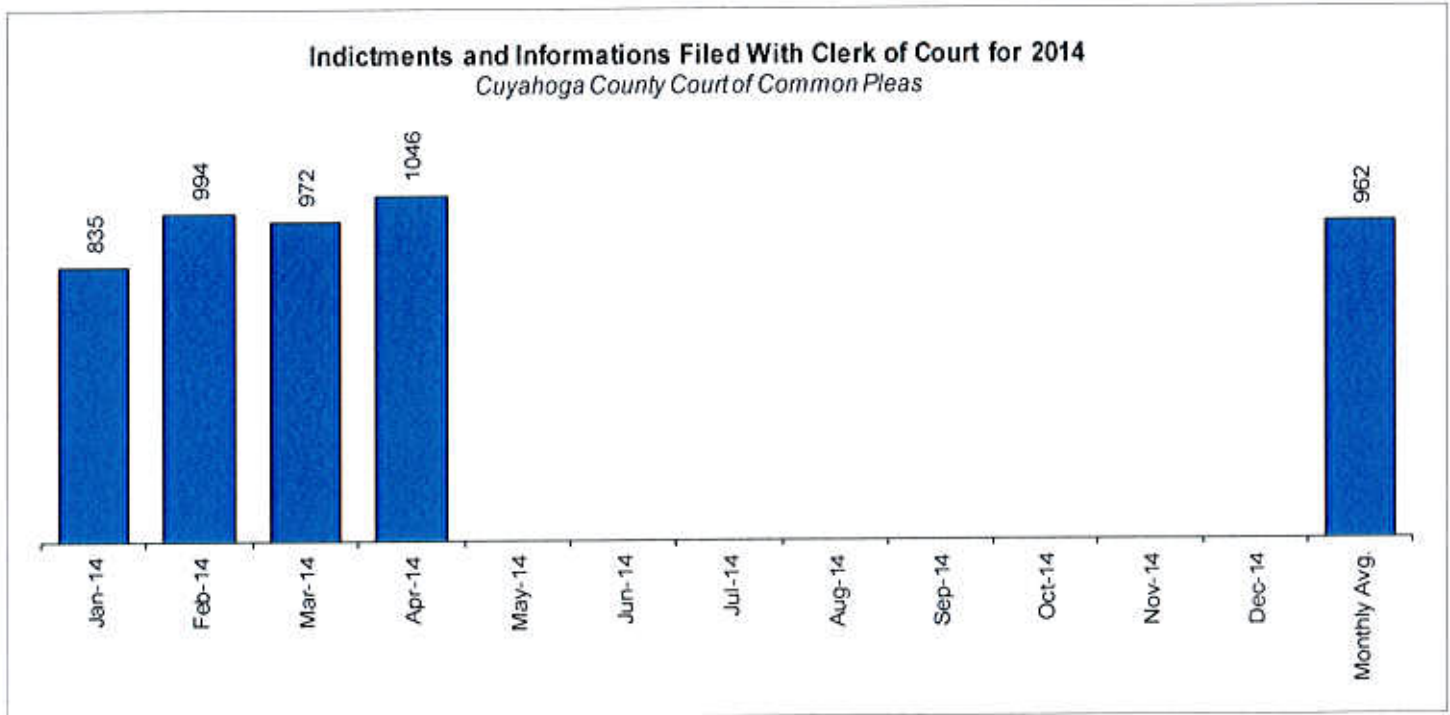
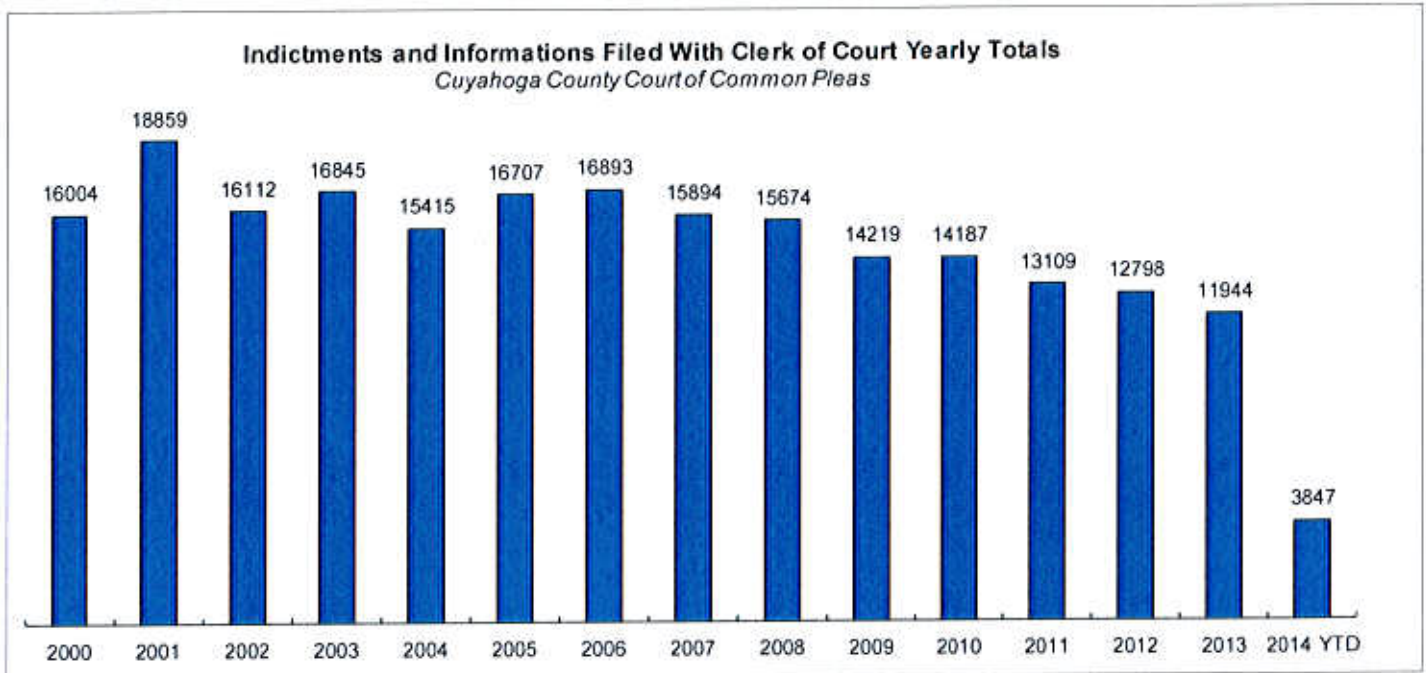
## Yearly Average Arrest to Disposition Timeline



# CUYAHOGA COUNTY COMMON PLEAS COURT

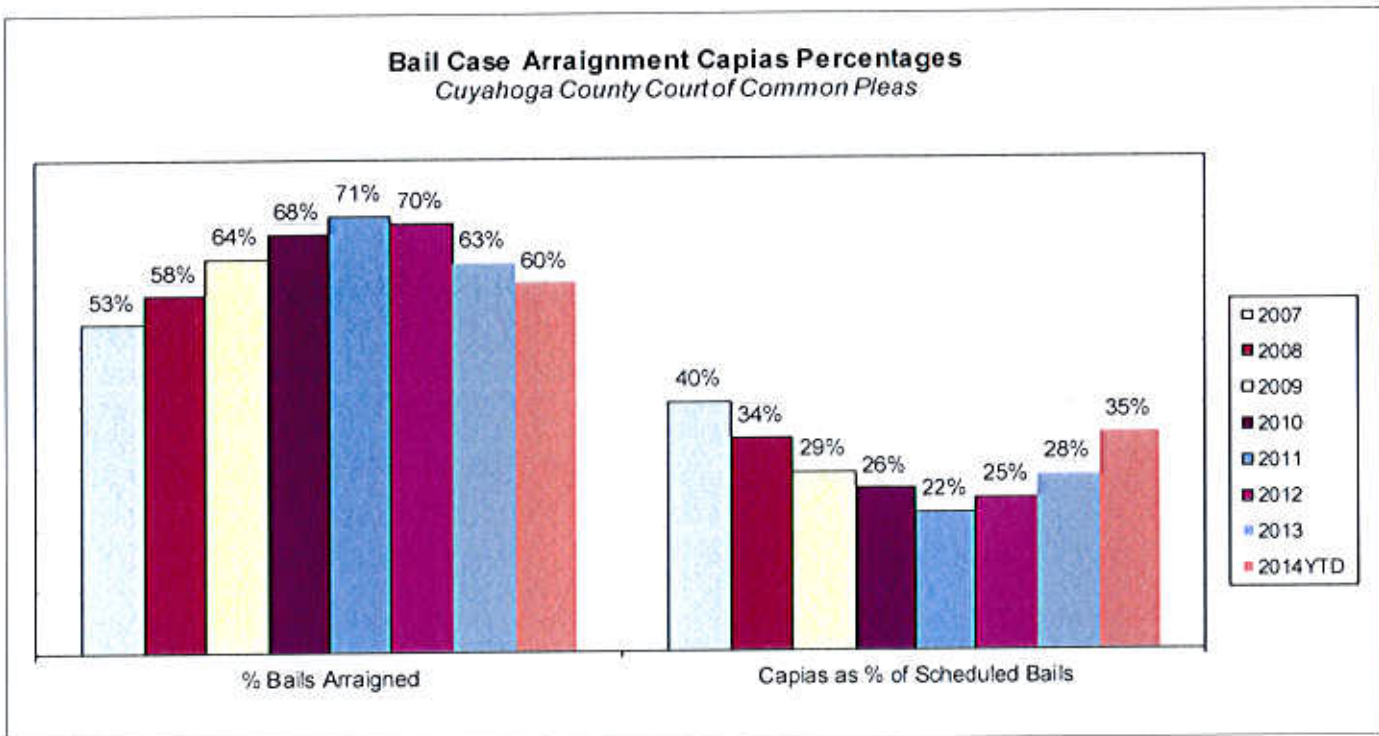
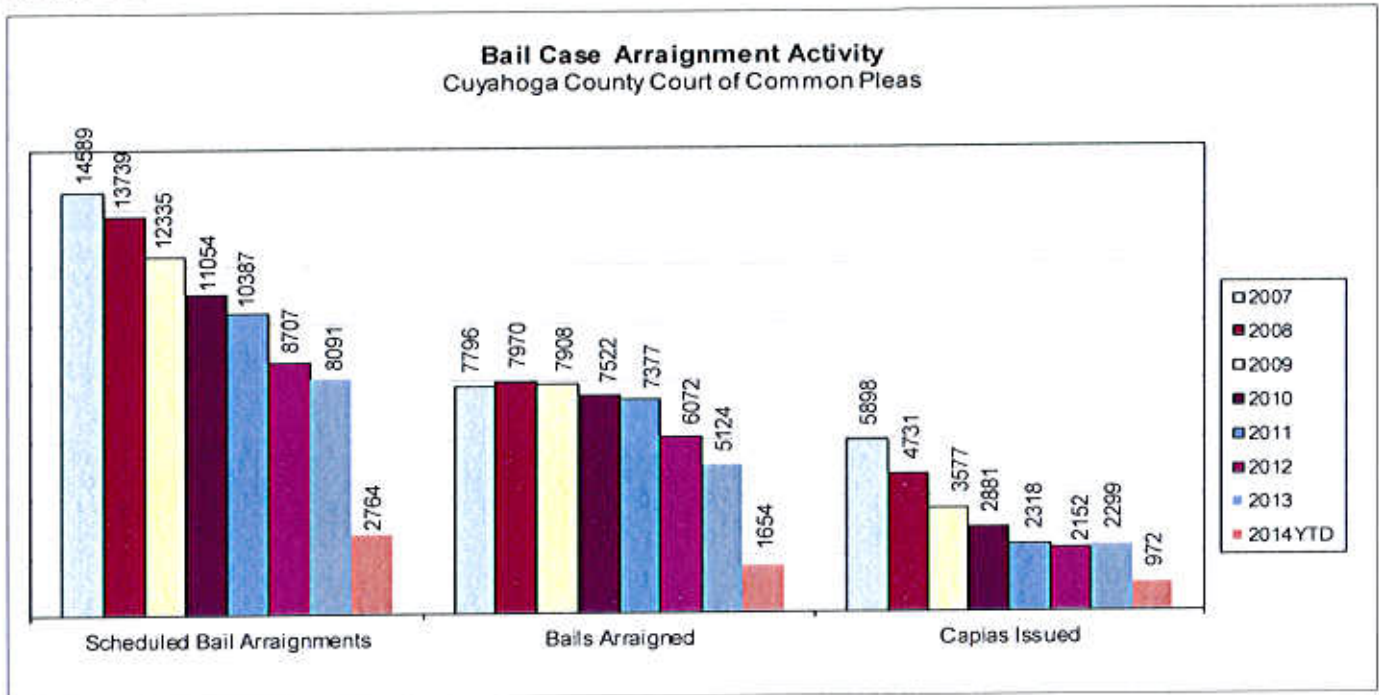
## Indictments and Informations Filed With the Clerk of Courts

The following charts are reflective of Indictments and Informations filed with the Criminal Clerk of Courts from 2000. The source for this information was the Criminal Clerk's Office.



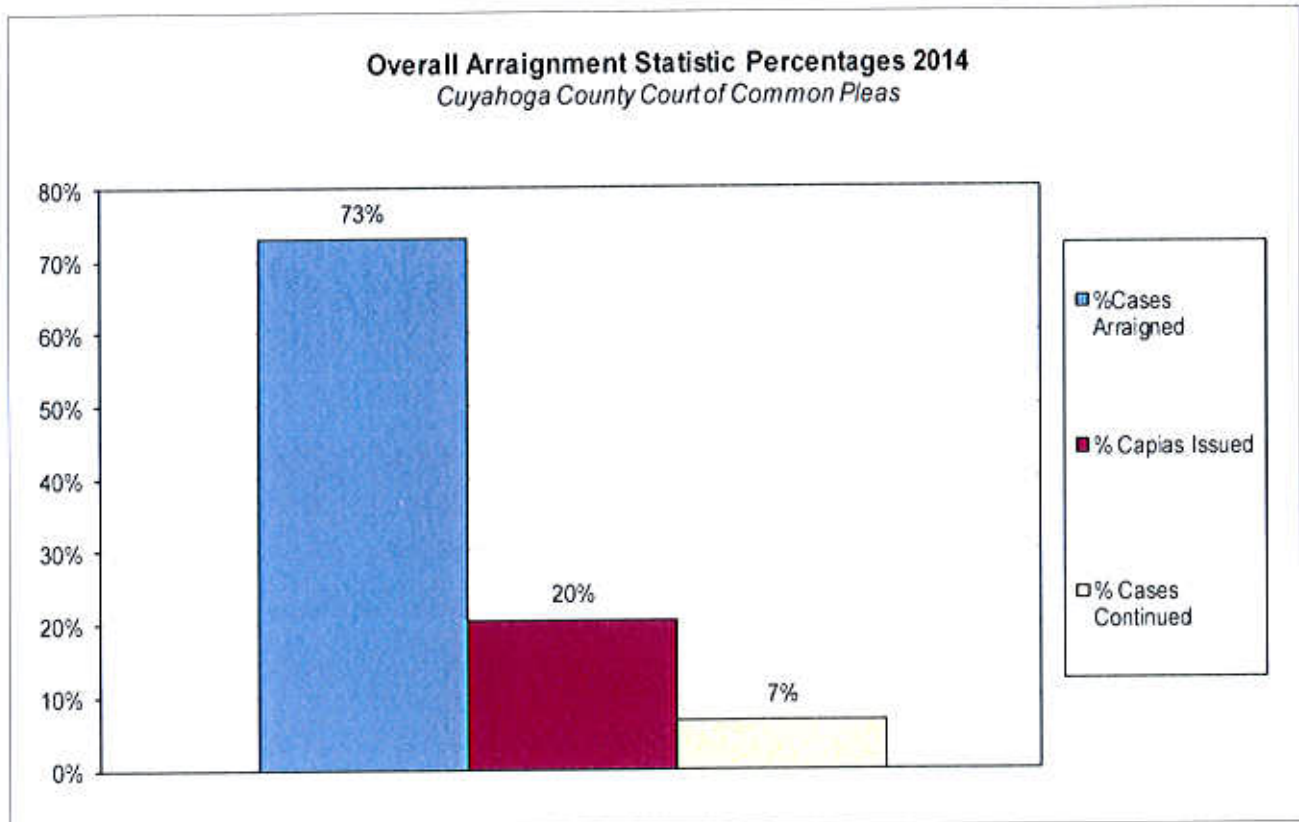
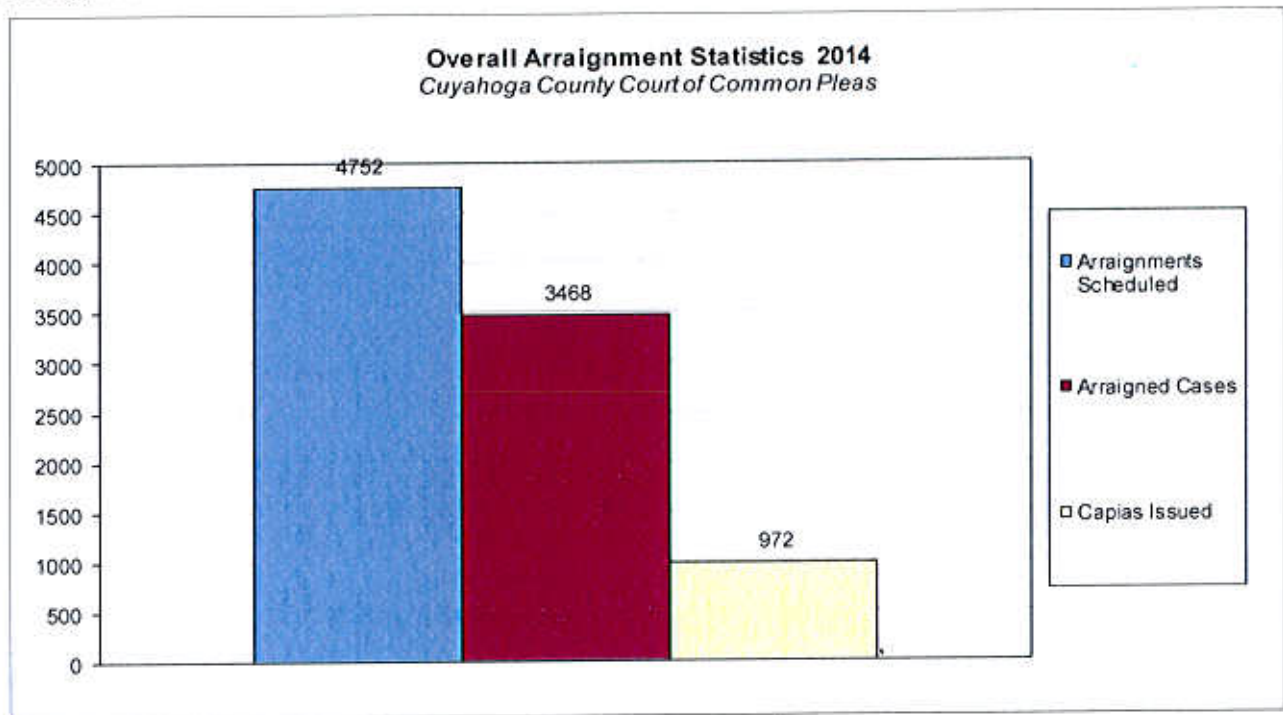
## Bail Case Arraignment Activity

The following charts are reflective of arraignment activity where the defendant was not incarcerated at the time of arraignment. The source for this information was the Criminal Records Department.



## Overall Arraignment Statistics

The arraignment statistics were provided by the Criminal Records Department. They are provided to give a representation of arraignment activity in the Court in 2014. These statistics include jail and non-jail arraignments.



# Judicial Foreclosure Statistics<sup>1</sup>

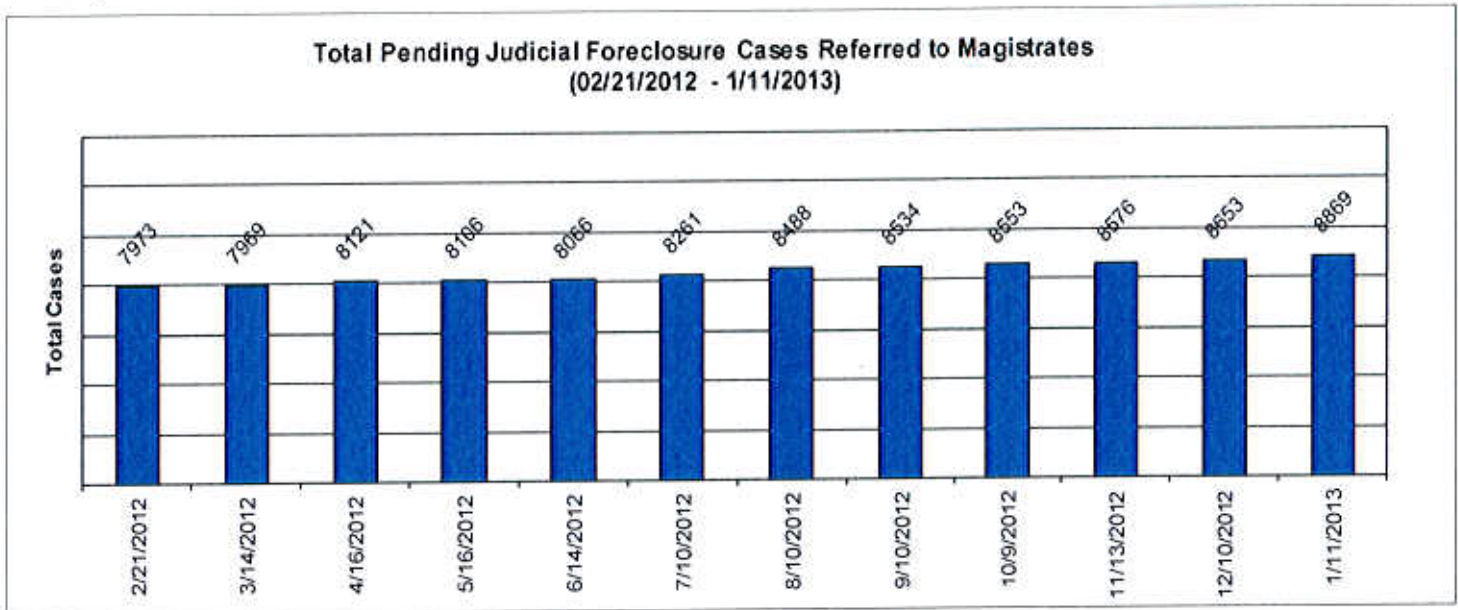
<sup>1</sup> For clarification purposes, Foreclosure cases in this report are identified as Judicial Foreclosure filings (filing codes 1460 (Foreclosure Marsh. Of Lien), 1465(Tax Lien), 1466 (Tax Certificate), 1470 (Quiet Title), and 1480 (Partition)). These cases are different from Board of Revision Foreclosures, which are not reported here.



# CUYAHOGA COUNTY COMMON PLEAS COURT

## Total Pending Judicial Foreclosure Cases Referred to Magistrates (A)

The following chart is a display of the total number of pending Judicial Foreclosure cases referred to the Magistrates on specific dates. The table below shows the number of these cases pending from each year since 1990.

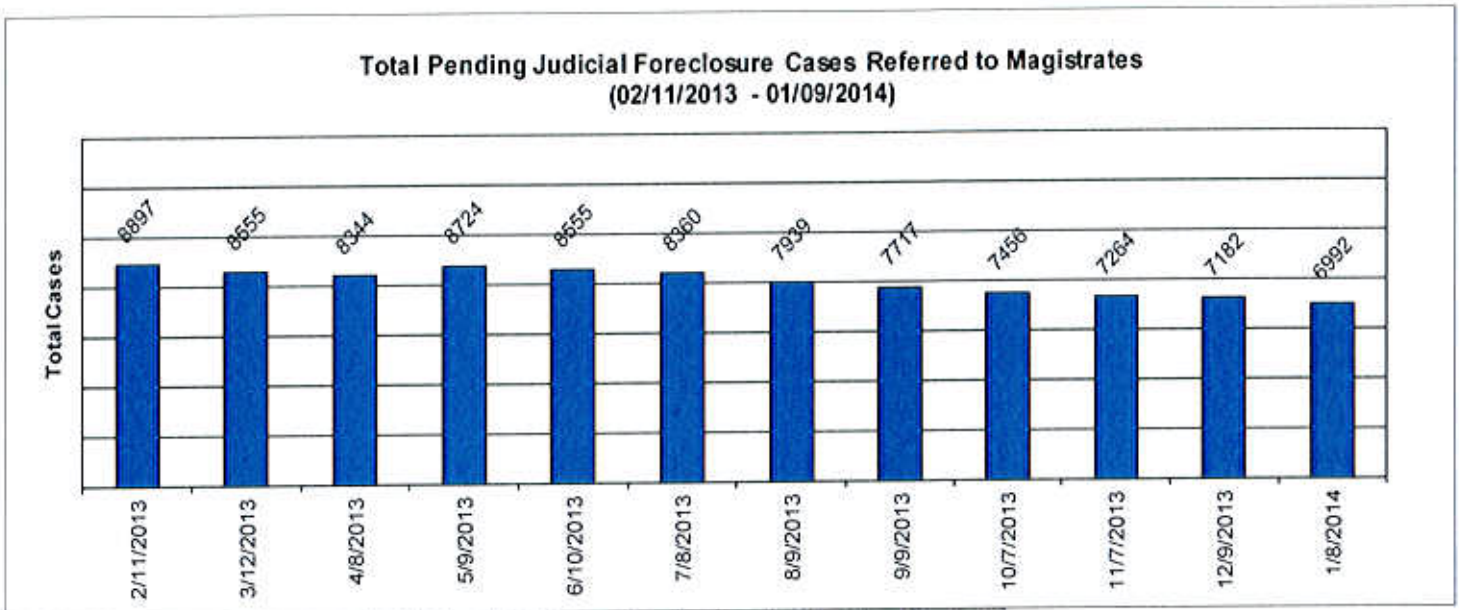


	As of:	2/21/2012	3/14/2012	4/16/2012	5/16/2012	6/14/2012	7/10/2012	8/10/2012	9/10/2012	10/9/2012	11/13/2012	12/10/2012	1/11/2013
<b>Year</b>													
1990		0	0	0	0	0	0	0	0	0	0	0	0
1991		0	0	0	0	0	0	0	0	0	0	0	0
1992		0	0	0	0	0	0	0	0	0	0	0	0
1993		0	0	0	0	0	0	0	0	0	0	0	0
1994		0	0	0	0	0	0	0	0	0	0	0	0
1995		0	0	0	0	0	0	0	0	0	0	0	0
1996		0	0	0	0	0	0	0	0	0	0	0	0
1997		0	0	0	0	0	0	0	0	0	0	0	0
1998		0	0	0	0	0	0	0	0	0	0	0	0
1999		0	0	0	0	0	0	0	0	0	0	0	0
2000		0	0	0	0	0	0	0	0	0	0	0	0
2001		0	0	0	0	0	0	0	0	0	1	1	0
2002		10	10	10	11	10	10	10	10	10	10	10	10
2003		2	2	2	2	2	2	2	2	2	2	2	2
2004		3	3	2	2	2	2	2	1	2	1	1	1
2005		0	0	0	0	1	2	2	2	2	2	2	2
2006		8	8	8	8	8	7	5	5	5	5	5	5
2007		16	17	18	34	32	36	34	31	31	29	29	27
2008		28	30	26	24	23	23	20	18	15	13	14	12
2009		165	155	154	140	129	126	120	122	114	105	101	94
2010		742	661	572	491	445	415	392	343	293	261	240	221
2011		5528	4981	4267	3615	3096	2728	2283	1916	1619	1384	1204	1041
2012		1471	2102	3062	3779	4318	4910	5618	6084	6460	6763	7044	7175
2013													279
<b>Total</b>		<b>7973</b>	<b>7969</b>	<b>8121</b>	<b>8106</b>	<b>8066</b>	<b>8261</b>	<b>8488</b>	<b>8534</b>	<b>8553</b>	<b>8576</b>	<b>8653</b>	<b>8869</b>

# CUYAHOGA COUNTY COMMON PLEAS COURT

## Total Pending Judicial Foreclosure Cases Referred to Magistrates (B)

The following chart is a display of the total number of pending Judicial Foreclosure cases referred to the Magistrates on specific dates. The table below shows the number of these cases pending from each year since 1990.

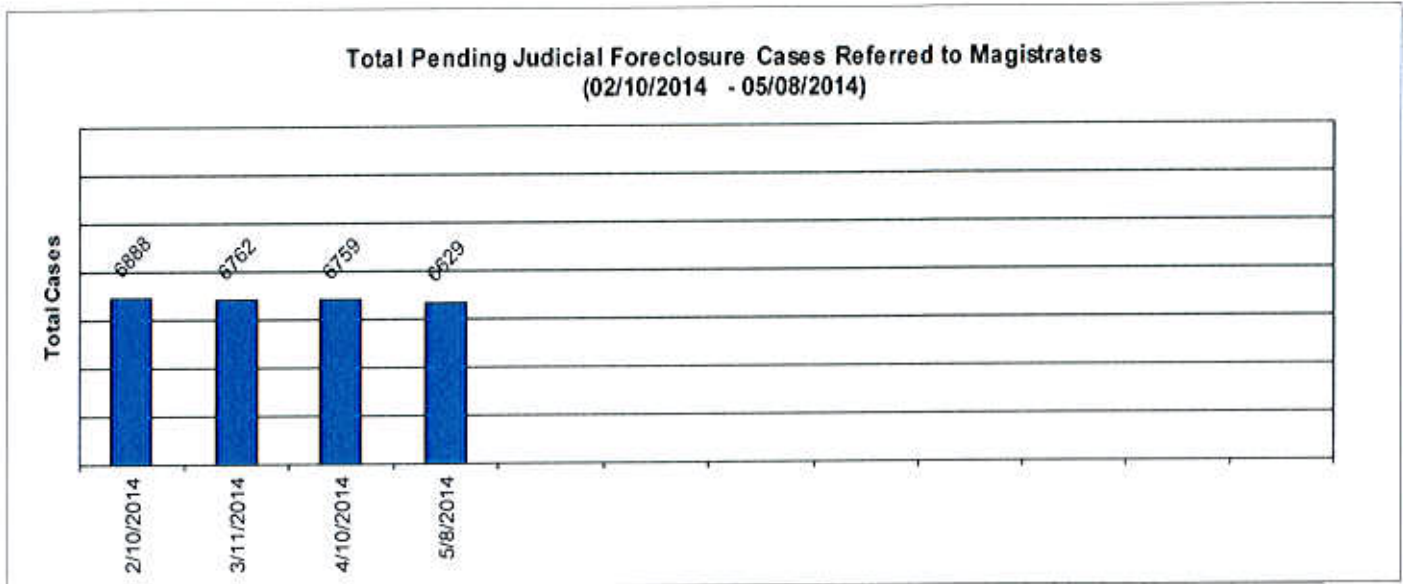


Year	A.s.o.f.											
	2/11/2013	3/12/2013	4/8/2013	5/9/2013	6/10/2013	7/8/2013	8/9/2013	9/9/2013	10/7/2013	11/7/2013	12/9/2013	1/8/2014
1990	0	0	0	0	0	0	0	0	0	0	0	0
1991	0	0	0	0	0	0	0	0	0	0	0	0
1992	0	0	0	0	0	0	0	0	0	0	0	0
1993	0	0	0	0	0	0	0	0	0	0	0	0
1994	0	0	0	0	0	0	0	0	0	0	0	0
1995	0	0	0	0	0	0	0	0	0	0	0	0
1996	0	0	0	0	0	0	0	0	0	0	0	0
1997	0	0	0	0	0	0	0	0	0	0	0	0
1998	0	0	0	0	0	0	0	0	0	0	0	0
1999	0	0	0	0	0	0	0	0	0	0	0	0
2000	0	0	0	0	0	0	0	0	0	0	0	0
2001	0	0	0	0	0	0	0	1	0	1	1	1
2002	10	10	10	1	2	2	2	1	0	0	1	1
2003	2	2	2	2	2	2	2	2	3	3	2	2
2004	1	1	1	1	1	1	1	1	1	1	0	0
2005	3	3	2	2	2	2	2	2	1	1	1	1
2006	7	7	6	8	4	4	3	3	3	3	3	3
2007	27	28	29	29	27	8	9	9	8	8	8	8
2008	13	13	12	12	14	11	11	9	11	16	18	17
2009	93	79	75	66	62	58	55	39	29	28	40	29
2010	206	175	146	134	126	116	99	88	80	74	71	62
2011	949	810	713	600	506	456	388	345	303	271	243	220
2012	6684	5850	5226	4467	3807	3362	2824	2494	2128	1763	1526	1311
2013	903	1577	2122	3402	4003	4338	4543	4723	4889	5075	5268	5261
2014												56

# CUYAHOGA COUNTY COMMON PLEAS COURT

## Total Pending Judicial Foreclosure Cases Referred to Magistrates (C)

The following chart is a display of the total number of pending Judicial Foreclosure cases referred to the Magistrates on specific dates. The table below shows the number of these cases pending from each year since 1990.

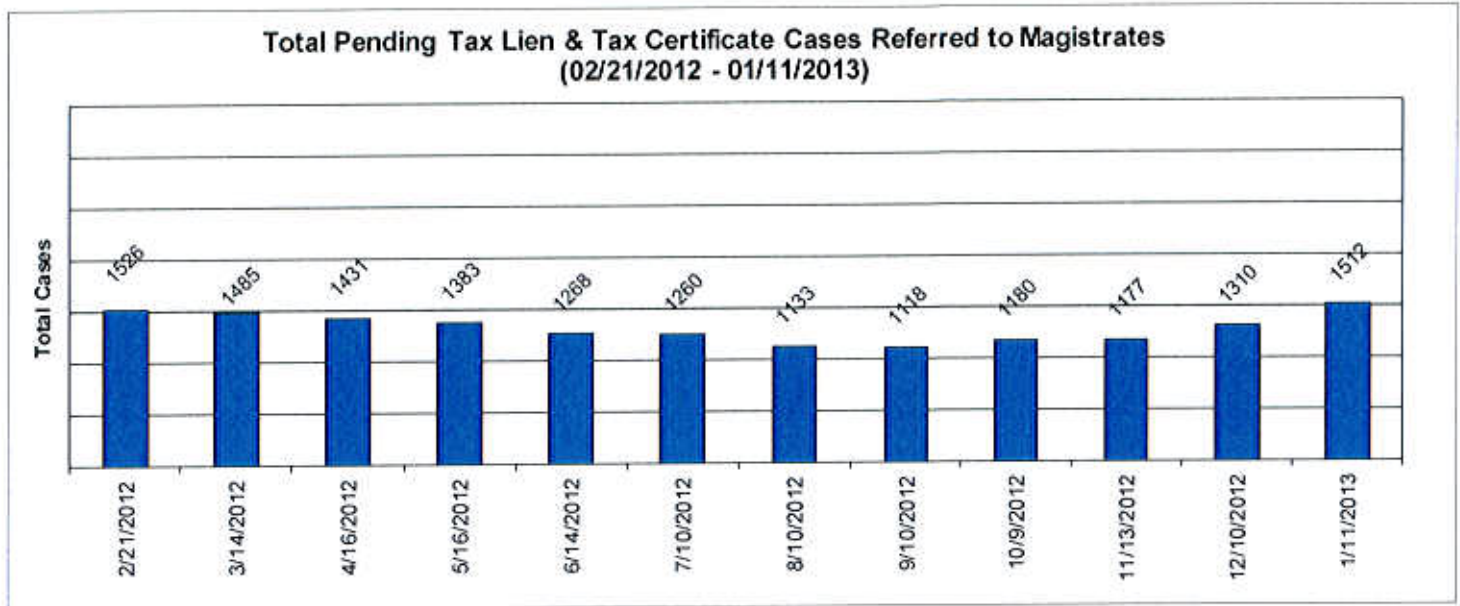


Year	As of:	2/10/2014	3/11/2014	4/10/2014	5/8/2014
1990		0	0	0	0
1991		0	0	0	0
1992		0	0	0	0
1993		0	0	0	0
1994		0	0	0	0
1995		0	0	0	0
1996		0	0	0	0
1997		0	0	0	0
1998		0	0	0	0
1999		0	0	0	0
2000		0	0	0	0
2001		0	0	0	0
2002		1	1	1	1
2003		2	2	2	2
2004		0	0	0	0
2005		1	1	1	1
2006		2	1	0	0
2007		7	7	7	5
2008		16	15	16	15
2009		28	25	25	23
2010		59	53	52	48
2011		205	183	173	160
2012		1087	914	744	642
2013		4773	4200	3615	3141
2014		707	1360	2123	2591
<b>Total</b>		<b>6888</b>	<b>6762</b>	<b>6759</b>	<b>6629</b>

# CUYAHOGA COUNTY COMMON PLEAS COURT

## Total Pending Tax Lien & Certificate Cases Referred to Magistrates (A)

The following chart is a display of the number of pending tax Judicial Foreclosure cases referred to the Magistrates on specific dates. The table below shows the number of pending tax Judicial Foreclosure cases in each year since 1990.




Year	As of:	2/21/2012	3/14/2012	4/16/2012	5/16/2012	6/14/2012	7/10/2012	8/10/2012	9/10/2012	10/9/2012	11/13/2012	12/10/2012	1/11/2013
1990		0	0	0	0	0	0	0	0	0	0	0	0
1991		0	0	0	0	0	0	0	0	0	0	0	0
1992		0	0	0	0	0	0	0	0	0	0	0	0
1993		0	0	0	0	0	0	0	0	0	0	0	0
1994		0	0	0	0	0	0	0	0	0	0	0	0
1995		0	0	0	0	0	0	0	0	0	0	0	0
1996		0	0	0	0	0	0	0	0	0	0	0	0
1997		0	0	0	0	0	0	0	0	0	0	0	0
1998		0	0	0	0	0	0	0	0	0	0	0	0
1999		0	0	0	0	0	0	0	0	0	0	0	0
2000		0	0	0	0	0	0	0	0	0	0	0	0
2001		0	0	0	0	0	0	0	0	0	0	0	0
2002		0	0	0	1	0	0	0	0	0	0	0	0
2003		0	0	0	0	0	0	0	0	0	0	0	0
2004		0	1	1	2	2	2	2	1	2	1	1	1
2005		1	0	0	0	0	0	0	0	0	0	0	0
2006		1	1	1	1	2	1	0	0	0	0	0	0
2007		5	5	5	4	4	5	5	4	3	3	3	3
2008		5	5	8	5	5	5	4	4	3	2	2	2
2009		80	79	78	77	69	67	63	55	53	48	46	36
2010		157	141	138	127	113	111	103	93	87	75	75	73
2011		957	888	785	693	576	529	444	401	367	338	318	280
2012		320	365	415	473	497	540	512	560	665	710	865	997
2013													120
<b>Total</b>		<b>1526</b>	<b>1485</b>	<b>1431</b>	<b>1383</b>	<b>1268</b>	<b>1260</b>	<b>1133</b>	<b>1118</b>	<b>1180</b>	<b>1177</b>	<b>1310</b>	<b>1512</b>

# CUYAHOGA COUNTY COMMON PLEAS COURT

## Total Pending Tax Lien & Certificate Cases Referred to Magistrates (B)

The following chart is a display of the number of pending tax Judicial Foreclosure cases referred to the Magistrates on specific dates. The table below shows the number of pending tax Judicial Foreclosure cases in each year since 1990.

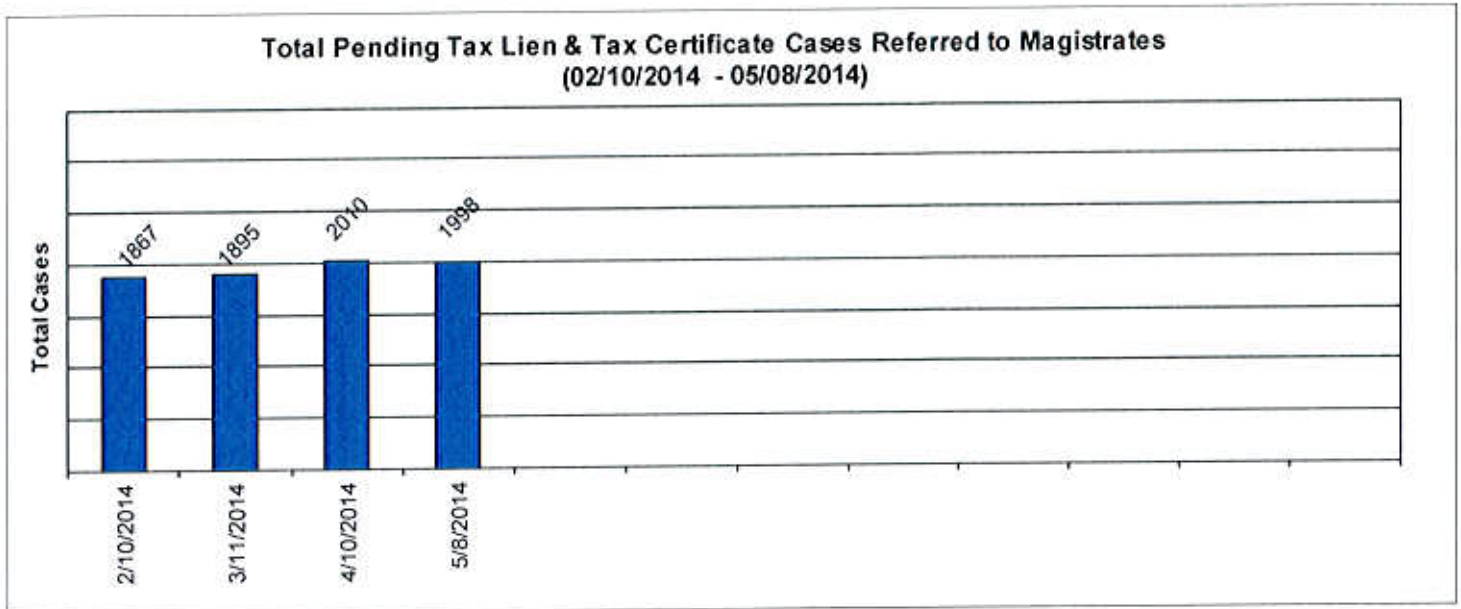


	As of:	2/11/2013	3/12/2013	4/8/2013	5/9/2013	6/10/2013	7/8/2013	8/9/2013	9/9/2013	10/7/2013	11/7/2013	12/9/2013
<b>Year</b>		0	0	0	0	0	0	0	0	0	0	0
1990		0	0	0	0	0	0	0	0	0	0	0
1991		0	0	0	0	0	0	0	0	0	0	0
1992		0	0	0	0	0	0	0	0	0	0	0
1993		0	0	0	0	0	0	0	0	0	0	0
1994		0	0	0	0	0	0	0	0	0	0	0
1995		0	0	0	0	0	0	0	0	0	0	0
1996		0	0	0	0	0	0	0	0	0	0	0
1997		0	0	0	0	0	0	0	0	0	0	0
1998		0	0	0	0	0	0	0	0	0	0	0
1999		0	0	0	0	0	0	0	0	0	0	0
2000		0	0	0	0	0	0	0	0	0	0	0
2001		0	0	0	0	0	0	0	0	0	1	1
2002		0	0	0	0	0	0	0	1	0	0	0
2003		0	0	0	0	0	0	0	0	1	1	0
2004		1	1	1	1	1	1	1	1	1	1	0
2005		1	1	0	0	0	0	0	0	0	0	0
2006		0	0	1	3	1	1	1	6	1	1	1
2007		4	4	4	4	4	4	5	5	5	4	4
2008		3	2	1	1	1	1	1	2	4	6	6
2009		36	28	25	23	22	17	17	20	15	9	15
2010		69	58	46	41	40	36	32	34	33	10	34
2011		272	243	213	187	163	145	132	126	117	117	112
2012		1109	1029	982	924	869	795	709	682	608	532	468
2013		114	161	192	895	1062	1063	1052	1106	1158	1250	1334
<b>Total</b>		<b>1609</b>	<b>1527</b>	<b>1273</b>	<b>2079</b>	<b>2163</b>	<b>2063</b>	<b>1950</b>	<b>1983</b>	<b>1943</b>	<b>1932</b>	<b>1975</b>

# CUYAHOGA COUNTY COMMON PLEAS COURT

## Total Pending Tax Lien & Certificate Cases Referred to Magistrates (C)

The following chart is a display of the number of pending tax Judicial Foreclosure cases referred to the Magistrates on specific dates. The table below shows the number of pending tax Judicial Foreclosure cases in each year since 1990.

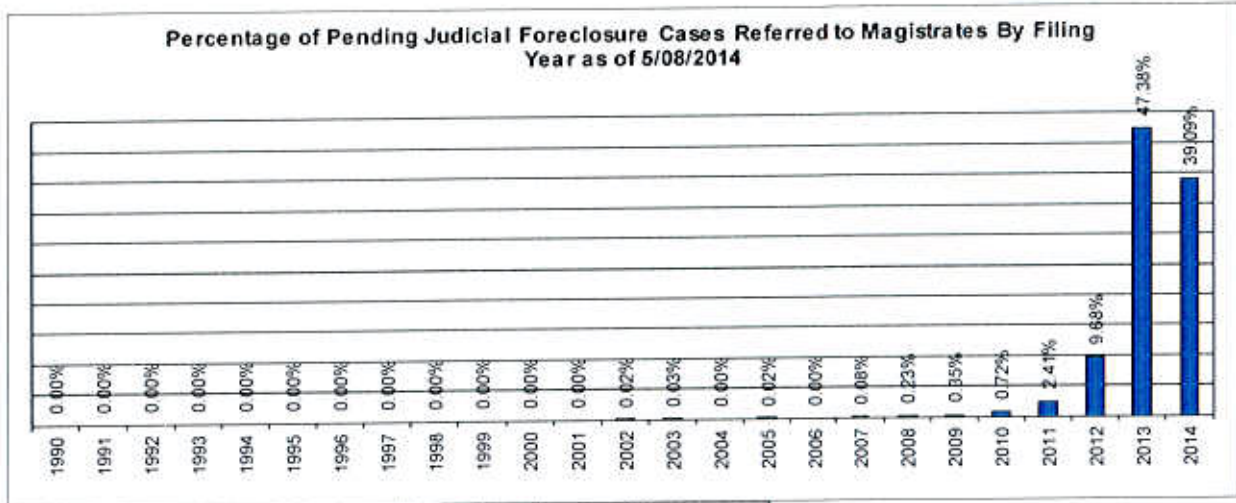


	As of:	2/10/2014	3/11/2014	4/10/2014	5/8/2014
<b>Year</b>					
1990		0	0	0	0
1991		0	0	0	0
1992		0	0	0	0
1993		0	0	0	0
1994		0	0	0	0
1995		0	0	0	0
1996		0	0	0	0
1997		0	0	0	0
1998		0	0	0	0
1999		0	0	0	0
2000		0	0	0	0
2001		0	0	0	0
2002		0	0	0	1
2003		0	0	0	0
2004		0	0	0	0
2005		0	0	0	0
2006		1	0	0	0
2007		2	2	2	2
2008		6	5	6	5
2009		15	15	15	16
2010		27	24	22	20
2011		96	93	90	85
2012		317	277	220	192
2013		1291	1174	1085	994
2014		112	305	570	683
<b>Total</b>		<b>1867</b>	<b>1895</b>	<b>2010</b>	<b>1998</b>

# CUYAHOGA COUNTY COMMON PLEAS COURT

## *Percentage of Pending Judicial Foreclosure Cases By Filing Year*

The following chart is a representation of the total number of pending Judicial Foreclosure cases by filing year expressed as a percentage on a specific date. The table below is the supporting data for this chart.

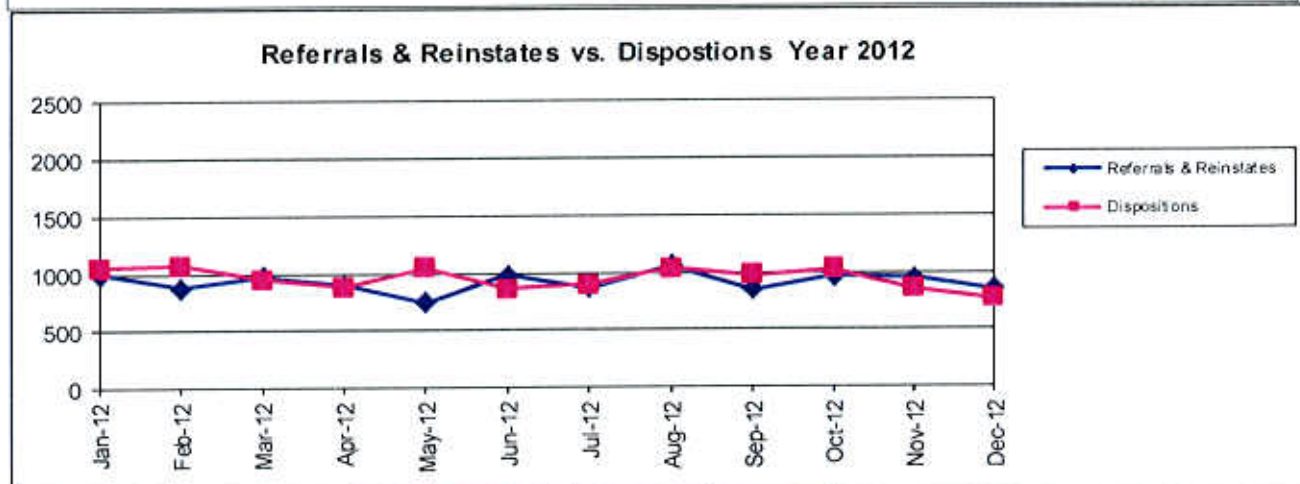


Year	As of:	5/8/2014	% of Total
1990		0	0.00%
1991		0	0.00%
1992		0	0.00%
1993		0	0.00%
1994		0	0.00%
1995		0	0.00%
1996		0	0.00%
1997		0	0.00%
1998		0	0.00%
1999		0	0.00%
2000		0	0.00%
2001		0	0.00%
2002		1	0.02%
2003		2	0.03%
2004		0	0.00%
2005		1	0.02%
2006		0	0.00%
2007		5	0.08%
2008		15	0.23%
2009		23	0.35%
2010		48	0.72%
2011		160	2.41%
2012		642	9.68%
2013		3141	47.38%
2014		2591	39.09%

# CUYAHOGA COUNTY COMMON PLEAS COURT

## Judicial Foreclosure Clearance Rate Year 2012

The Clearance Rate is the number of outgoing cases as a percentage of the number of incoming cases. Clearance rate measures whether the court is keeping up with its incoming caseload. If cases are not disposed in a timely manner, a backlog of cases awaiting disposition will grow. A Clearance Rate of 100% indicates that at least as many cases as have been filed, reopened, or reactivated in a period have been disposed.



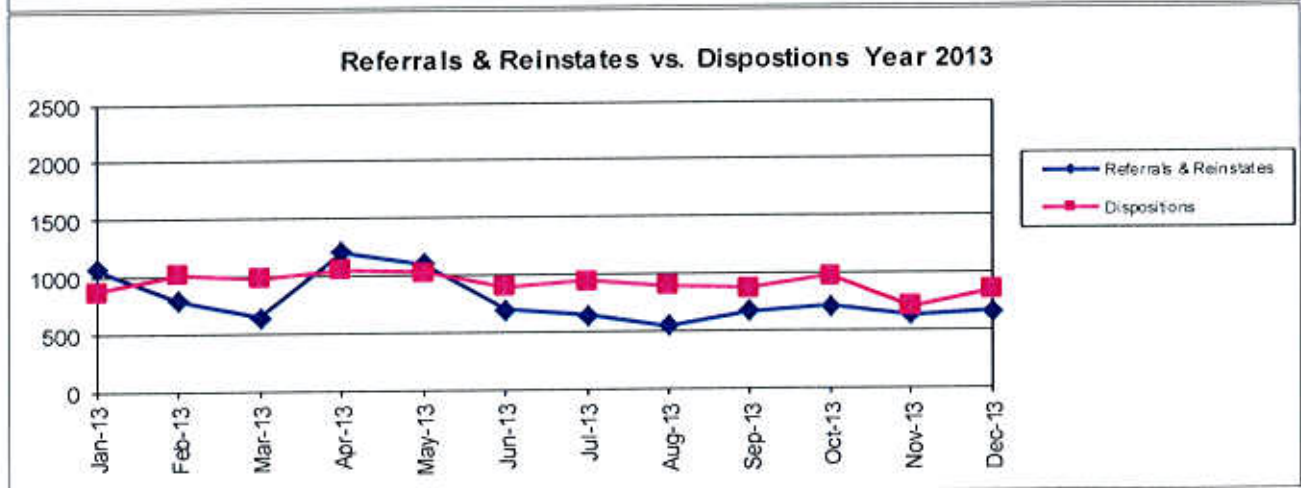
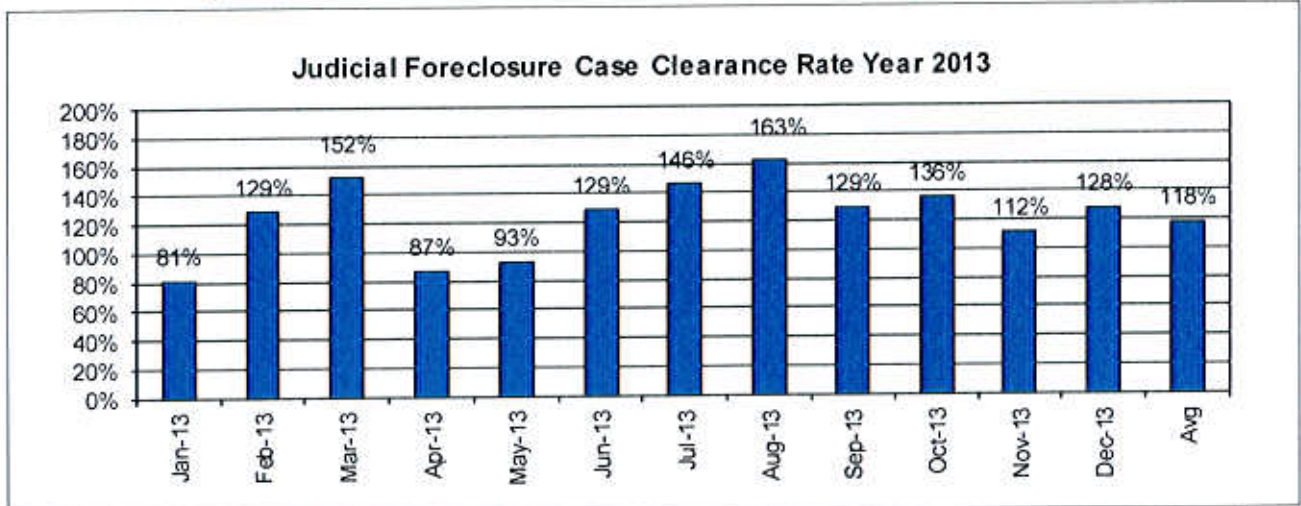
	Referrals & Reinstates	Dispositions	Clearance Rate
Jan-12	995	1051	106%
Feb-12	874	1068	122%
Mar-12	974	944	97%
Apr-12	894	880	98%
May-12	750	1044	139%
Jun-12	982	863	88%
Jul-12	869	896	103%
Aug-12	1058	1034	98%
Sep-12	851	972	114%
Oct-12	961	1028	107%
Nov-12	948	854	90%
Dec-12	854	766	90%
Avg	918	950	104%
Total	11010	11400	



# CUYAHOGA COUNTY COMMON PLEAS COURT

## Judicial Foreclosure Clearance Rate Year 2013

The Clearance Rate is the number of outgoing cases as a percentage of the number of incoming cases. Clearance rate measures whether the court is keeping up with its incoming caseload. If cases are not disposed in a timely manner, a backlog of cases awaiting disposition will grow. A Clearance Rate of 100% indicates that at least as many cases as have been filed, reopened, or reactivated in a period have been disposed.

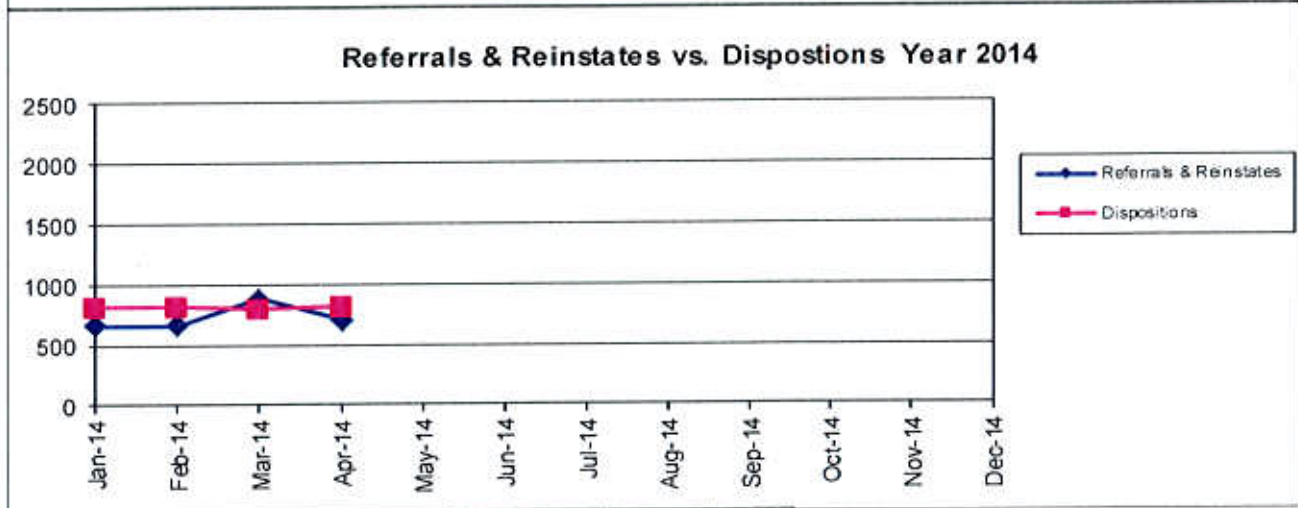
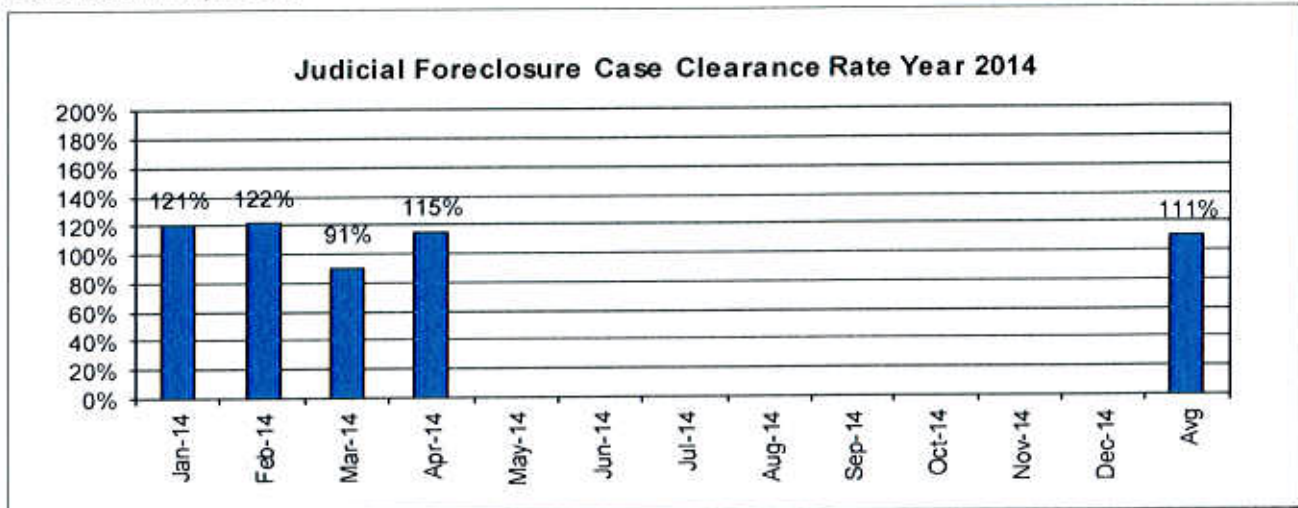


	Referrals & Reinstates	Dispositions	Clearance Rate
Jan-13	1069	870	81%
Feb-13	788	1013	129%
Mar-13	643	980	152%
Apr-13	1211	1052	87%
May-13	1102	1025	93%
Jun-13	696	895	129%
Jul-13	644	940	146%
Aug-13	550	896	163%
Sep-13	670	866	129%
Oct-13	713	969	136%
Nov-13	632	705	112%
Dec-13	658	841	128%
Avg	781	921	118%
Total	9376	11052	

# CUYAHOGA COUNTY COMMON PLEAS COURT

## Judicial Foreclosure Clearance Rate Year 2014

The Clearance Rate is the number of outgoing cases as a percentage of the number of incoming cases. Clearance rate measures whether the court is keeping up with its incoming caseload. If cases are not disposed in a timely manner, a backlog of cases awaiting disposition will grow. A Clearance Rate of 100% indicates that at least as many cases as have been filed, reopened, or reactivated in a period have been disposed.

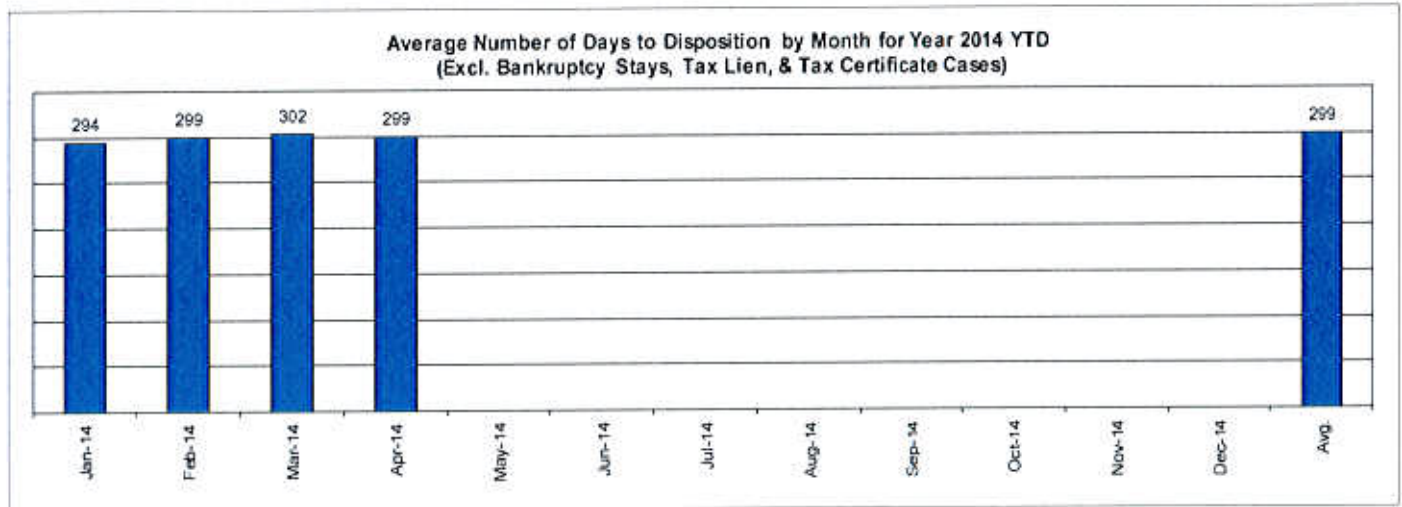
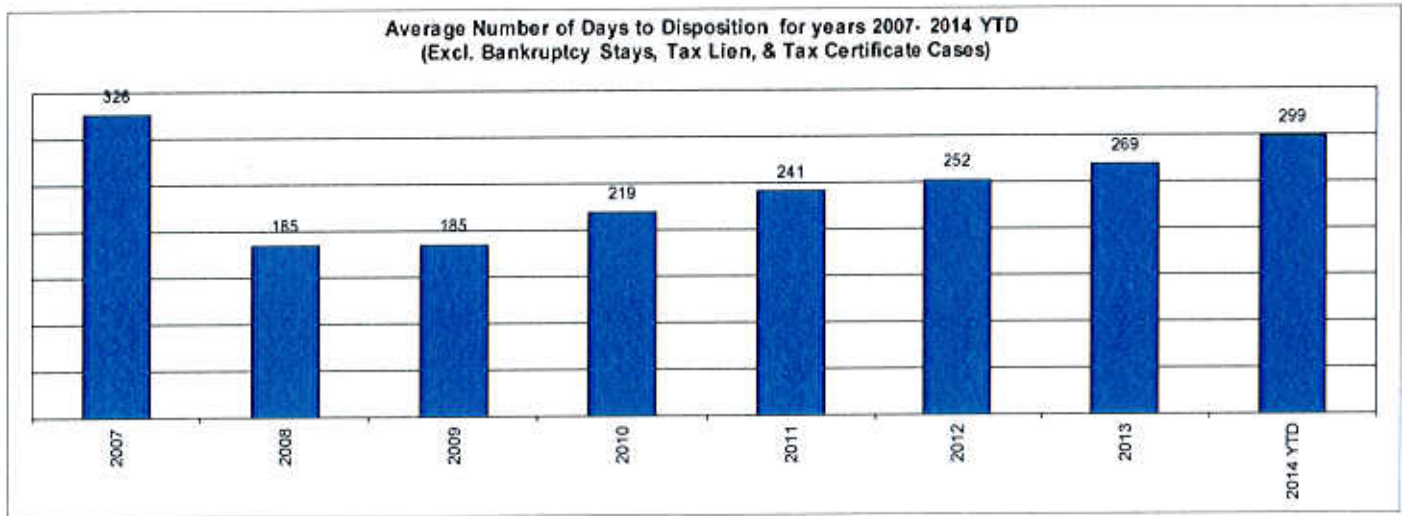


	Referrals & Reinstates	Dispositions	Clearance Rate
Jan-14	667	808	121%
Feb-14	663	809	122%
Mar-14	879	796	91%
Apr-14	703	810	115%
May-14			
Jun-14			
Jul-14			
Aug-14			
Sep-14			
Oct-14			
Nov-14			
Dec-14			
Avg	728	806	111%
Total	2912	3223	

# CUYAHOGA COUNTY COMMON PLEAS COURT

## Avg. Number of Days to Disp. (Excl. Bank. Stays & Tax Lien & Tax Cert.)

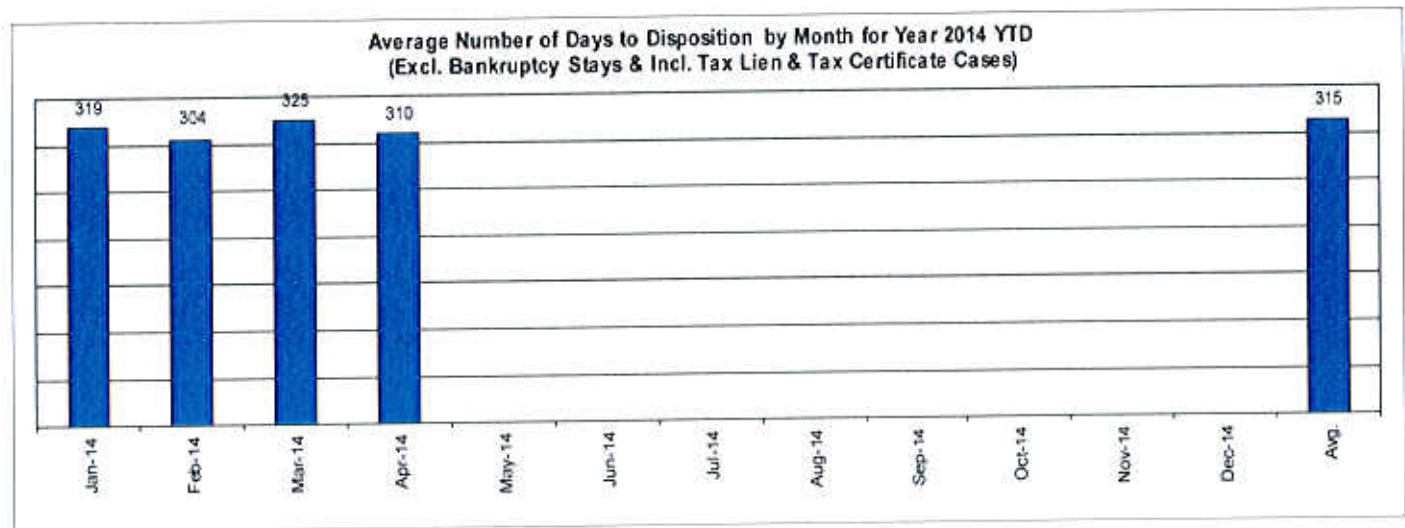
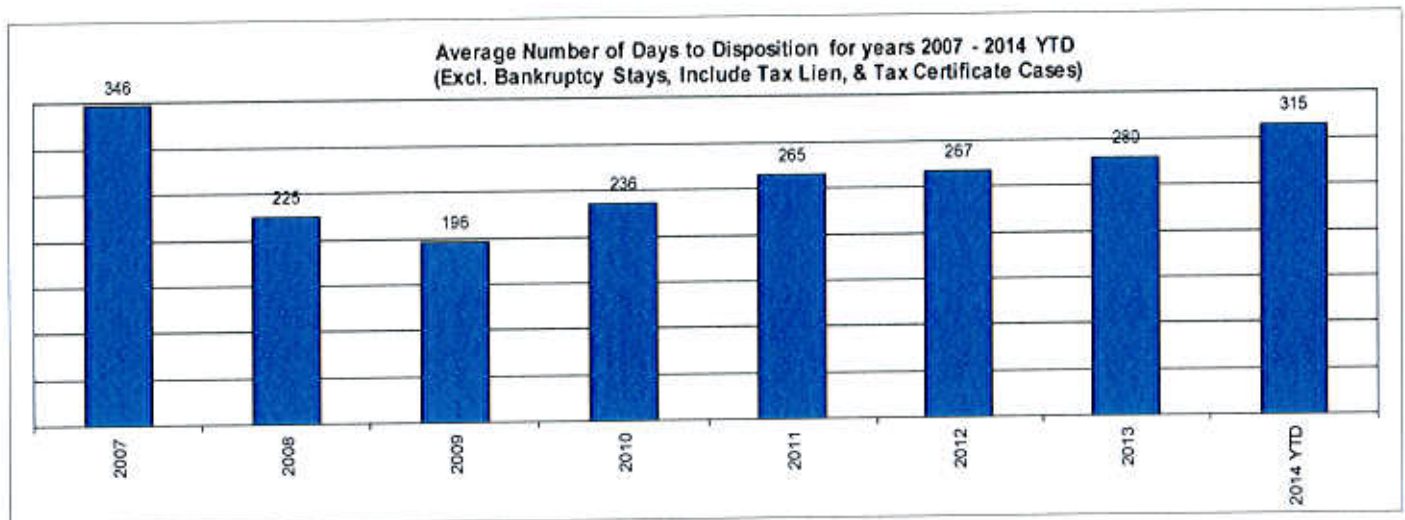
The average number of days to disposition is the number of days from filing to a final disposition entry being filed with the Clerk of Court. The data sample is based on all judicial foreclosure cases terminated by decree or dismissal (cases terminated by bankruptcy are not included) in a month. Each case is examined to determine the number of days between filing and termination with the periods that a case may have been in bankruptcy subtracted. Adding the total days of all of the cases minus bankruptcy periods and dividing by the total number of cases calculates the average. In the following chart, tax judicial foreclosure cases are excluded.



# CUYAHOGA COUNTY COMMON PLEAS COURT

## ***Avg. Number of Days to Disp. (Excl. Bank. Stays & Incl. Tax Lien & Tax Cert.)***

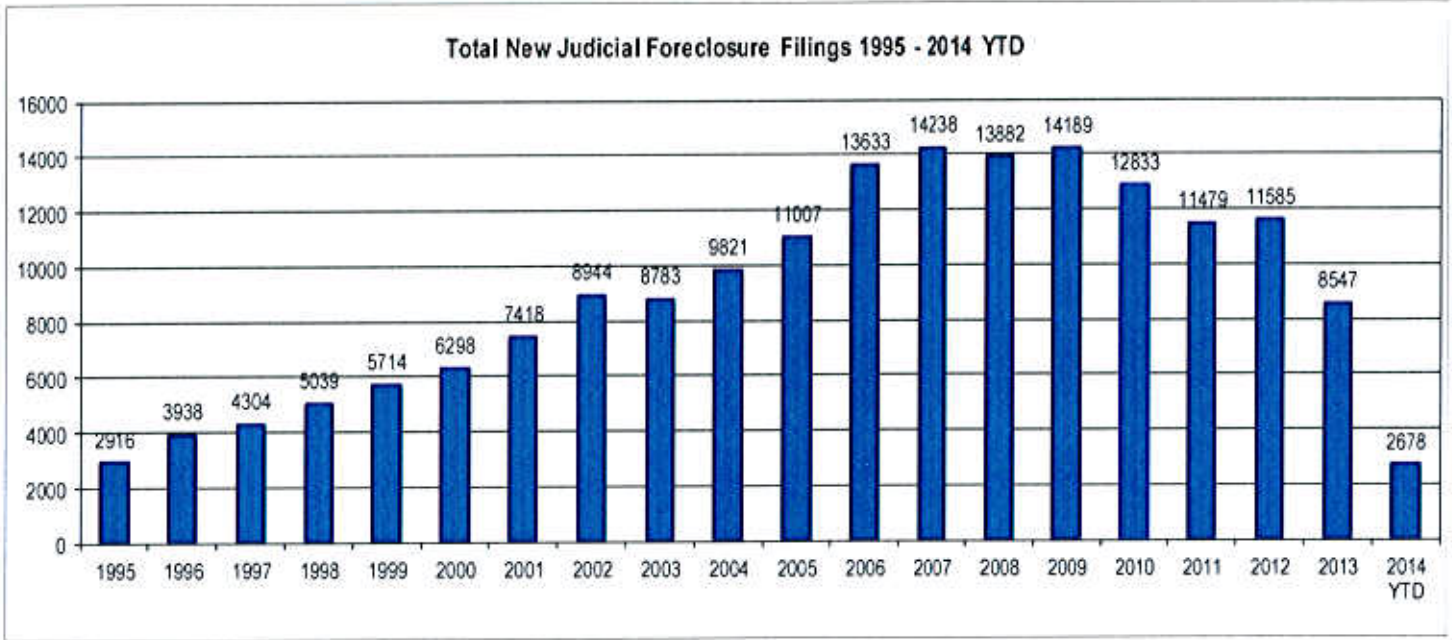
The average number of days to disposition is the number of days from filing to a final disposition entry being filed with the Clerk of Court. The data sample is based on all Judicial Foreclosure cases terminated by decree or dismissal (cases terminated by bankruptcy are not included) in a month. Each case is examined to determine the number of days between filing and termination with the periods that a case may have been in bankruptcy subtracted. Adding the total days of all of the cases minus bankruptcy periods and dividing by the total number of cases calculates the average. In the following chart, all types of Judicial Foreclosure cases are included.



## Total New Judicial Foreclosure Filings

The following charts are provided as a historical view of new judicial foreclosure filings.

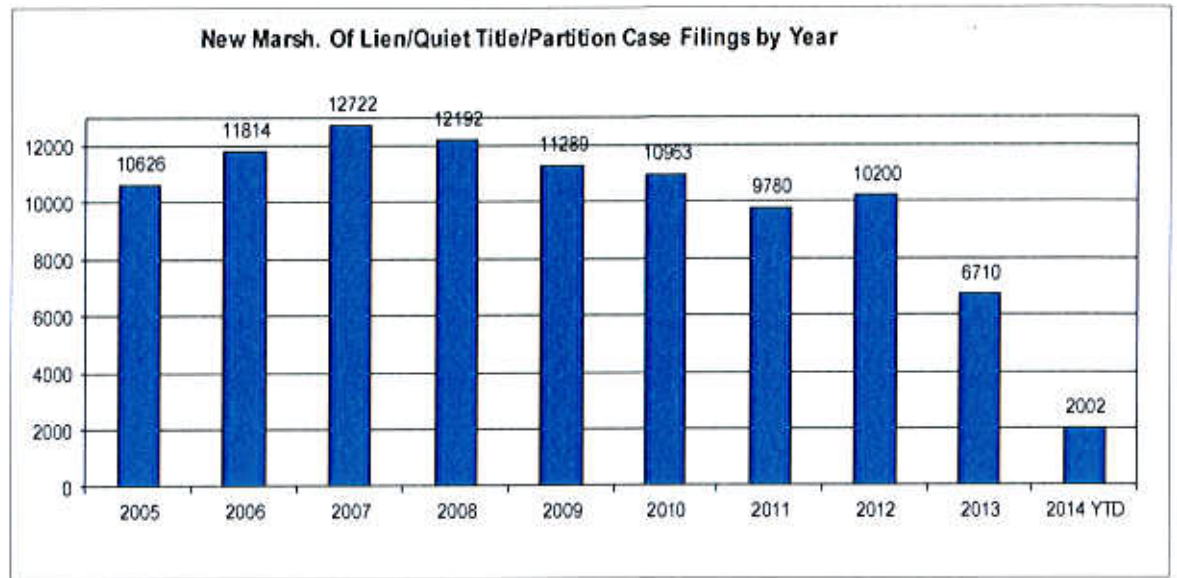
1. Total New Judicial Foreclosure Filings from 1995 – 2014 by year
2. Total New Marsh of Lien/Quiet Title/Partition Filings from 2011 – 2014 by month
3. Total New Tax Lien & Tax Certificate Filings for 2011 – 2014 by month
4. Total New Judicial Foreclosure Filings from 2011 – 2014 by month



# CUYAHOGA COUNTY COMMON PLEAS COURT

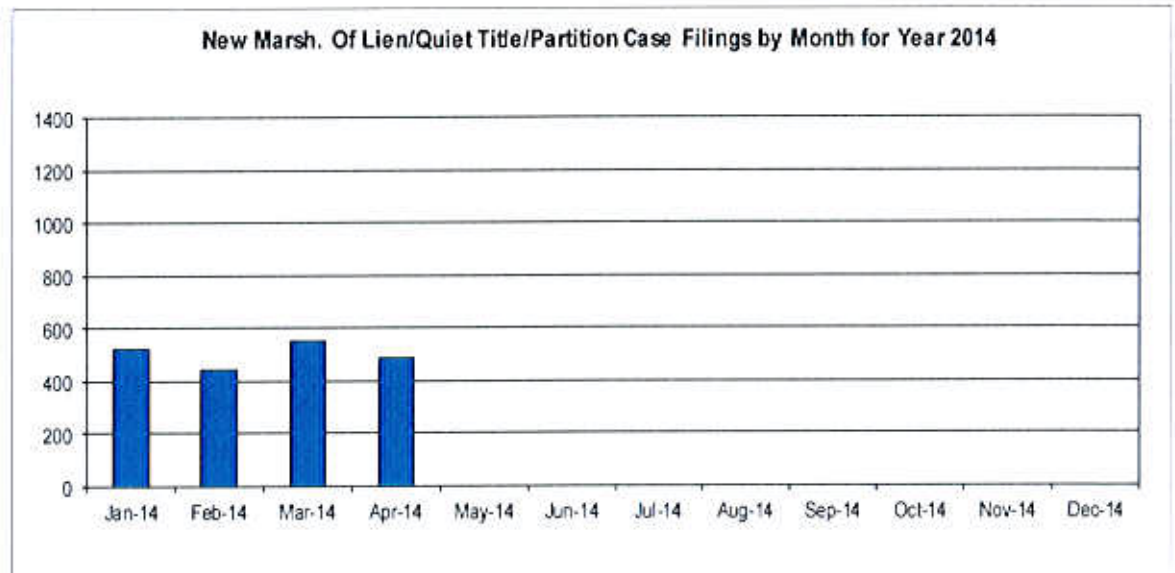
## New Marsh of Lien/Quiet Title/Partition Case Filings for Years 2005 – 2014 YTD

Year	# Filings
2005	10626
2006	11814
2007	12722
2008	12192
2009	11280
2010	10953
2011	9780
2012	10200
2013	6710
2014 YTD	2002



## New Marsh of Lien/Quiet Title/Partition Case Filings by month for 2014 YTD

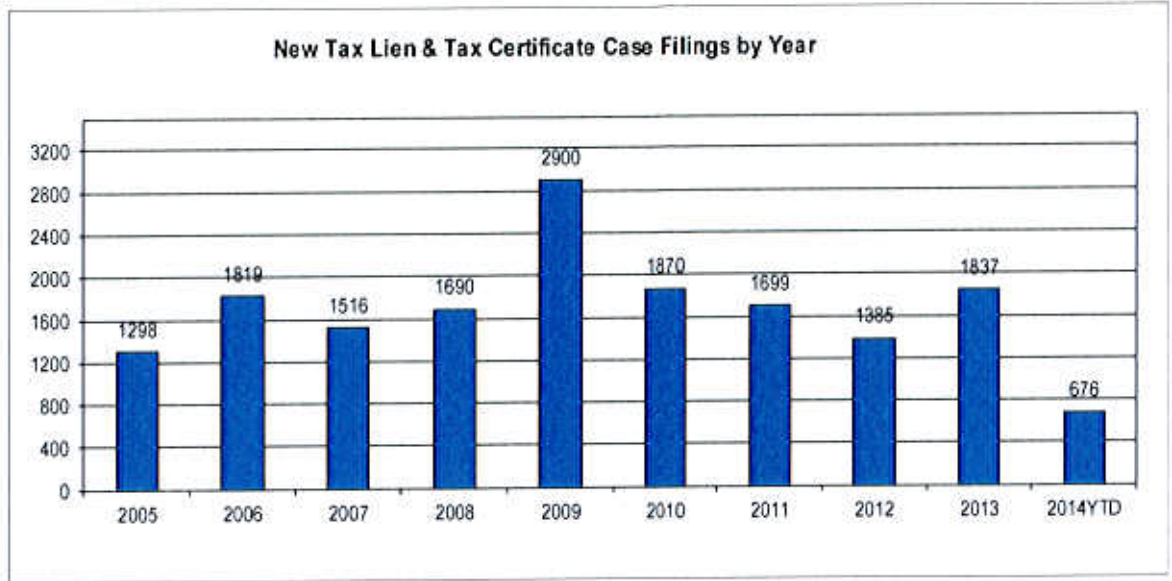
Month	# Filings
Jan-14	523
Feb-14	443
Mar-14	549
Apr-14	487
May-14	
Jun-14	
Jul-14	
Aug-14	
Sep-14	
Oct-14	
Nov-14	
Dec-14	
Avg	501
Total	2002



# CUYAHOGA COUNTY COMMON PLEAS COURT

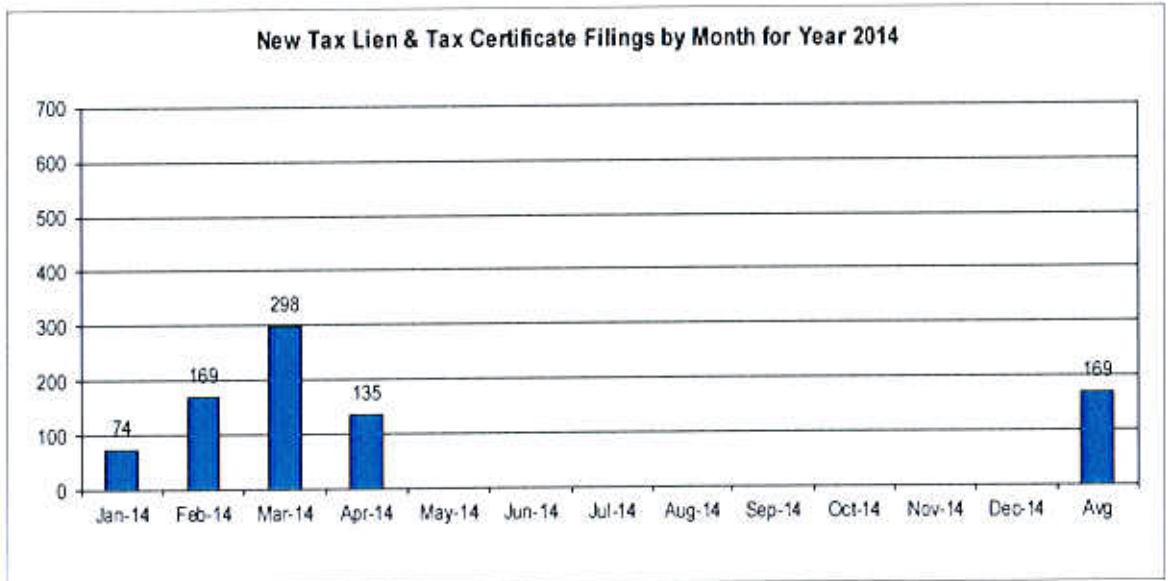
## New Tax Lien & Certificate Filings for Years 2005 – 2014 YTD

Year	# Filings
2005	1298
2006	1819
2007	1516
2008	1690
2009	2900
2010	1870
2011	1699
2012	1385
2013	1837
2014YTD	676



## New Tax Lien & Certificate Filings by Month for Year 2014 YTD

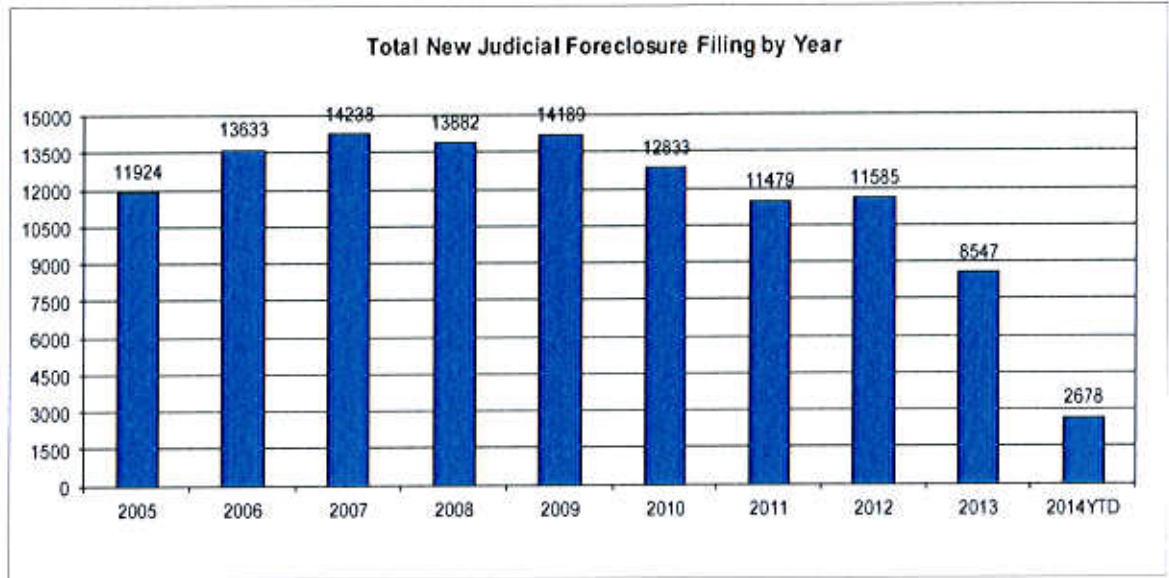
Month	# Filings
Jan-14	74
Feb-14	169
Mar-14	298
Apr-14	135
May-14	
Jun-14	
Jul-14	
Aug-14	
Sep-14	
Oct-14	
Nov-14	
Dec-14	
Avg	169
Total	676



# CUYAHOGA COUNTY COMMON PLEAS COURT

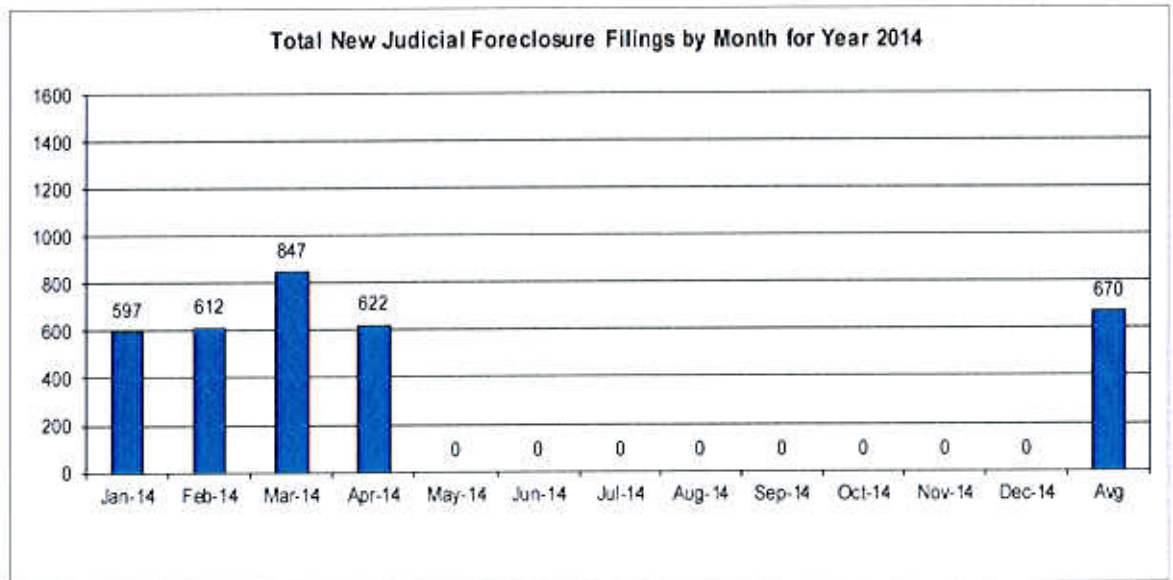
## *Total New Judicial Foreclosure Filings Years 2005 – 2014 YTD*

Year	# Filings
2005	11924
2006	13633
2007	14238
2008	13882
2009	14189
2010	12833
2011	11479
2012	11585
2013	8547
2014 YTD	2678



## *Total New Judicial Foreclosure Filings by Month for Year 2014 YTD*

Month	# Filings
Jan-14	597
Feb-14	612
Mar-14	847
Apr-14	622
May-14	
Jun-14	
Jul-14	
Aug-14	
Sep-14	
Oct-14	
Nov-14	
Dec-14	
Avg	670





## *Magistrate's Monthly Reports*

The Magistrates' Monthly Report consists of 5 reports. Below is a description of each.

### **Magistrate's Monthly Supplemental Journal Entry Report (R415)**

Retrieves total number of supplemental entries and Decrees of Confirmation of Sheriff's sale created during a specific period. A supplemental entry is any journal created by a magistrate, which does not close out a case. For example, any magistrate's order (MG) setting a hearing, any journal entry (JE) ruling on a motion, journals confirming Sheriff's sales, etc.).

### **Magistrate's Full Disposition Count by Magistrate Report (R413)**

Retrieves total number of cases disposed of during a specific period. The dispositions are grouped by Magistrate and then broken down by the type of disposition (i. e. Default, Dismissed with Prejudice, Dismissed without Prejudice, etc.) This report can be printed three different ways. Including tax cases (Full Dispositions), excluding tax cases (Non-Tax Dispositions), and Tax cases only (Tax Dispositions).

### **Magistrate's Monthly Cases Referred/Reinstated Report (R418)**

Retrieves newly filed cases referred to the Magistrates Dept. and cases previously disposed by the Magistrates Dept. that are reinstated and re-referred to the magistrates. The cases are separated by Tax (filing code 1465; Tax Judicial Foreclosure & 1466; Tax Certificate Judicial Foreclosure) and Non-Tax (1460; Judicial Foreclosure Marsh. Of Lien, 1480; Partition, 1470; Quiet Title, misc. (i. e. 1391; Contract Other, etc.).

### **Magistrate's Monthly Hearing Totals Report (R3146)**

Retrieves total number of hearings held during one month. The hearings are grouped by Magistrate and then broken down by what type hearing was held (i. e. Default, Pretrial, etc.).

### **Magistrate's Monthly Case Load Report (R3147)**

Retrieves individual caseload totals for individual magistrates during a specific period. The cases are grouped by magistrate and then broken down by case type (i. e. tax judicial foreclosure, tax certificate judicial foreclosure and non-tax judicial foreclosure).

CUYAHOGA COUNTY COURT OF COMMON PLEAS

DATE: 05/08/2014  
TIME: 11:57 AM

OFFICE OF THE MAGISTRATES  
MAGISTRATE'S MONTHLY SUPPLEMENTALS BY CASE  
REPORTING PERIOD: APRIL 2014

PAGE: 1  
CMSR415D

**SUPPLEMENTALS**

AUGUSTYN	241
BAKER	423
BUCHA	433
CUTHBERT	401
DYKE	334
GAUNTNER	0
GONZALEZ	298
HIPPLEY	279
JACKSON	319
KLEIN	298
LUCAS	124
OLSZTYN	448
VOZAR	222
WEISS	203
UNACCOUNTED FOR	0

**TOTAL** 4023

**CONFIRMATIONS**

**TOTAL** 112

CUYAHOGA COUNTY COURT OF COMMON PLEAS  
 OFFICE OF THE MAGISTRATES  
**Full Disposition Count by Magistrate**  
 REPORTING PERIOD: FROM 04/01/2014 TO 04/30/2014

MagID	Dispose Type	Tax Cert.	Tax Treas.	Total
<b>KCA</b>				
	Bank	0	0	0
	Def	5	0	17
	Dism	4	0	12
	Ref. Vacate	0	0	0
	Court Trial	0	0	0
	Other	0	0	3
	<b>MAG'S TOTAL</b>	<b>9</b>	<b>0</b>	<b>32</b>
<b>GDB</b>				
	Bank	1	0	5
	Def	11	0	41
	Dism	4	0	30
	Ref. Vacate	0	0	0
	Court Trial	0	0	0
	Other	1	0	11
	<b>MAG'S TOTAL</b>	<b>17</b>	<b>0</b>	<b>87</b>
<b>SMB</b>				
	Bank	0	0	2
	Def	16	0	36
	Dism	1	0	17
	Ref. Vacate	0	0	0
	Court Trial	0	0	0
	Other	1	0	13
	<b>MAG'S TOTAL</b>	<b>18</b>	<b>0</b>	<b>68</b>
<b>ARC</b>				
	Bank	0	0	4
	Def	1	0	33
	Dism	1	1	24
	Ref. Vacate	0	0	0
	Court Trial	0	0	0
	Other	1	0	10
	<b>MAG'S TOTAL</b>	<b>3</b>	<b>1</b>	<b>71</b>
<b>JTD</b>				
	Bank	0	0	2
	Def	6	0	32
	Dism	2	0	25
	Ref. Vacate	0	0	0
	Court Trial	0	0	0
	Other	1	1	11
	<b>MAG'S TOTAL</b>	<b>9</b>	<b>1</b>	<b>70</b>
<b>TG</b>				
	Bank	2	0	3
	Def	4	0	29
	Dism	2	0	29
	Ref. Vacate	0	0	0
	Court Trial	0	0	0
	Other	0	0	8
	<b>MAG'S TOTAL</b>	<b>8</b>	<b>0</b>	<b>69</b>
<b>KH</b>				
	Bank	1	0	4
	Def	9	0	37
	Dism	2	0	26
	Ref. Vacate	0	0	0
	Court Trial	0	0	0
	Other	0	0	6
	<b>MAG'S TOTAL</b>	<b>12</b>	<b>0</b>	<b>73</b>
<b>JLJ</b>				
	Bank	2	0	5
	Def	5	0	40

Decrees	488
Defaults	361
Other	127
Court Trial	0
Dismissals	287
Bankruptcy	35
Ref. Vacated	0
<b>Grand Total</b>	<b>810</b>

CUYAHOGA COUNTY COURT OF COMMON PLEAS  
 OFFICE OF THE MAGISTRATES  
**Full Disposition Count by Magistrate**  
 REPORTING PERIOD: FROM 04/01/2014 TO 04/30/2014

MagID	Dispose Type	Tax Cert.	Tax Treas.	Total
	Dism	4	2	40
	Ref. Vacate	0	0	0
	Court Trial	0	0	0
	Other	0	0	11
	<b><u>MAG'S TOTAL</u></b>	<b>11</b>	<b>2</b>	<b><u>96</u></b>
<hr/>				
MK	Bank	0	0	2
	Def	6	0	37
	Dism	1	0	17
	Ref. Vacate	0	0	0
	Court Trial	0	0	0
	Other	1	0	8
	<b><u>MAG'S TOTAL</u></b>	<b>8</b>	<b>0</b>	<b><u>64</u></b>
<hr/>				
PL	Bank	1	0	1
	Def	9	0	11
	Dism	0	2	6
	Ref. Vacate	0	0	0
	Court Trial	0	0	0
	Other	2	6	10
	<b><u>MAG'S TOTAL</u></b>	<b>12</b>	<b>8</b>	<b><u>28</u></b>
<hr/>				
CEO	Bank	0	0	3
	Def	7	0	20
	Dism	2	0	27
	Ref. Vacate	0	0	0
	Court Trial	0	0	0
	Other	1	0	9
	<b><u>MAG'S TOTAL</u></b>	<b>10</b>	<b>0</b>	<b><u>59</u></b>
<hr/>				
TJV	Bank	0	0	2
	Def	1	0	13
	Dism	3	0	19
	Ref. Vacate	0	0	0
	Court Trial	0	0	0
	Other	0	1	6
	<b><u>MAG'S TOTAL</u></b>	<b>4</b>	<b>1</b>	<b><u>40</u></b>
<hr/>				
CW	Bank	0	0	2
	Def	5	1	15
	Dism	1	7	15
	Ref. Vacate	0	0	0
	Court Trial	0	0	0
	Other	0	21	21
	<b><u>MAG'S TOTAL</u></b>	<b>6</b>	<b>29</b>	<b><u>53</u></b>

# CUYAHOGA COUNTY COURT OF COMMON PLEAS

DATE: 05/08/2014  
 TIME: 11:59 AM

OFFICE OF THE MAGISTRATES  
 MAGISTRATE'S MONTHLY REF/REIN CASES  
 FROM 04/01/2014 TO 04/30/2014

CMSR418

MAGISTRATE	NEW REFERRALS				REINSTATED			
	Tax Treas.	Tax Cert.	Non-Tax	Total	Tax Treas.	Tax Cert.	Non-Tax	Total
<u>AUGUSTYN/KEVIN/C</u>	4	2	30	36	0	0	0	0
<u>BAKER/GAIL/D</u>	11	10	42	63	0	2	3	5
<u>BUCHA/STEPHEN/M</u>	0	5	30	35	0	1	3	4
<u>CUTHBERT/AMY/R</u>	11	9	52	72	0	0	5	5
<u>DYKE/JOHN/T</u>	3	9	51	63	0	0	2	2
<u>GONZALEZ/TRACEY/</u>	6	5	43	54	0	1	8	9
<u>HIPPLEY/KEVIN/</u>	4	6	50	60	0	0	6	6
<u>JACKSON/JIM/L</u>	8	14	62	84	0	0	6	6
<u>KLEIN/MONICA/</u>	1	3	30	34	0	0	1	1
<u>LUCAS/PAUL/</u>	1	6	31	38	1	0	0	1
<u>OLSZTYN/CHRISTOPHER/E</u>	4	4	50	58	0	0	4	4
<u>VOZAR/THOMAS/J</u>	2	2	32	36	0	0	2	2
<u>WEISS/CAROL/</u>	3	3	14	20	0	1	4	5
<b><u>TOTAL</u></b>	58	78	517	653	1	5	44	50
<b><u>COMBINED TOTAL</u></b>	703							

**CUYAHOGA COUNTY COURT OF COMMON PLEAS**

**OFFICE OF THE MAGISTRATES  
MAG MONTHLY HEARING TOTALS  
Reporting Period: April 2014**

DATE: 05/08/2014  
TIME: 12:00 PM

PAGE: 1  
CMSR3146

Monthly Hearing Total      734

<b>AUGUSTYN</b>	
Default Hearings	35
Tax Hearings	0
Pretrials	21
<hr/>	
TOTAL:	56
<b>BAKER</b>	
Default Hearings	47
Tax Hearings	0
Pretrials	21
<hr/>	
TOTAL:	68
<b>BUCHA</b>	
Default Hearings	34
Tax Hearings	0
Pretrials	39
<hr/>	
TOTAL:	73
<b>CUTHBERT</b>	
Default Hearings	25
Tax Hearings	0
Pretrials	20
<hr/>	
TOTAL:	45
<b>DYKE</b>	
Default Hearings	21
Tax Hearings	1
Pretrials	11
<hr/>	
TOTAL:	33
<b>GONZALEZ</b>	
Default Hearings	44
Tax Hearings	0
Pretrials	14
<hr/>	
TOTAL:	58
<b>HIPPLEY</b>	
Default Hearings	37
Tax Hearings	0
Pretrials	26
<hr/>	
TOTAL:	63
<b>JACKSON</b>	
Default Hearings	39
Tax Hearings	0
Pretrials	24
<hr/>	
TOTAL:	63
<b>KLEIN</b>	
Default Hearings	31
Tax Hearings	0
Pretrials	20
<hr/>	
TOTAL:	51
<b>LUCAS</b>	
Default Hearings	27
Tax Hearings	18
Pretrials	13
<hr/>	

# CUYAHOGA COUNTY COURT OF COMMON PLEAS

## OFFICE OF THE MAGISTRATES

### MAG MONTHLY HEARING TOTALS

Reporting Period: April 2014

DATE: 05/08/2014  
TIME: 12:00 PM

PAGE: 2  
CMSR3146

---

TOTAL:	58
OLSZTYN	
Default Hearings	26
Tax Hearings	0
Pretrials	12
<hr/>	
TOTAL:	38
VOZAR	
Default Hearings	44
Tax Hearings	0
Pretrials	34
<hr/>	
TOTAL:	78
WEISS	
Default Hearings	19
Tax Hearings	22
Pretrials	9
<hr/>	
TOTAL:	50

**CUYAHOGA COUNTY COURT OF COMMON PLEAS**

DATE: 05/08/2014  
 TIME: 12:01 PM

Office of the Magistrates  
 Magistrate's Monthly Case Load  
 MONTH: APRIL 2014

PAGE: 1  
 CMSR3147

Magistrate Name	Non Tax Total	Tax Cert.	Tax Treas.	Total Tax	Total Cases
AUGUSTYN	199	46	5	51	250
BAKER	419	105	15	120	539
BUCHA	343	101	2	103	446
CUTHBERT	436	104	12	116	552
DYKE	320	82	20	102	422
GAUNTNER	1	0	0	0	1
GONZALEZ	417	97	10	107	524
HIPPLEY	499	124	6	130	629
JACKSON	457	112	10	122	579
KLEIN	252	57	3	60	312
LUCAS	269	194	370	564	833
OLSZTYN	301	67	5	72	373
VOZAR	405	92	19	111	516
WEISS	138	62	271	333	471
<b>Non Tax Total:</b>	<b>4456</b>	<b>Cert.Tax Total: 1243</b>	<b>Tax Treas. Total: 748</b>	<b>Total Tax: 1991</b>	<b>Total Cases: 6447</b>



***Report CMSR1062 - Judicial Foreclosure Statistics by Judge***

Report CMSR1062 provides a list of judicial foreclosure case activity for each Judge. The report identifies how many cases were pending at the beginning of the period. The new cases filed and cases that were transferred in or reactivated are added to the number pending at the beginning of the period. It then shows the type and number of terminations for the period. The total terminations are subtracted from the total pending which provides the pending at the end of the period.

**CUYAHOGA COUNTY COURT OF COMMON PLEAS**

DATE: 05/08/2014  
TIME: 11:54 AM

**Foreclosure Statistics by Judge**  
Reporting Period: April 2014

PAGE: 1  
CMSR1062

<b>Judge</b>							
<b>AMBROSE, DICK</b>							
Pending at Beg of Period			New Cases Filed	Cases Transferred In / Reactivated			Total
			18	4			164
142							
Terminations			RefVacated	Court Trial	Dismiss	Other	Total
Bankruptcy	2	Default	0	0	7	5	21
		7					
				Total Pending at End of Period			143
<b>ASTRAB, MICHAEL</b>							
Pending at Beg of Period			New Cases Filed	Cases Transferred In / Reactivated			Total
			18	7			227
202							
Terminations			RefVacated	Court Trial	Dismiss	Other	Total
Bankruptcy	3	Default	0	0	11	12	42
		16					
				Total Pending at End of Period			185
<b>BARKER, PAMELA A</b>							
Pending at Beg of Period			New Cases Filed	Cases Transferred In / Reactivated			Total
			22	4			239
213							
Terminations			RefVacated	Court Trial	Dismiss	Other	Total
Bankruptcy	0	Default	0	0	3	8	13
		2					
				Total Pending at End of Period			226
<b>BURNSIDE, JANET R</b>							
Pending at Beg of Period			New Cases Filed	Cases Transferred In / Reactivated			Total
			25	14			239
200							
Terminations			RefVacated	Court Trial	Dismiss	Other	Total
Bankruptcy	2	Default	0	0	8	8	29
		11					
				Total Pending at End of Period			210
<b>CALABRESE, DEENA R</b>							
Pending at Beg of Period			New Cases Filed	Cases Transferred In / Reactivated			Total
			21	3			221
197							
Terminations			RefVacated	Court Trial	Dismiss	Other	Total
Bankruptcy	3	Default	0	0	11	12	48
		22					
				Total Pending at End of Period			173
<b>CLANCY, MAUREEN</b>							
Pending at Beg of Period			New Cases Filed	Cases Transferred In / Reactivated			Total
			16	8			215
191							
Terminations			RefVacated	Court Trial	Dismiss	Other	Total
Bankruptcy	0	Default	0	0	10	6	25
		9					
				Total Pending at End of Period			190
<b>COLLIER-WILLIAMS, CASSANDRA</b>							
Pending at Beg of Period			New Cases Filed	Cases Transferred In / Reactivated			Total
			17	7			244
220							
Terminations			RefVacated	Court Trial	Dismiss	Other	Total
Bankruptcy	2	Default	0	0	15	13	43
		13					
				Total Pending at End of Period			201
<b>CORRIGAN, BRIAN J</b>							

**CUYAHOGA COUNTY COURT OF COMMON PLEAS**

DATE: 05/08/2014  
TIME: 11:54 AM

**Foreclosure Statistics by Judge**  
Reporting Period: April 2014

PAGE: 2  
CMSR1062

Judge							
	Pending at Beg of Period		New Cases Filed		Cases Transferred In / Reactivated		Total
	182		19		14		215
Terminations							
	Bankruptcy	Default	RefVacated	Court Trial	Dismiss	Other	Total
	3	15	0	0	9	10	37
	Total Pending at End of Period						178

<b>CORRIGAN, PETER J</b>							
	Pending at Beg of Period		New Cases Filed		Cases Transferred In / Reactivated		Total
	145		18		6		169
Terminations							
	Bankruptcy	Default	RefVacated	Court Trial	Dismiss	Other	Total
	0	8	0	0	14	9	31
	Total Pending at End of Period						138

<b>DONNELLY, MICHAEL P</b>							
	Pending at Beg of Period		New Cases Filed		Cases Transferred In / Reactivated		Total
	227		17		9		253
Terminations							
	Bankruptcy	Default	RefVacated	Court Trial	Dismiss	Other	Total
	1	16	0	0	6	6	29
	Total Pending at End of Period						224

<b>FRIEDLAND, CAROLYN B</b>							
	Pending at Beg of Period		New Cases Filed		Cases Transferred In / Reactivated		Total
	157		19		9		185
Terminations							
	Bankruptcy	Default	RefVacated	Court Trial	Dismiss	Other	Total
	1	13	0	0	9	7	30
	Total Pending at End of Period						155

<b>FRIEDMAN, STUART A</b>							
	Pending at Beg of Period		New Cases Filed		Cases Transferred In / Reactivated		Total
	229		22		8		259
Terminations							
	Bankruptcy	Default	RefVacated	Court Trial	Dismiss	Other	Total
	3	8	0	0	14	4	29
	Total Pending at End of Period						230

<b>FUERST, NANCY A</b>							
	Pending at Beg of Period		New Cases Filed		Cases Transferred In / Reactivated		Total
	134		12		7		153
Terminations							
	Bankruptcy	Default	RefVacated	Court Trial	Dismiss	Other	Total
	0	10	0	0	3	11	24
	Total Pending at End of Period						129

<b>GALL, STEVEN E</b>							
	Pending at Beg of Period		New Cases Filed		Cases Transferred In / Reactivated		Total
	205		21		2		228
Terminations							
	Bankruptcy	Default	RefVacated	Court Trial	Dismiss	Other	Total
	0	13	0	0	9	10	32
	Total Pending at End of Period						196

GALLAGHER, HOLLIE L

**CUYAHOGA COUNTY COURT OF COMMON PLEAS**

DATE: 05/08/2014  
TIME: 11:54 AM

**Foreclosure Statistics by Judge**  
Reporting Period: April 2014

PAGE: 3  
CMSR1062

Judge							
	Pending at Beg of Period		New Cases Filed	Cases Transferred In / Reactivated			Total
	145		18	4			167
Terminations							
	Bankruptcy	Default	RefVacated	Court Trial	Dismiss	Other	Total
	1	6	0	0	7	6	20
Total Pending at End of Period							147
<b>GAUL, DANIEL</b>							
	Pending at Beg of Period		New Cases Filed	Cases Transferred In / Reactivated			Total
	255		17	4			276
Terminations							
	Bankruptcy	Default	RefVacated	Court Trial	Dismiss	Other	Total
	1	1	0	0	14	4	20
Total Pending at End of Period							256
<b>JACKSON, MICHAEL E</b>							
	Pending at Beg of Period		New Cases Filed	Cases Transferred In / Reactivated			Total
	202		20	11			233
Terminations							
	Bankruptcy	Default	RefVacated	Court Trial	Dismiss	Other	Total
	0	7	0	0	12	11	30
Total Pending at End of Period							203
<b>MASON, LANCE T</b>							
	Pending at Beg of Period		New Cases Filed	Cases Transferred In / Reactivated			Total
	216		19	5			240
Terminations							
	Bankruptcy	Default	RefVacated	Court Trial	Dismiss	Other	Total
	0	14	0	0	9	7	30
Total Pending at End of Period							210
<b>MATIA, DAVID T</b>							
	Pending at Beg of Period		New Cases Filed	Cases Transferred In / Reactivated			Total
	192		24	7			223
Terminations							
	Bankruptcy	Default	RefVacated	Court Trial	Dismiss	Other	Total
	1	12	0	0	14	8	35
Total Pending at End of Period							188
<b>MCCLELLAND, ROBERT C</b>							
	Pending at Beg of Period		New Cases Filed	Cases Transferred In / Reactivated			Total
	145		19	3			167
Terminations							
	Bankruptcy	Default	RefVacated	Court Trial	Dismiss	Other	Total
	0	13	0	0	5	5	23
Total Pending at End of Period							144
<b>MCCORMICK, TIMOTHY</b>							
	Pending at Beg of Period		New Cases Filed	Cases Transferred In / Reactivated			Total
	134		21	2			157
Terminations							
	Bankruptcy	Default	RefVacated	Court Trial	Dismiss	Other	Total
	0	5	0	0	7	2	14
Total Pending at End of Period							143
<b>MCDONNELL, NANCY R</b>							

**CUYAHOGA COUNTY COURT OF COMMON PLEAS**

DATE: 05/08/2014  
TIME: 11:54 AM

**Foreclosure Statistics by Judge**  
Reporting Period: April 2014

PAGE: 4  
CMSR1062

<b>Judge</b>							
	Pending at Beg of Period		New Cases Filed		Cases Transferred In / Reactivated		Total
	172		19		11		202
Terminations							
	Bankruptcy	Default	RefVacated	Court Trial	Dismiss	Other	Total
	2	10	0	0	12	3	27
	Total Pending at End of Period						175
<b>MCMONAGLE, RICHARD J</b>							
	Pending at Beg of Period		New Cases Filed		Cases Transferred In / Reactivated		Total
	126		14		1		141
Terminations							
	Bankruptcy	Default	RefVacated	Court Trial	Dismiss	Other	Total
	0	3	0	0	1	2	6
	Total Pending at End of Period						135
<b>O'DONNELL, JOHN P</b>							
	Pending at Beg of Period		New Cases Filed		Cases Transferred In / Reactivated		Total
	133		6		0		139
Terminations							
	Bankruptcy	Default	RefVacated	Court Trial	Dismiss	Other	Total
	1	3	0	0	4	2	10
	Total Pending at End of Period						129
<b>RUSSO, JOHN J</b>							
	Pending at Beg of Period		New Cases Filed		Cases Transferred In / Reactivated		Total
	144		0		7		151
Terminations							
	Bankruptcy	Default	RefVacated	Court Trial	Dismiss	Other	Total
	0	18	0	0	6	15	39
	Total Pending at End of Period						112
<b>RUSSO, JOSEPH D</b>							
	Pending at Beg of Period		New Cases Filed		Cases Transferred In / Reactivated		Total
	178		20		7		205
Terminations							
	Bankruptcy	Default	RefVacated	Court Trial	Dismiss	Other	Total
	1	6	0	0	7	11	25
	Total Pending at End of Period						180
<b>RUSSO, MICHAEL J</b>							
	Pending at Beg of Period		New Cases Filed		Cases Transferred In / Reactivated		Total
	212		17		11		240
Terminations							
	Bankruptcy	Default	RefVacated	Court Trial	Dismiss	Other	Total
	1	16	0	0	9	6	32
	Total Pending at End of Period						208
<b>RUSSO, NANCY MARGARET</b>							
	Pending at Beg of Period		New Cases Filed		Cases Transferred In / Reactivated		Total
	116		21		10		147
Terminations							
	Bankruptcy	Default	RefVacated	Court Trial	Dismiss	Other	Total
	1	6	0	0	9	7	23
	Total Pending at End of Period						124
<b>SAFFOLD, SHIRLEY STRICKLAND</b>							

**CUYAHOGA COUNTY COURT OF COMMON PLEAS**

DATE: 05/08/2014  
TIME: 11:54 AM

**Foreclosure Statistics by Judge**  
Reporting Period: April 2014

PAGE: 5  
CMSR1062

Judge							
	Pending at Beg of Period		New Cases Filed		Cases Transferred In / Reactivated		Total
	196		21		2		219
Terminations							
	Bankruptcy	Default	RefVacated	Court Trial	Dismiss	Other	Total
	0	14	0	0	3	6	23
	Total Pending at End of Period						196
<b>SHEEHAN, BRENDAN J</b>							
	Pending at Beg of Period		New Cases Filed		Cases Transferred In / Reactivated		Total
	158		14		10		182
Terminations							
	Bankruptcy	Default	RefVacated	Court Trial	Dismiss	Other	Total
	0	15	0	0	7	5	27
	Total Pending at End of Period						155
<b>SUSTER, RONALD</b>							
	Pending at Beg of Period		New Cases Filed		Cases Transferred In / Reactivated		Total
	0		0		1		1
Terminations							
	Bankruptcy	Default	RefVacated	Court Trial	Dismiss	Other	Total
	0	0	0	0	0	1	1
	Total Pending at End of Period						0
<b>SUTULA, JOHN D</b>							
	Pending at Beg of Period		New Cases Filed		Cases Transferred In / Reactivated		Total
	227		19		9		255
Terminations							
	Bankruptcy	Default	RefVacated	Court Trial	Dismiss	Other	Total
	1	15	0	0	6	10	32
	Total Pending at End of Period						223
<b>SUTULA, KATHLEEN ANN</b>							
	Pending at Beg of Period		New Cases Filed		Cases Transferred In / Reactivated		Total
	150		17		10		177
Terminations							
	Bankruptcy	Default	RefVacated	Court Trial	Dismiss	Other	Total
	0	13	0	0	8	11	32
	Total Pending at End of Period						145
<b>SYNENBERG, JOAN</b>							
	Pending at Beg of Period		New Cases Filed		Cases Transferred In / Reactivated		Total
	176		16		7		199
Terminations							
	Bankruptcy	Default	RefVacated	Court Trial	Dismiss	Other	Total
	2	6	0	0	4	16	28
	Total Pending at End of Period						171
<b>VILLANUEVA, JOSE A</b>							
	Pending at Beg of Period		New Cases Filed		Cases Transferred In / Reactivated		Total
	246		20		9		275
Terminations							
	Bankruptcy	Default	RefVacated	Court Trial	Dismiss	Other	Total
	3	14	0	0	17	7	41
	Total Pending at End of Period						234

# *Monthly Summary*





# *Year to Date Summary*

# SUMMARY FOR THE COURT

## January - April 2014

NAME	PEND	ASSIGNED			TRIALS						DISP	PENDING				+
		CV	CR	TOT	JURY			COURT				CV	FR	CR	TOT	
					CV	CR	TOT	CV	CR	TOT		CV	FR	CR	TOT	-
Dick Ambrose	529	234	162	396	0	3	3	2	3	5	368	243	143	171	557	-28
Michael K. Astrab	510	246	127	373	0	2	2	0	0	0	388	175	185	135	495	+15
Pamela A. Barker	535	240	121	361	0	0	0	0	1	1	347	216	226	107	549	-14
Janet R. Burnside	538	248	124	372	0	7	7	1	1	2	393	216	210	91	517	+21
Deena R. Calabrese	503	257	113	370	0	1	1	0	0	0	381	218	173	101	492	+11
Maureen Clancy	447	247	130	377	0	4	4	0	1	1	345	196	190	93	479	-32
Cassandra Collier-Willia	489	246	155	401	0	3	3	0	1	1	368	182	197	143	522	-33
Brian J. Corrigan	577	245	115	360	1	2	3	0	3	3	374	291	176	96	563	+14
Peter J. Corrigan	553	240	112	352	1	0	1	3	0	3	431	218	138	118	474	+79
Michael P. Donnelly	523	237	99	336	3	3	6	0	3	3	353	200	224	82	506	+17
Carolyn B. Friedland	562	250	147	397	1	0	1	0	2	2	439	217	155	148	520	+42
Stuart A. Friedman	565	249	133	382	0	1	1	0	0	0	410	194	230	113	537	+28
Nancy A. Fuerst	241	220	107	327	0	2	2	0	0	0	217	163	129	59	351	-110
Steven E. Gall	465	251	135	386	3	7	10	0	1	1	370	176	193	112	481	-16
Hollie L. Gallagher	428	229	104	333	2	2	4	0	1	1	343	193	147	78	418	+10
Daniel Gaul	621	251	142	393	0	2	2	0	0	0	364	267	255	128	650	-29
Michael E Jackson	550	258	146	404	2	1	3	0	1	1	365	230	201	158	589	-39
Lance T. Mason	534	241	123	364	1	0	1	0	1	1	397	194	210	97	501	+33
David T. Matia	507	252	147	399	0	2	2	0	0	0	421	190	188	107	485	+22
Robert C. McClelland	568	238	179	417	1	2	3	1	0	1	384	266	144	191	601	-33
Timothy McCormick	484	234	135	369	2	7	9	0	2	2	378	237	142	96	475	+9
Nancy R. McDonnell	443	248	137	385	0	0	0	0	2	2	357	207	174	90	471	-28
Richard J. McMonagle	542	196	117	313	0	1	1	0	2	2	332	293	134	96	523	+19
John P. O'Donnell	466	220	117	337	1	1	2	3	0	3	279	290	129	105	524	-58
John J. Russo	441	114	26	140	0	2	2	0	1	1	333	120	112	16	248	+193
Joseph D. Russo	533	234	135	369	0	0	0	0	1	1	368	215	179	140	534	-1
Michael J. Russo	476	247	131	378	1	5	6	1	0	1	356	194	208	96	498	-22
Nancy Margaret Russo	325	250	112	362	0	2	2	0	2	2	389	114	124	60	298	+27
Shirley Strickland Saffold	537	245	145	390	1	0	1	0	0	0	408	196	196	127	519	+18
Brendan J. Sheehan	360	249	126	375	1	5	6	0	1	1	319	169	155	92	416	-56
John D. Sutula	572	255	133	388	2	1	3	1	1	2	390	237	222	111	570	+2
Kathleen Ann Sutula	437	263	126	389	0	9	9	0	1	1	384	199	145	98	442	-5
Joan Synenberg	443	253	116	369	2	1	3	0	0	0	326	216	162	108	486	-43
José A. Villanueva	617	238	112	350	2	2	4	3	1	4	361	261	234	111	606	+11
<b>TOTALS</b>	16921	8125	4289	12414	27	80	107	15	33	48	12438	7193	6030	3674	16897	+24

## *Corrections/Adjustments*

## *Corrections & Adjustments*

There was a minor error in the stats for the Total Pending Judicial Foreclosure Cases Referred to Magistrates and the Percentage of Pending Judicial Foreclosure Cases Referred to Magistrates by Filing Year from November 2011 till January 2013. The year 2002 erroneously showed ten active cases when there are/were two active cases for 2002. The charts for November 2011 through December 2012 are not being corrected as the impact is of such minor significance that it doesn't warrant the work involved to correct them.

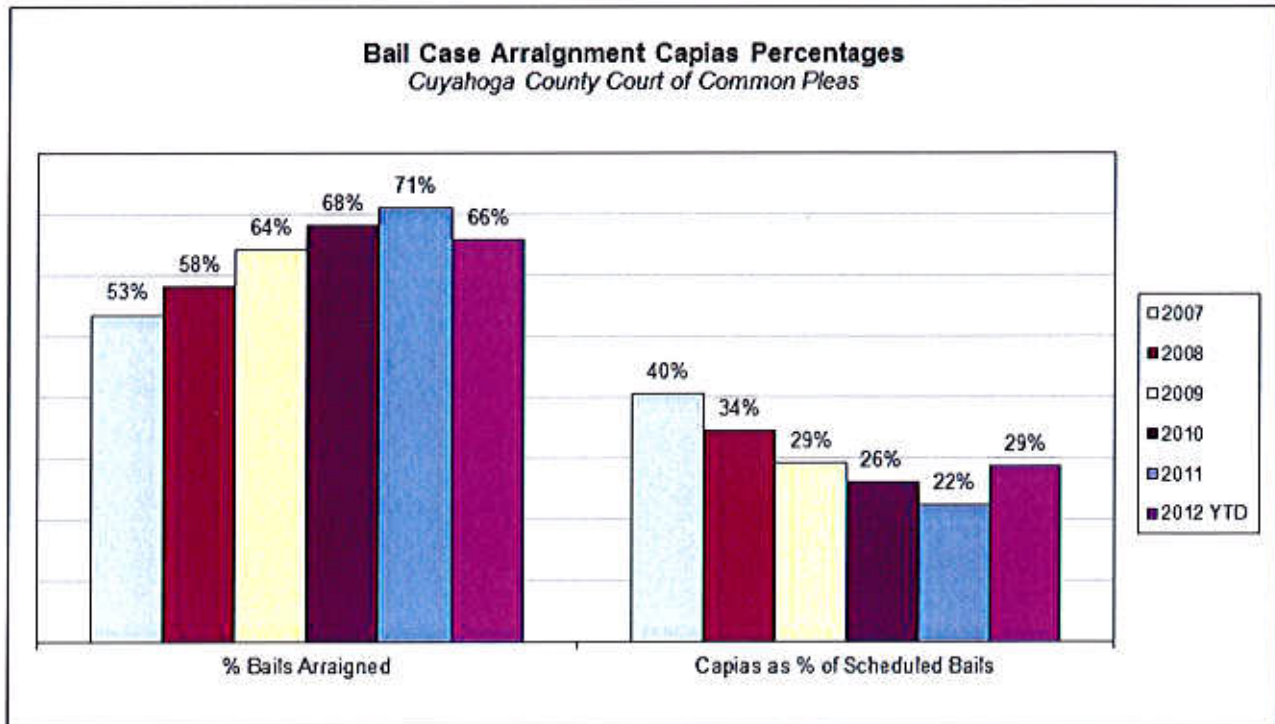
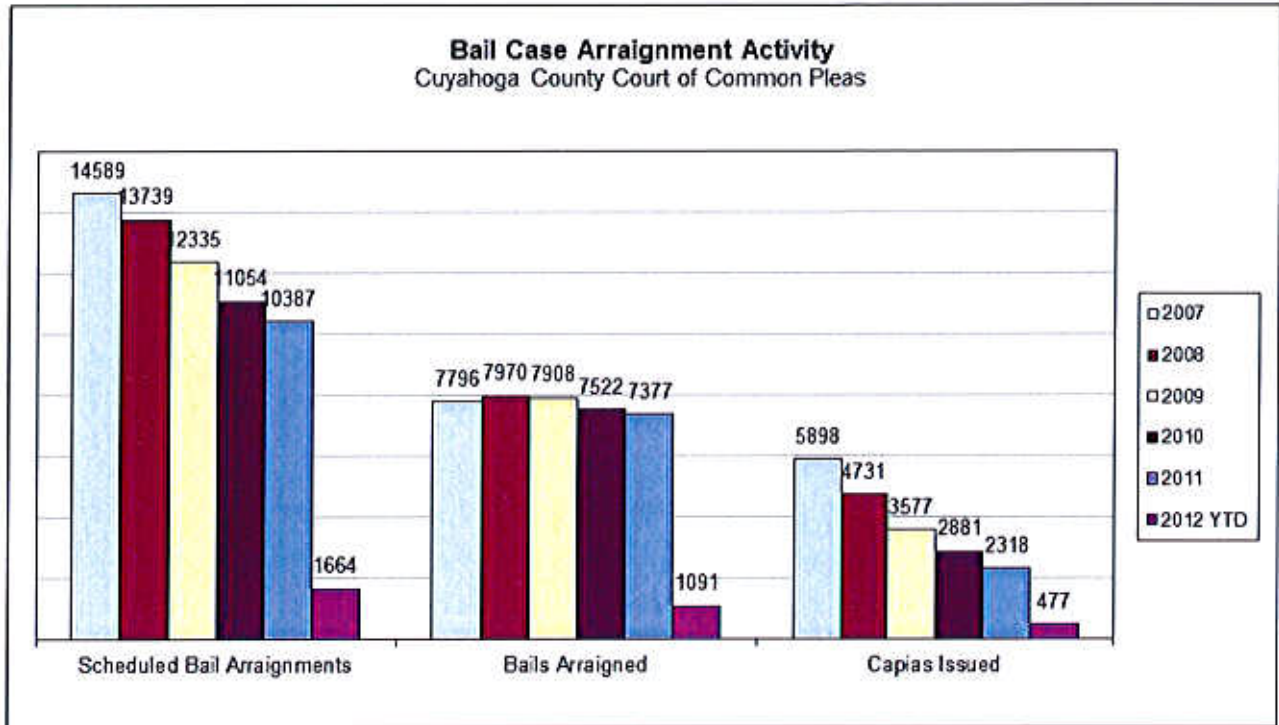
The charts on pgs. 19 and 23 reflect the corrected count for 2002 from ten active cases to two cases on the aforementioned reports.

# CUYAHOGA COUNTY COMMON PLEAS COURT

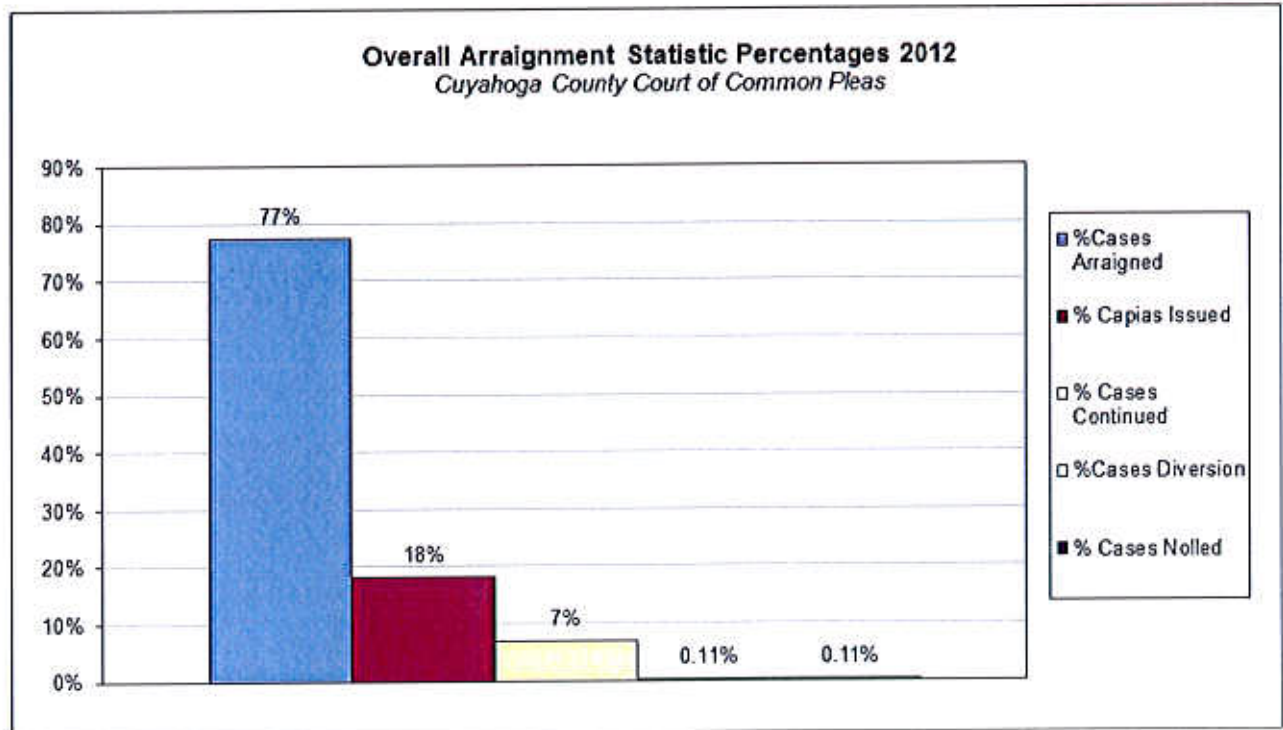
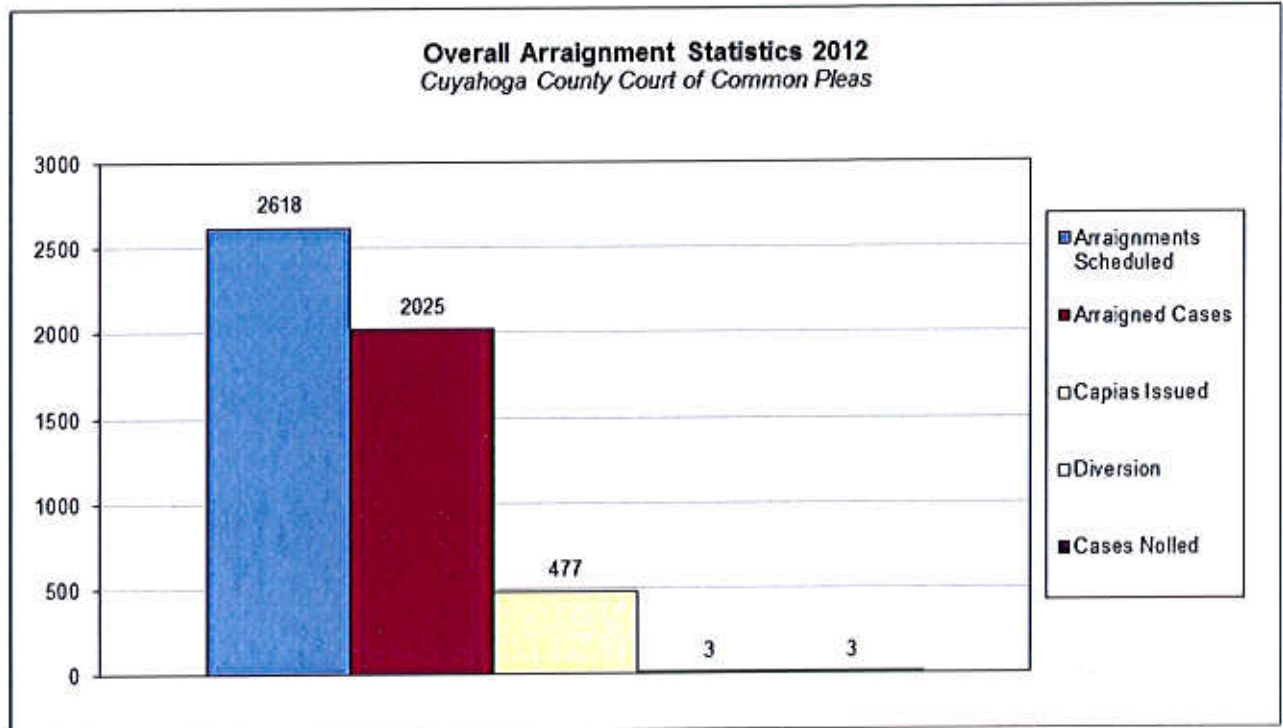
There was an error in the Bail Case Arraignment Activity, Bail Case Arraignment Capias Percentages, Overall Arraignment Statistics, and Overall Arraignment Statistic Percentage charts in January 2012. Consequently, the aforementioned charts posted with the court statistics for January 2012 are incorrect.

Consequently, the aforementioned charts posted with the court statistics for January 2012 are incorrect.

The following charts reflect the correct statistics.



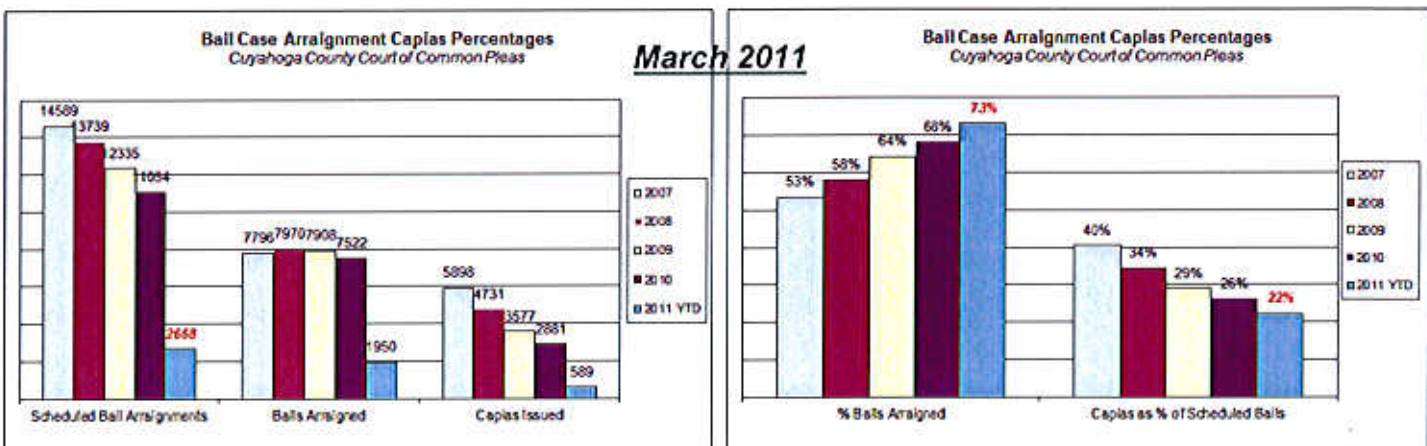
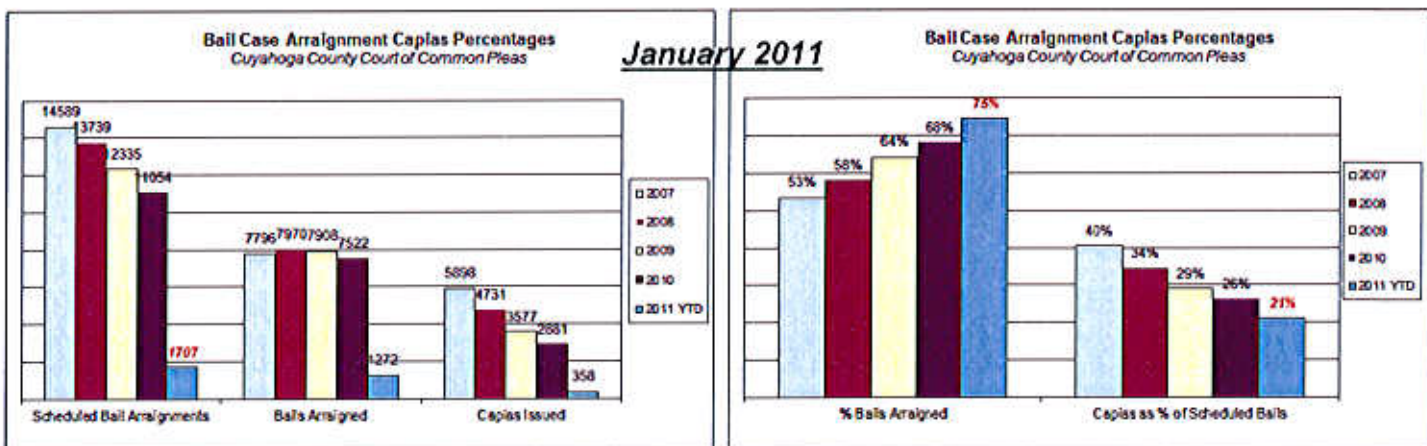
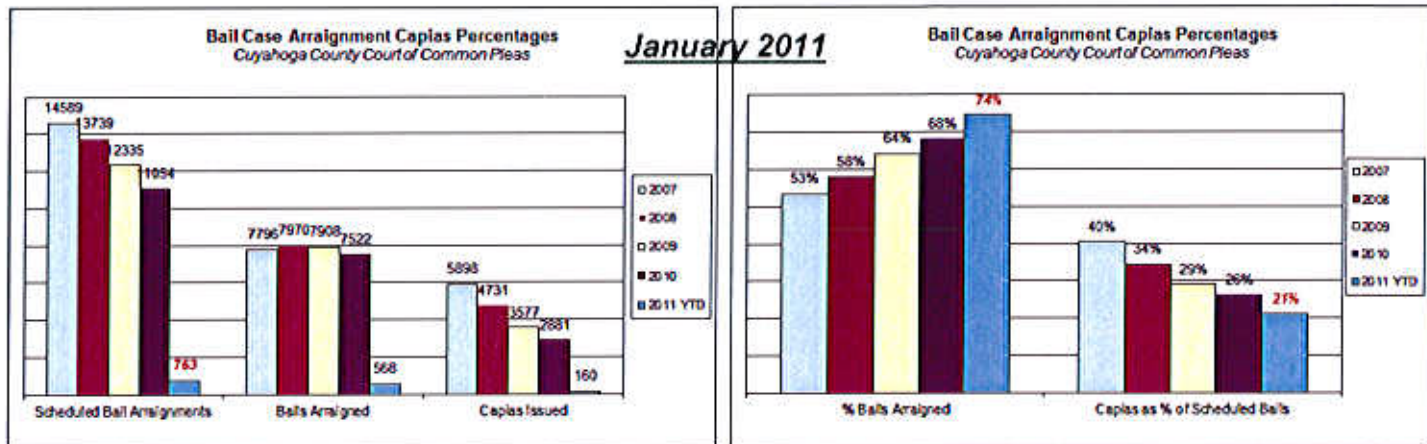
# CUYAHOGA COUNTY COMMON PLEAS COURT



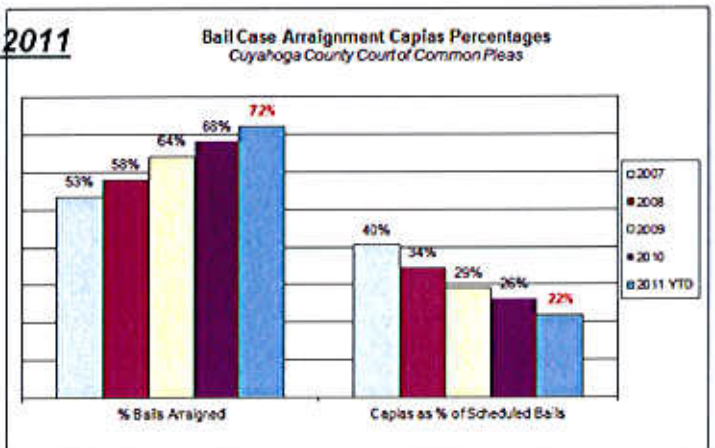
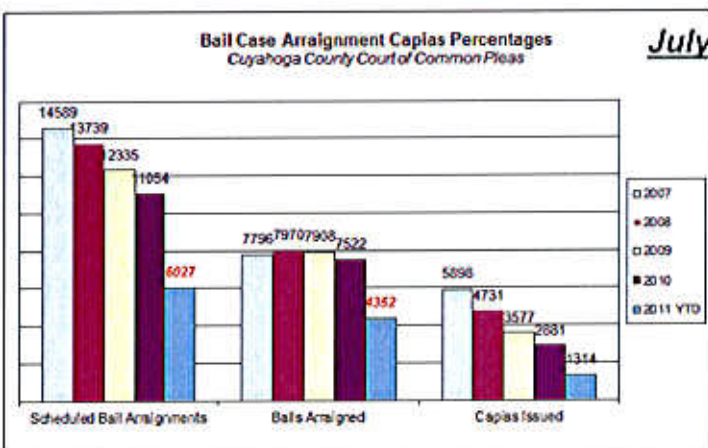
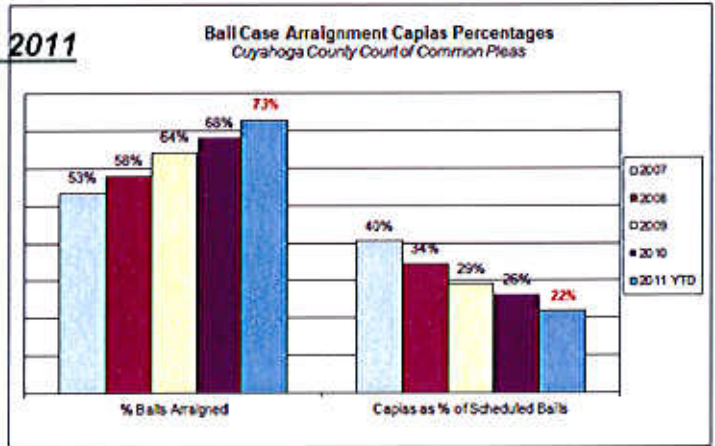
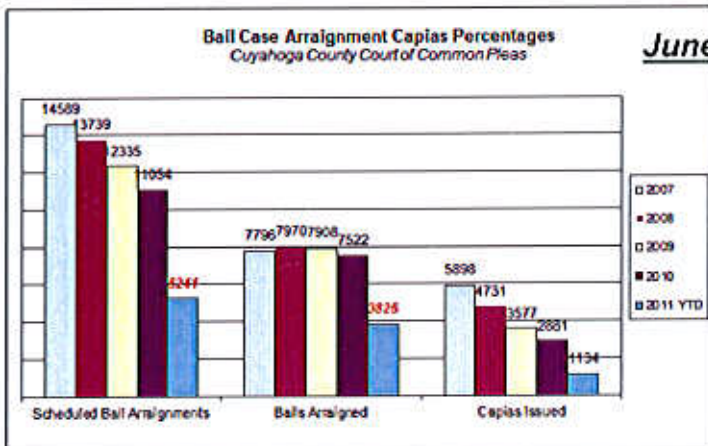
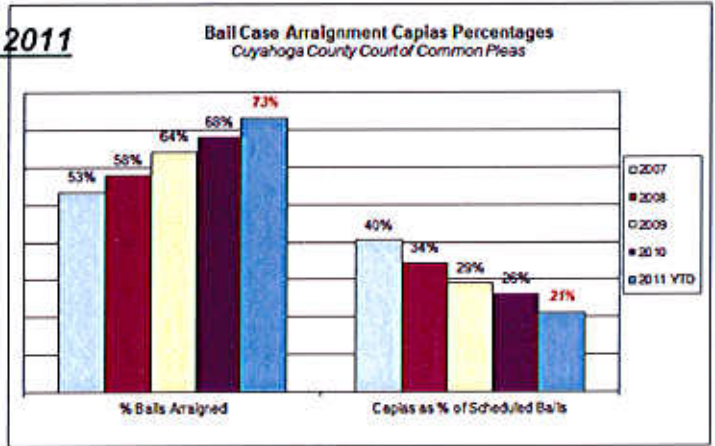
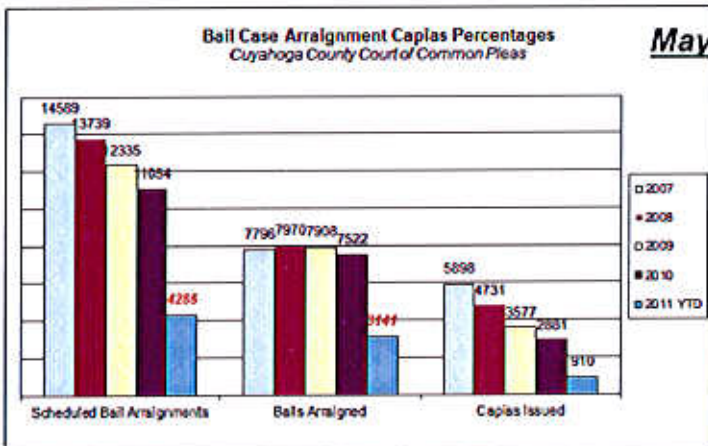
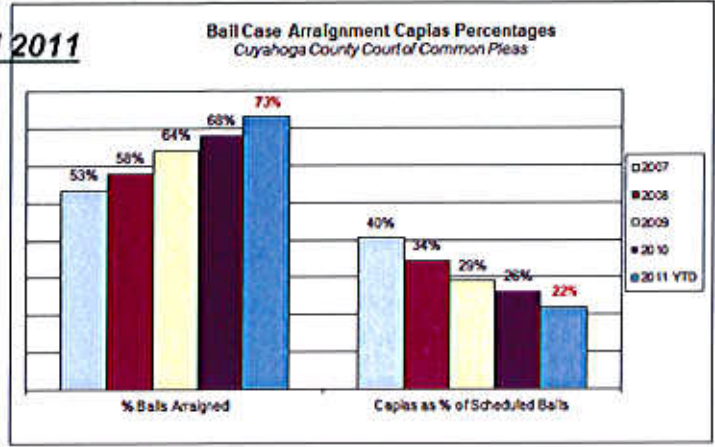
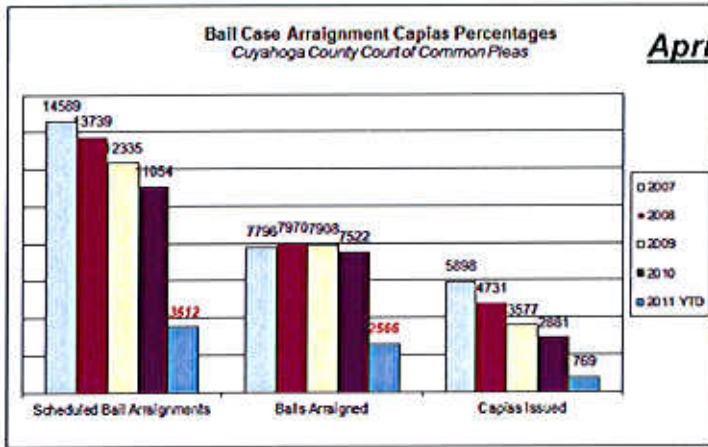
# CUYAHOGA COUNTY COMMON PLEAS COURT

There was a minor error in the Bail Case Arraignment Activity and Bail Case Arraignment Capias Percentages charts in January 2011. The error was not discovered until December 2011. Consequently, the aforementioned charts posted with the court statistics from January 2011 – November 2011 are incorrect.

The following charts reflect the corrections highlighted in red.

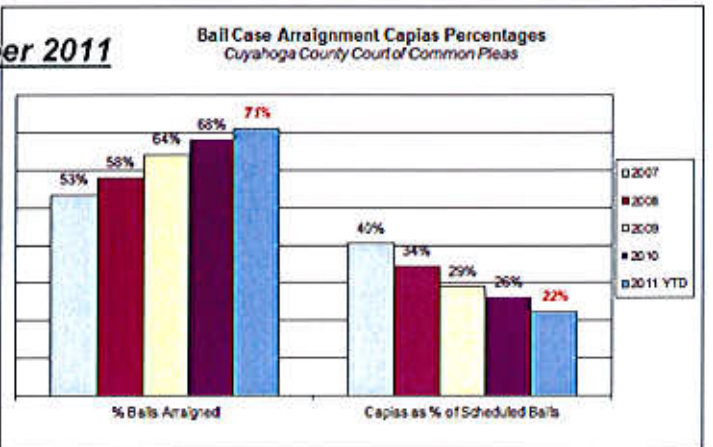
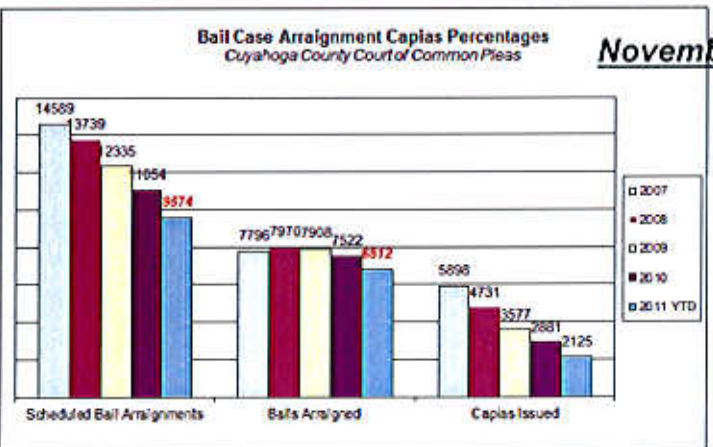
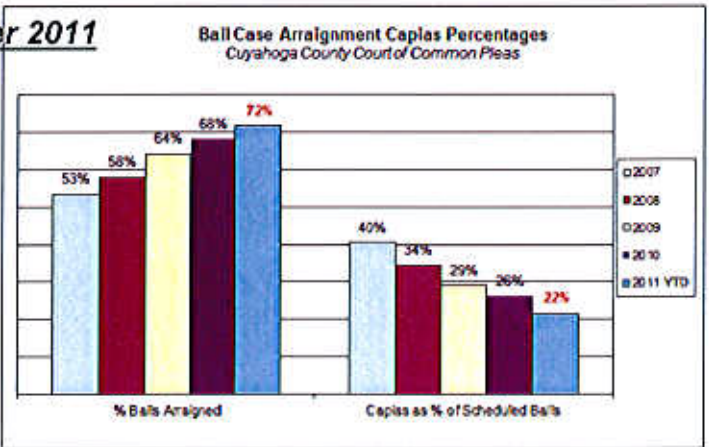
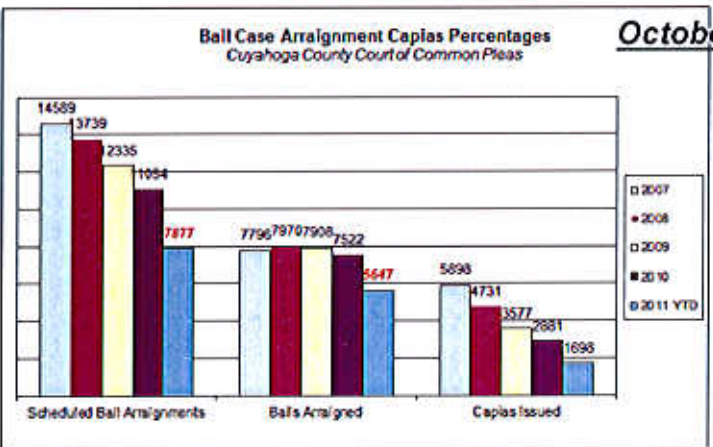
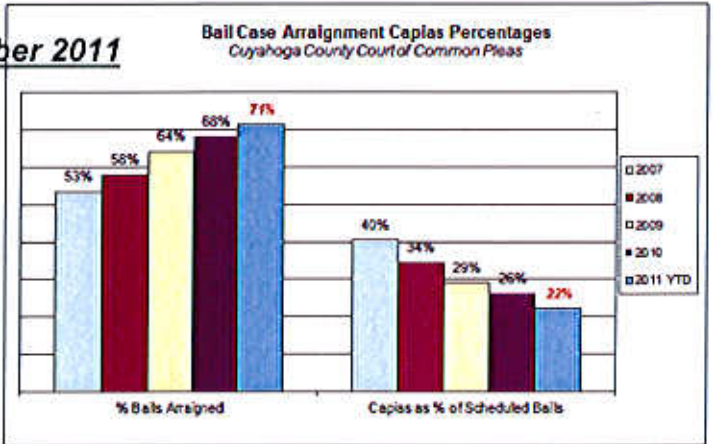
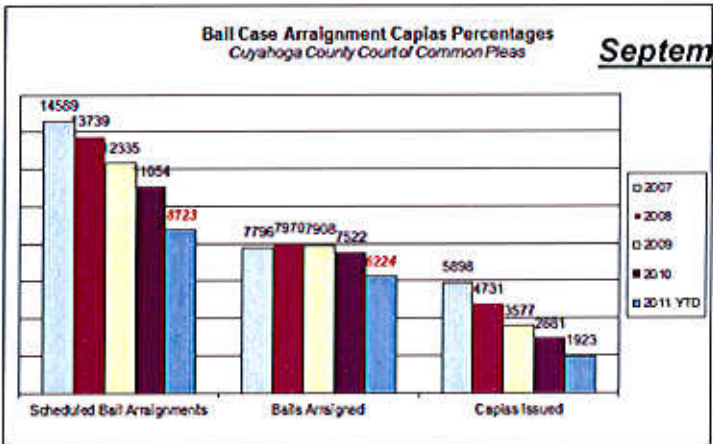
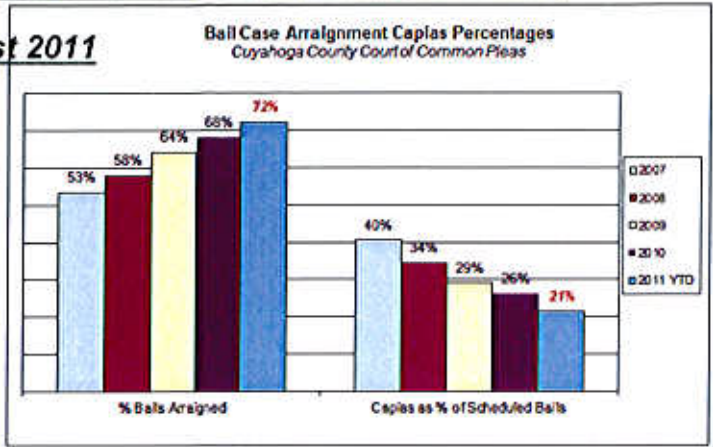
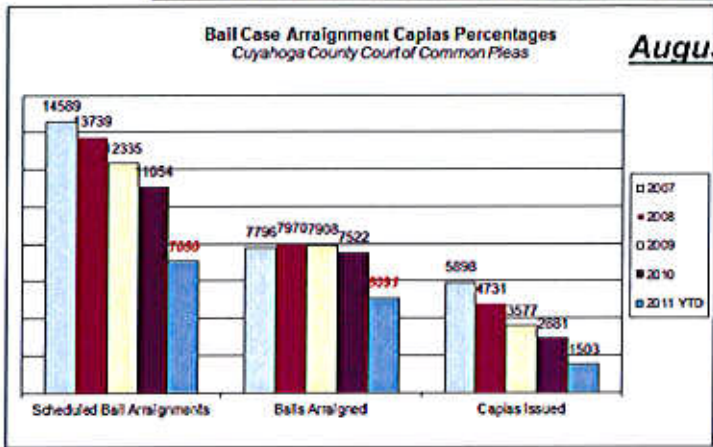


# CUYAHOGA COUNTY COMMON PLEAS COURT





# CUYAHOGA COUNTY COMMON PLEAS COURT



# CUYAHOGA COUNTY COMMON PLEAS COURT

There was a minor error in the New Marsh. Of Lien/Quite Title/Partition Case Filings by Month, Total New Judicial Foreclosure Filings by Month for Year 2010 and Total New Judicial Foreclosure Filings 1996-2010 for the month of March 2010.

The following charts reflect the original and corrected numbers.

