



***Statistics Report
March 2014***

***John J. Russo
Administrative and Presiding Judge***

TABLE OF CONTENTS

Criminal Statistics

Newly Filed, Re-Activated and Transferred in Cases _____ 4

Yearly Criminal Terminations _____ 5

Pending Criminal Cases End of Period _____ 6

Clearance Rate _____ 7

Arrest to Disposition Timeline _____ 8

Average Arrest to Disposition Timeline (Jail Cases) _____ 9

Average Arrest to Disposition Timeline (Non-Jail Cases) _____ 10

Average Arrest to Disposition Timeline (Jail and Non-Jail Cases) _____ 11

Yearly Average Arrest to Disposition Timeline _____ 12

Indictments and Informations Filed With the Clerk of Courts _____ 13

Bail Case Arraignment Activity _____ 14

Overall Arraignment Statistics _____ 15

Foreclosure Statistics

Total Pending Judicial Foreclosure Cases Referred to Magistrates (A) _____ 17

Total Pending Judicial Foreclosure Cases Referred to Magistrates (B) _____ 18

Total Pending Judicial Foreclosure Cases Referred to Magistrates (C) _____ 19

Total Pending Tax Lien & Certificate Cases Referred to Magistrates (A) _____ 20

Total Pending Tax Lien & Certificate Cases Referred to Magistrates (B) _____ 21

Total Pending Tax Lien & Certificate Cases Referred to Magistrates (C) _____ 22

Percentage of Pending Judicial Foreclosure Cases By Filing Year _____ 23

Judicial Foreclosure Clearance Rate Year 2011 _____ 26

Judicial Foreclosure Clearance Rate Year 2012 _____ 24

Judicial Foreclosure Clearance Rate Year 2014 _____ 25

Avg. Number of Days to Disp. (Excl. Bank. Stays & Tax Lien & Tax Cert.) _____ 27

Avg. Number of Days to Disp. (Excl. Bank. Stays & Incl. Tax Lien & Tax Cert.) _____ 28

Total New Judicial Foreclosure Filings _____ 29

New Marsh of Lien/Quiet Title/Partition Case Filings for Years 2005 – 2014 YTD _____ 30

New Marsh of Lien/Quiet Title/Partition Case Filings by month for 2014 YTD _____ 30

New Tax Lien & Certificate Filings for Years 2005 – 2014 YTD _____ 31

New Tax Lien & Certificate Filings by Month for Year 2014 YTD _____ 31

Total New Judicial Foreclosure Filings Years 2005 – 2014 YTD _____ 32

Total New Judicial Foreclosure Filings by Month for Year 2014 YTD _____ 32

Magistrate's Monthly Reports _____ 33

Report CMSR1062 - Judicial Foreclosure Statistics by Judge _____ 41

Monthly Summary _____ 48

Year to Date Summary _____ 50

Corrections/Adjustments _____ 52

Criminal Case Statistics

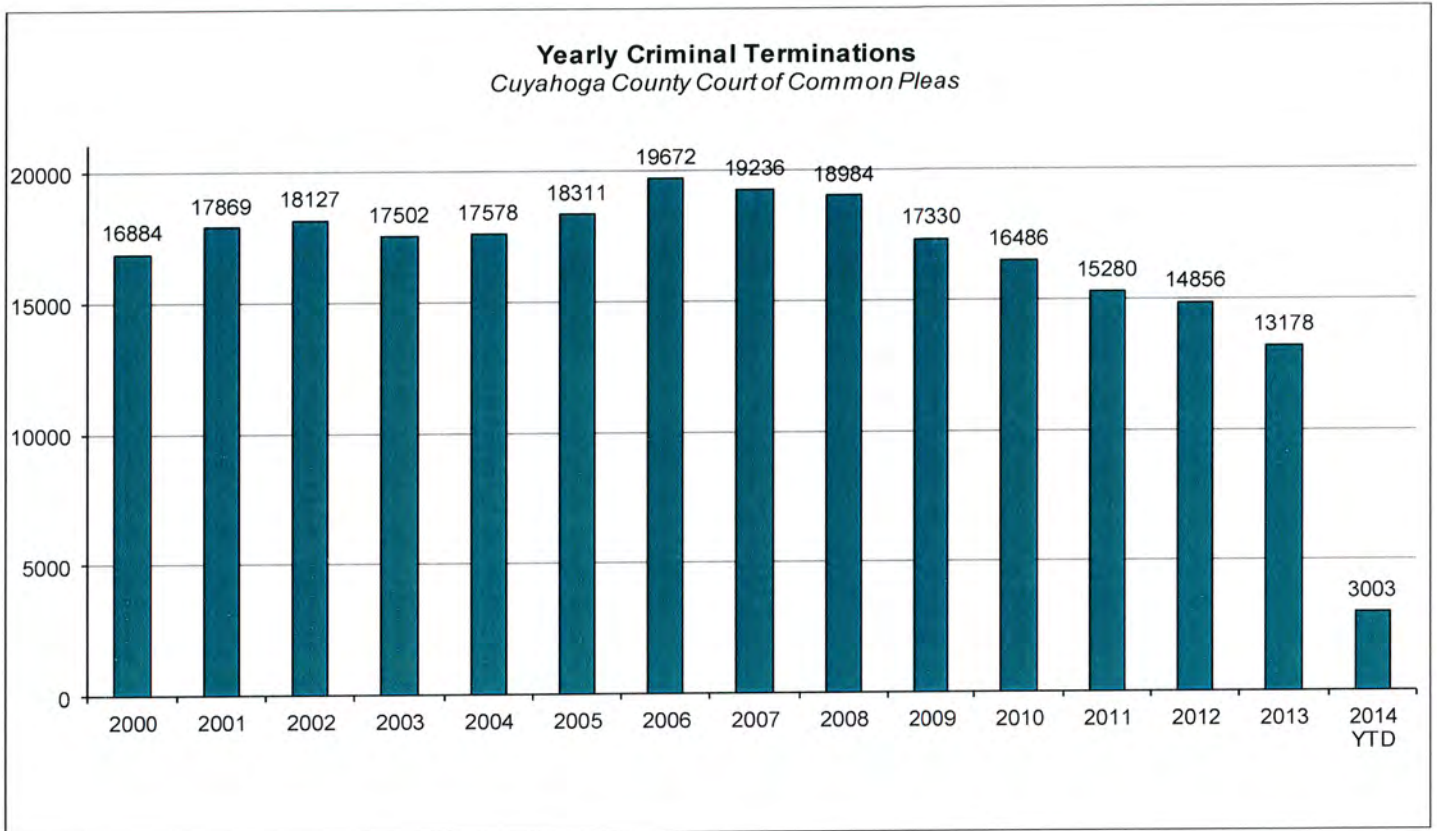
Newly Filed, Re-Activated and Transferred in Cases

The following chart is a representation of all filed cases in Cuyahoga County Court of Common Pleas from 2000 – March 2014. Newly filed cases are defined as having been arraigned and assigned to a Judge. Re-activated cases are defined as cases where a defendant was unavailable for trial and has now become ready to proceed. Transferred cases are defined as cases moved from one judge's docket to another. This could be due to re-assignment to a Mental Health Judge or after additional information indicates that by Court rule, the case should have been assigned to another Judge.



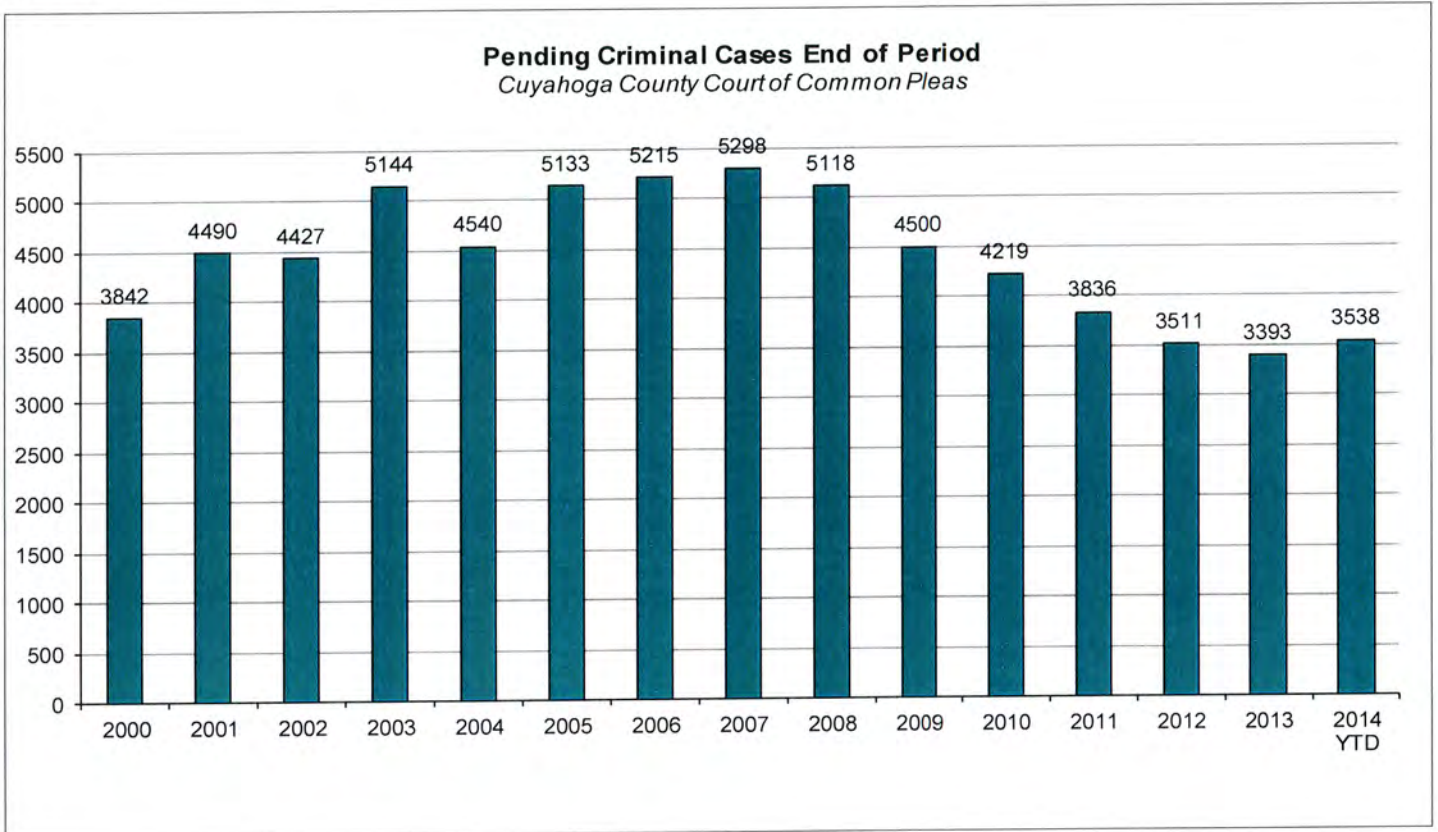
Yearly Criminal Terminations

The following chart represents cases that have been terminated by the court from 2000 – March 2014. These cases have been terminated either by trial; plea, dismissal or a defendant is unavailable for trial or sentencing.



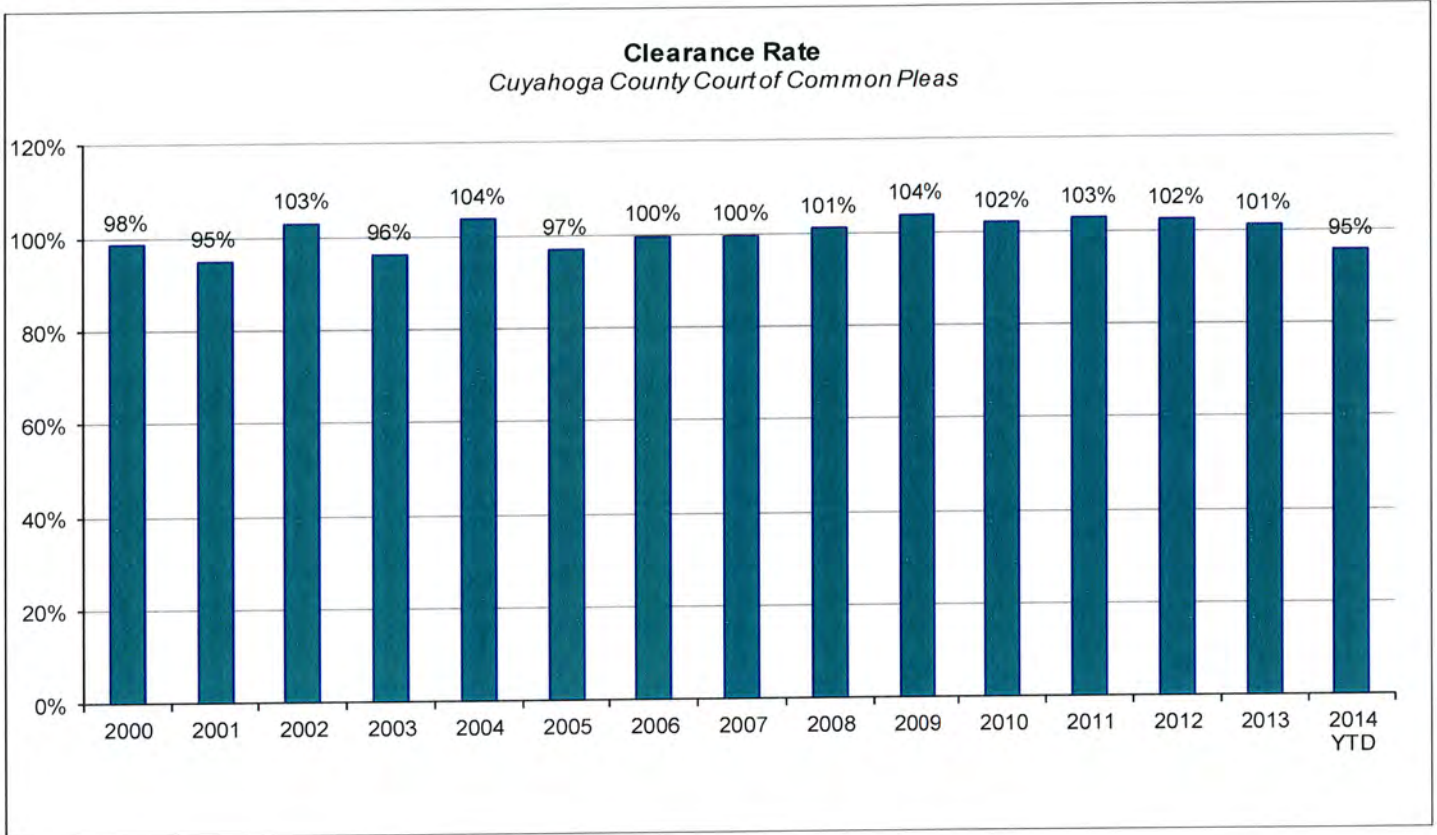
Pending Criminal Cases End of Period

The following chart represents the total number of cases pending at the end of the reporting period from 2000 – March 2014. Pending criminal cases at the end of the period is determined by adding the total number of pending cases at the beginning of the reporting period, and all newly filed, re-activated and transferred in cases. The total number of cases terminated in the period is subtracted from the sum total pending at the beginning of the period to give the value pending at the end of the period.



Clearance Rate

The Clearance Rate is the total number of outgoing cases as a percentage of the number of incoming cases. Clearance rate measures whether the court is keeping up with its incoming caseload. If cases are not disposed in a timely manner, a backlog of cases awaiting disposition will grow. A Clearance Rate of 100% indicates that at least as many cases have been filed, reopened, or reactivated in a period have been disposed.



Arrest to Disposition Timeline

Arrest to disposition timeline is a method to measure how felony cases flow through the Cuyahoga County Criminal Justice System. By capturing how long a case takes to move from stage to stage, we can examine where problems may exist and where potential improvements in case processing can be made.

The source data was extracted from the Cuyahoga County Court of Common Pleas Case Management System. The overall population of sample data was based on cases terminated in a given month excluding cases that have gone through diversion programs. A case is defined as a defendant and all charges involved in a single incident. The period for the extracted data is from March 2014.

The stages examined were:

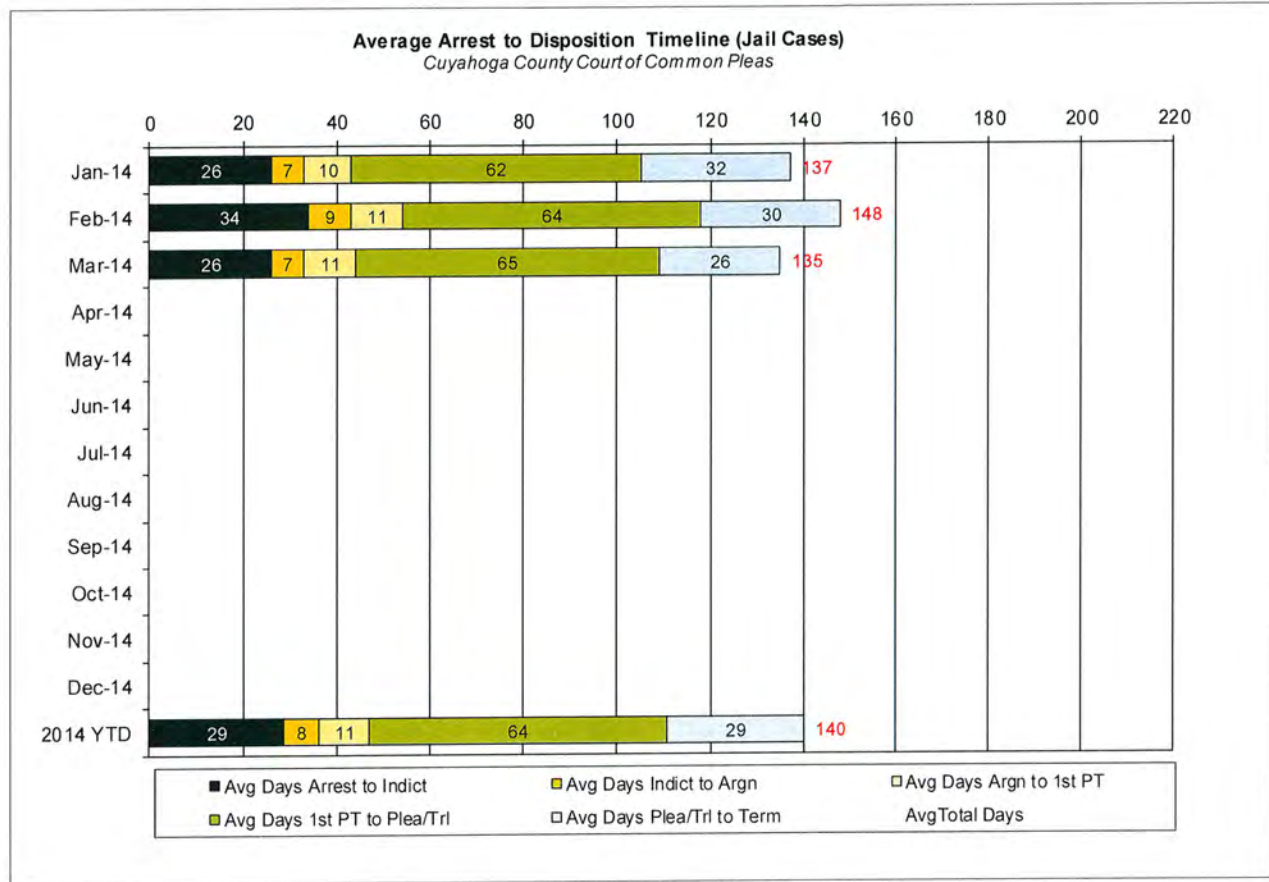
Arrest to Indictment
Indictment to Arraignment
Arraignment to 1st Pre-Trial
1st Pre-Trial to Plea/Trial
Plea/Trial to Termination

Due to the fact that each case may or may not have all of the stage date elements, a method to arrive at stage averages was applied. For a case to be included in the average for a stage there would need to be both dates for the given stage. A case would be included in the Arrest to Indictment stage if both arrest date and indictment date were available. This method was applied to each of the five stages. Next we calculated the total number of cases that met the date criteria for each of the ranges and also the total number of days between each date. To arrive at an average, the total number of days for each case in each range was calculated and divided by the total number of cases that met the date criteria. If a case had a time period or periods where the defendant was capiased or referred to the Psych Clinic, that amount of time was subtracted from the appropriate range. For re-indicted cases, the original arrest date is used.

The following three charts are for Jail, Non-Jail and combined Jail and Non-Jail cases. Jail and Non-Jail cases are defined by the posting of bond prior to plea or trial.

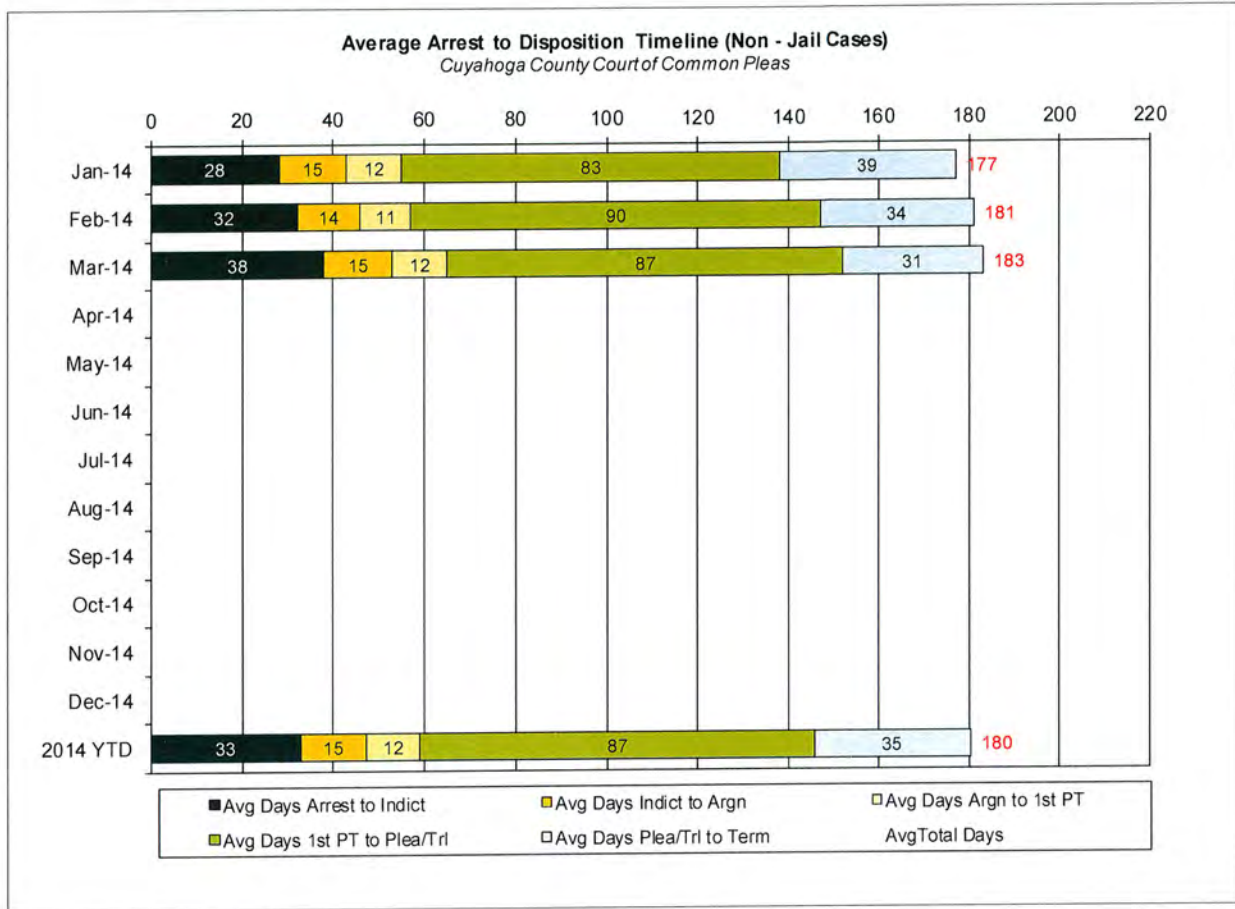
CUYAHOGA COUNTY COMMON PLEAS COURT

Average Arrest to Disposition Timeline (Jail Cases)



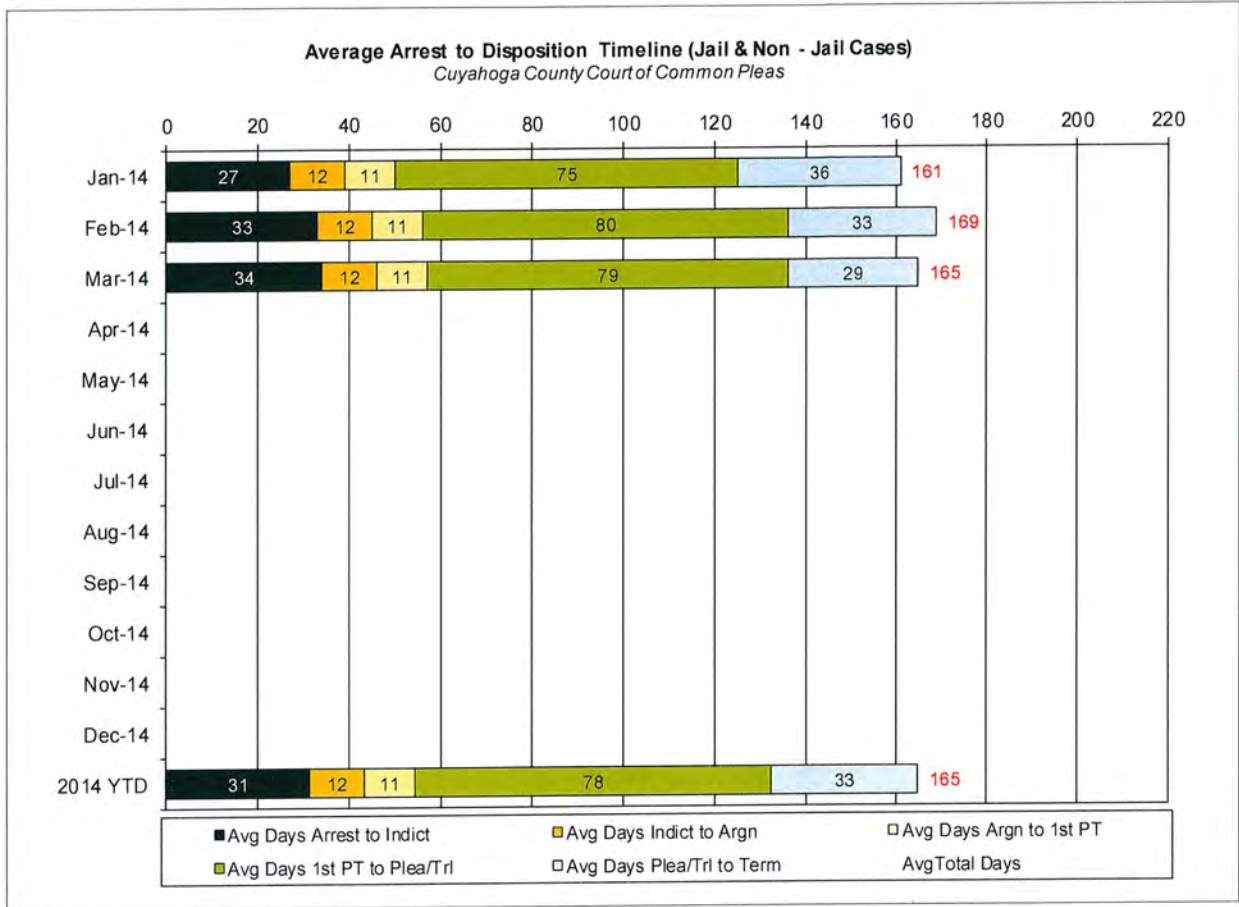
CUYAHOGA COUNTY COMMON PLEAS COURT

Average Arrest to Disposition Timeline (Non-Jail Cases)

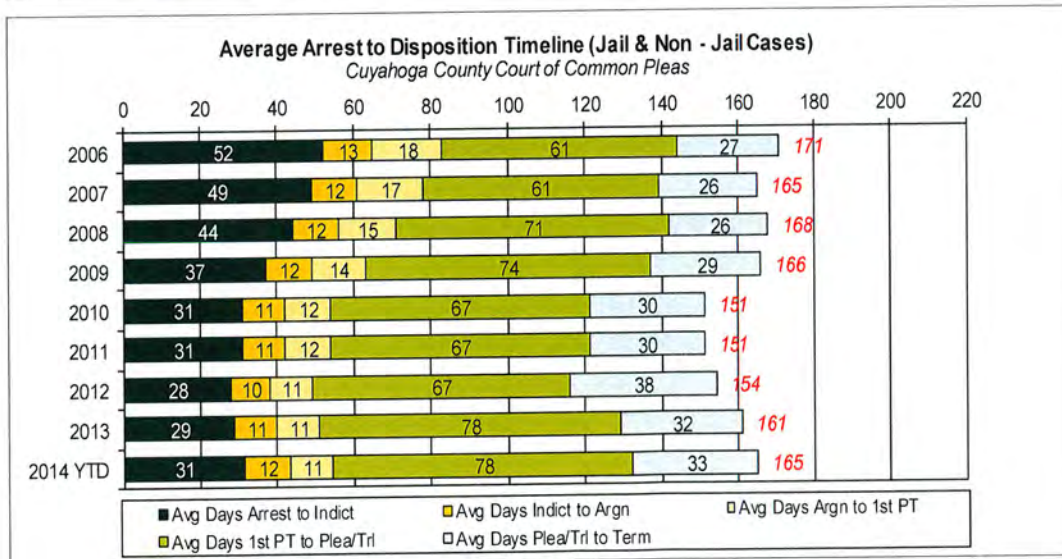
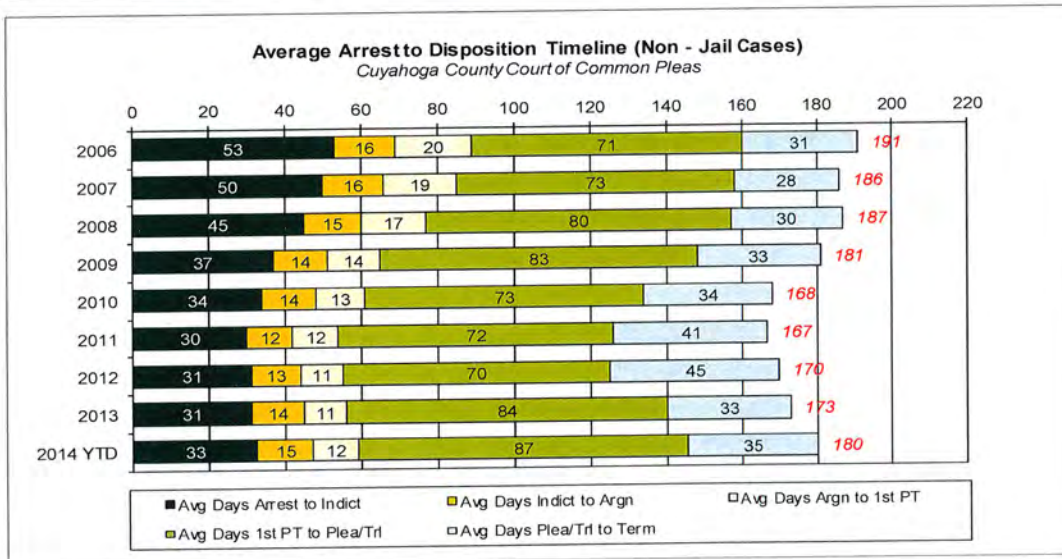
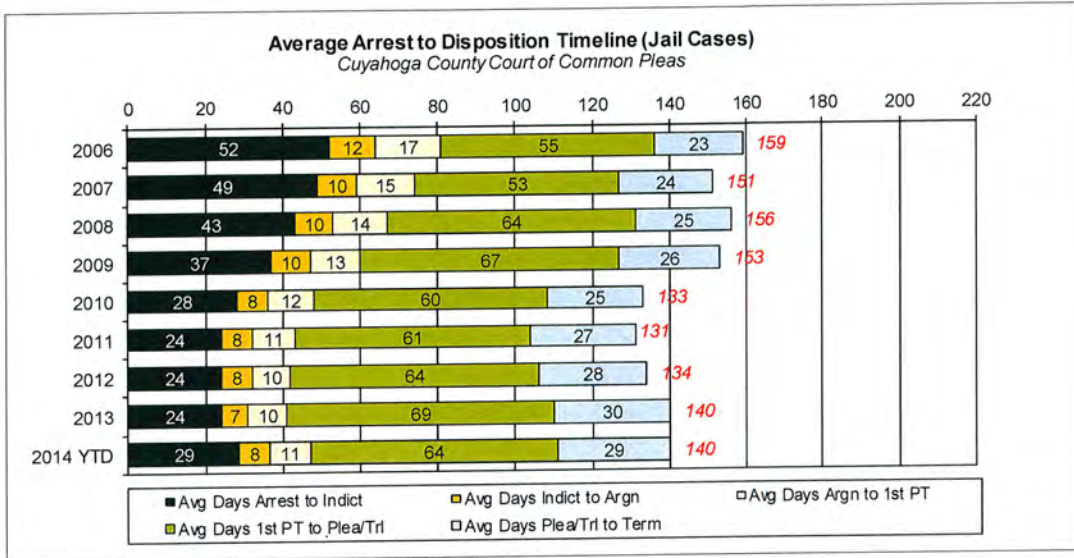


CUYAHOGA COUNTY COMMON PLEAS COURT

Average Arrest to Disposition Timeline (Jail and Non-Jail Cases)



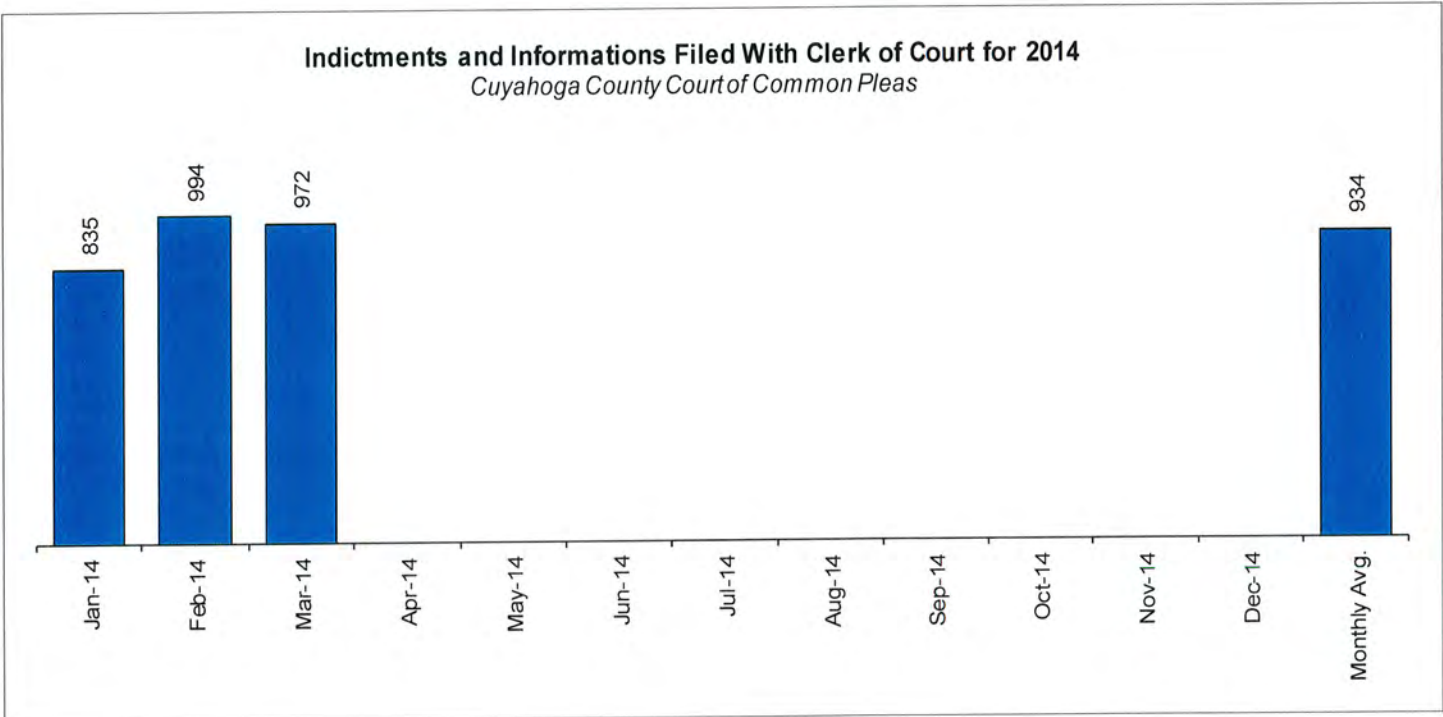
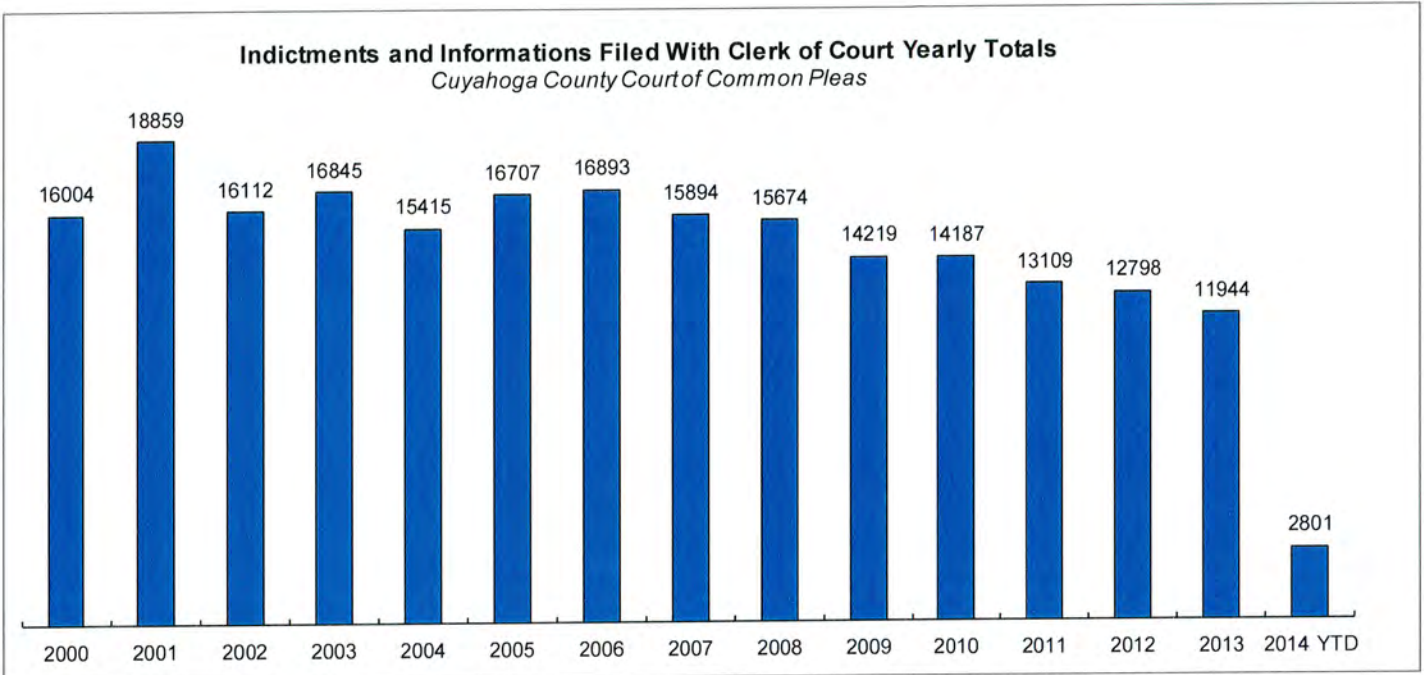
Yearly Average Arrest to Disposition Timeline



CUYAHOGA COUNTY COMMON PLEAS COURT

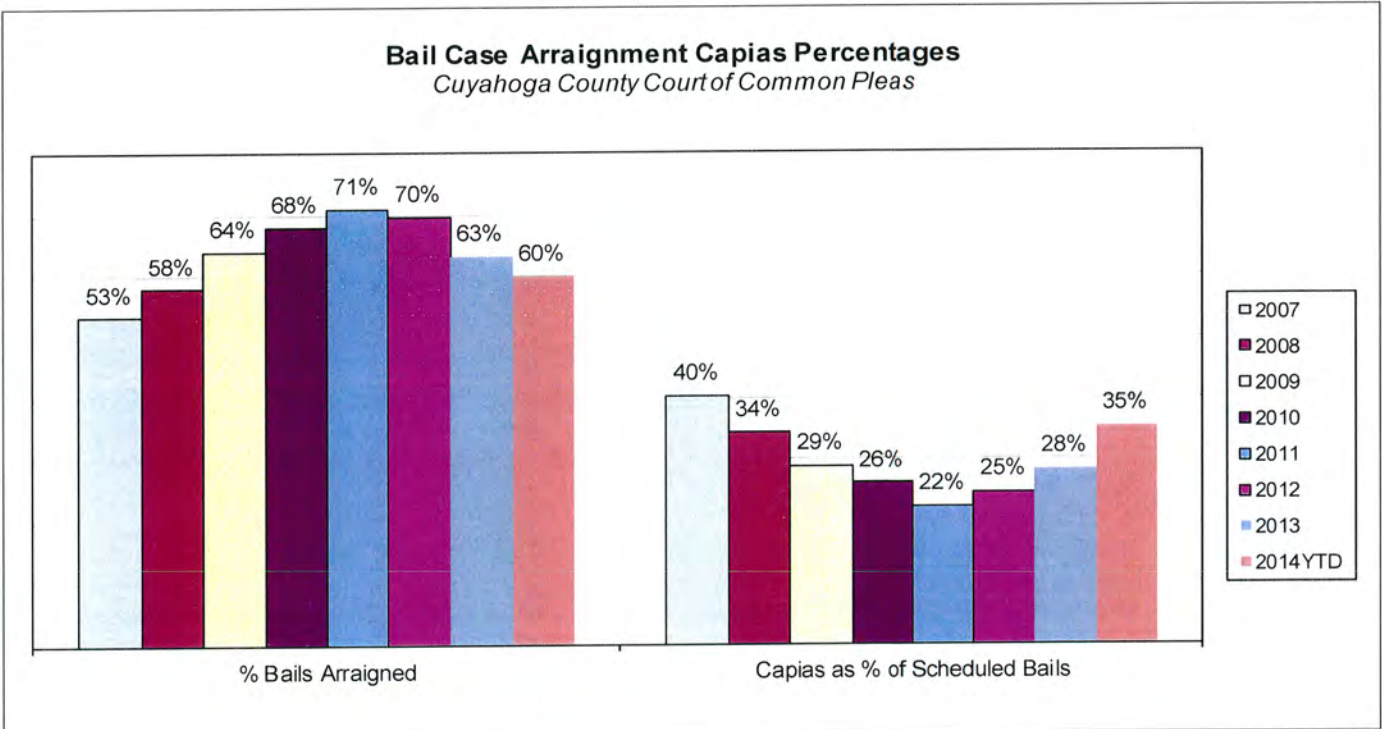
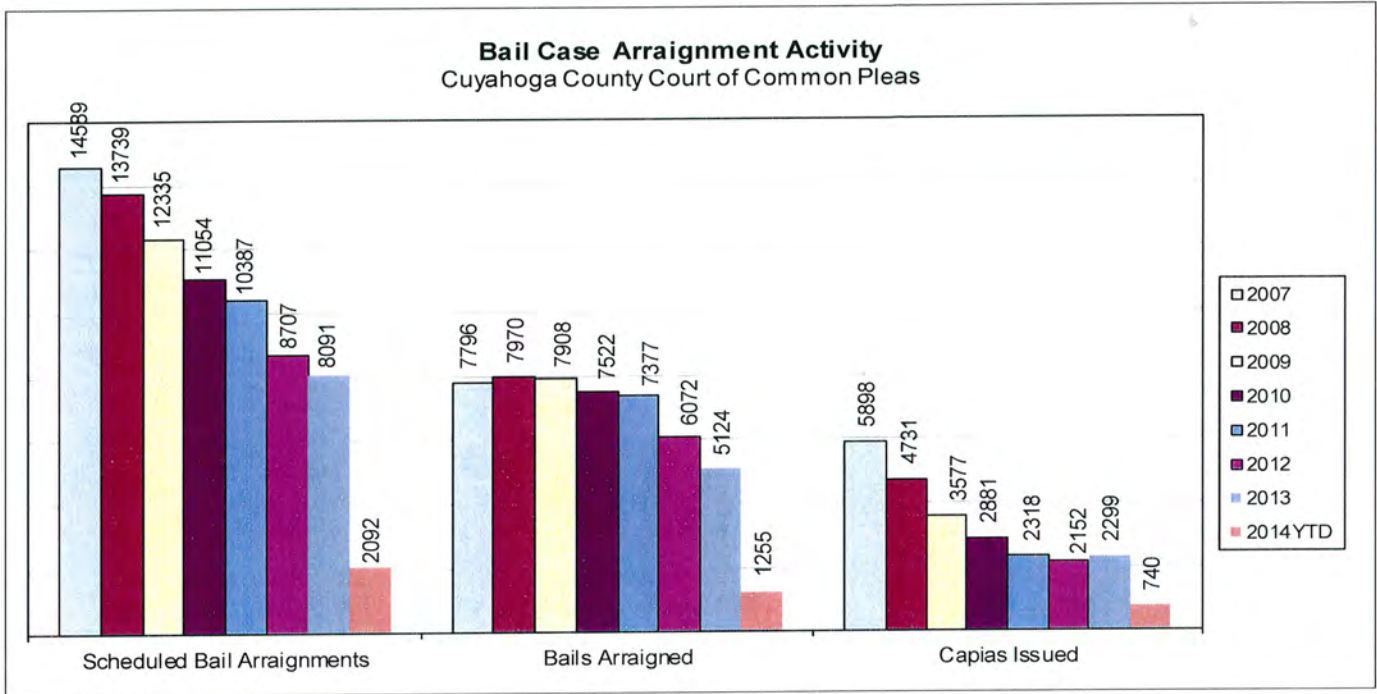
Indictments and Informations Filed With the Clerk of Courts

The following charts are reflective of Indictments and Informations filed with the Criminal Clerk of Courts from 2000. The source for this information was the Criminal Clerk's Office.



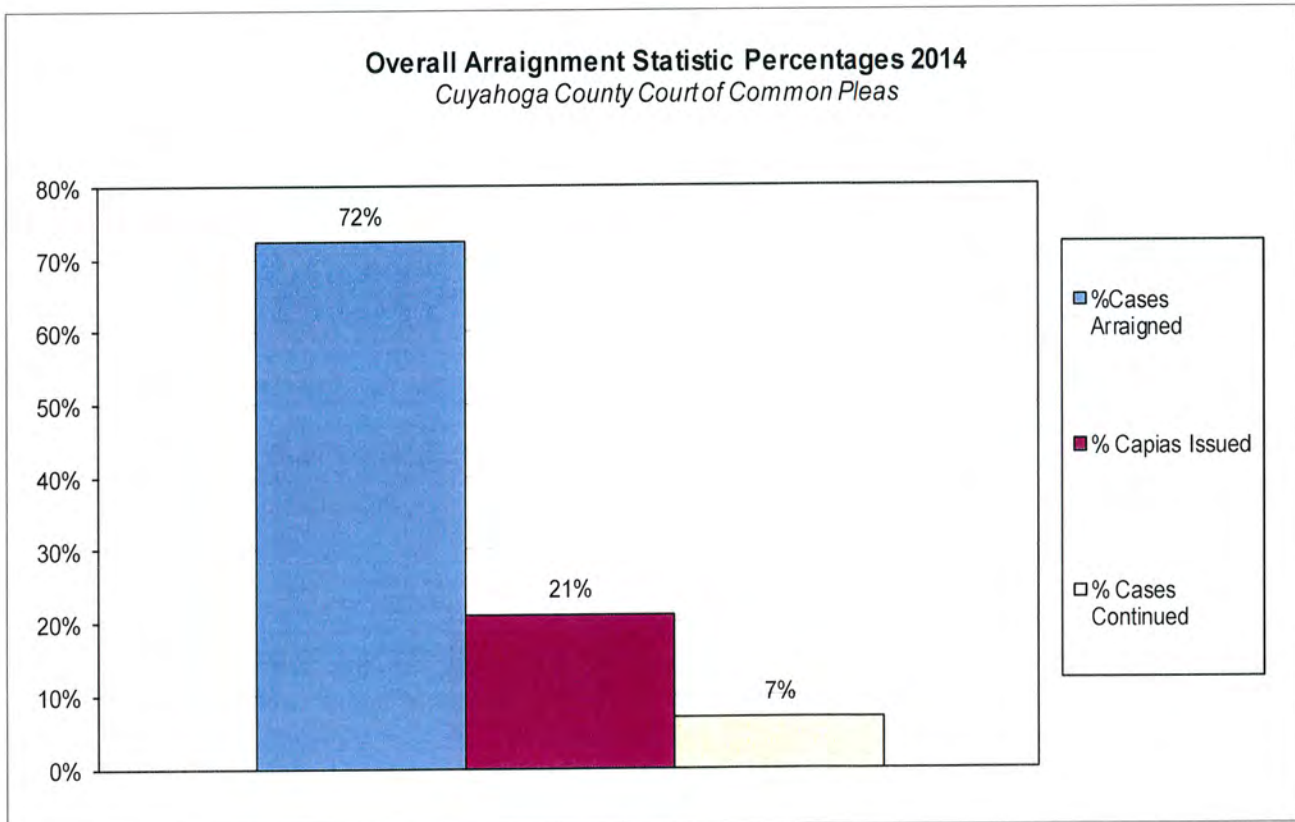
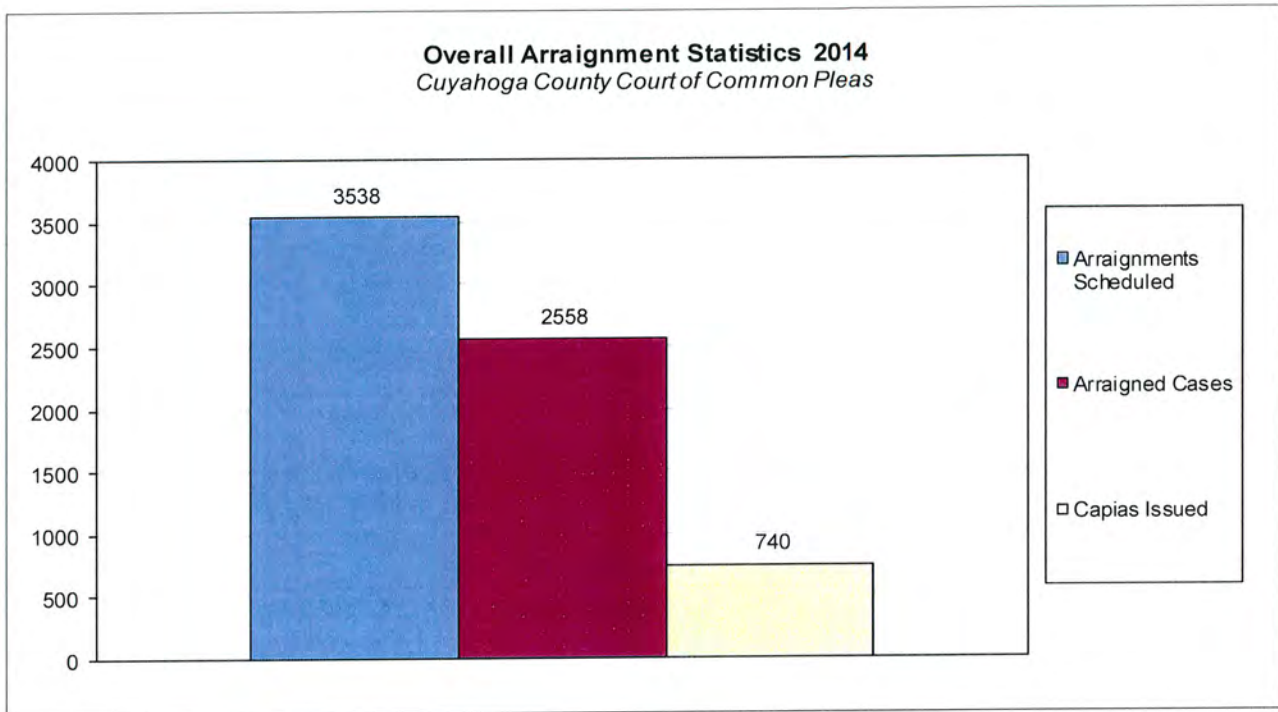
Bail Case Arraignment Activity

The following charts are reflective of arraignment activity where the defendant was not incarcerated at the time of arraignment. The source for this information was the Criminal Records Department.



Overall Arraignment Statistics

The arraignment statistics were provided by the Criminal Records Department. They are provided to give a representation of arraignment activity in the Court in 2014. These statistics include jail and non – jail arraignments.



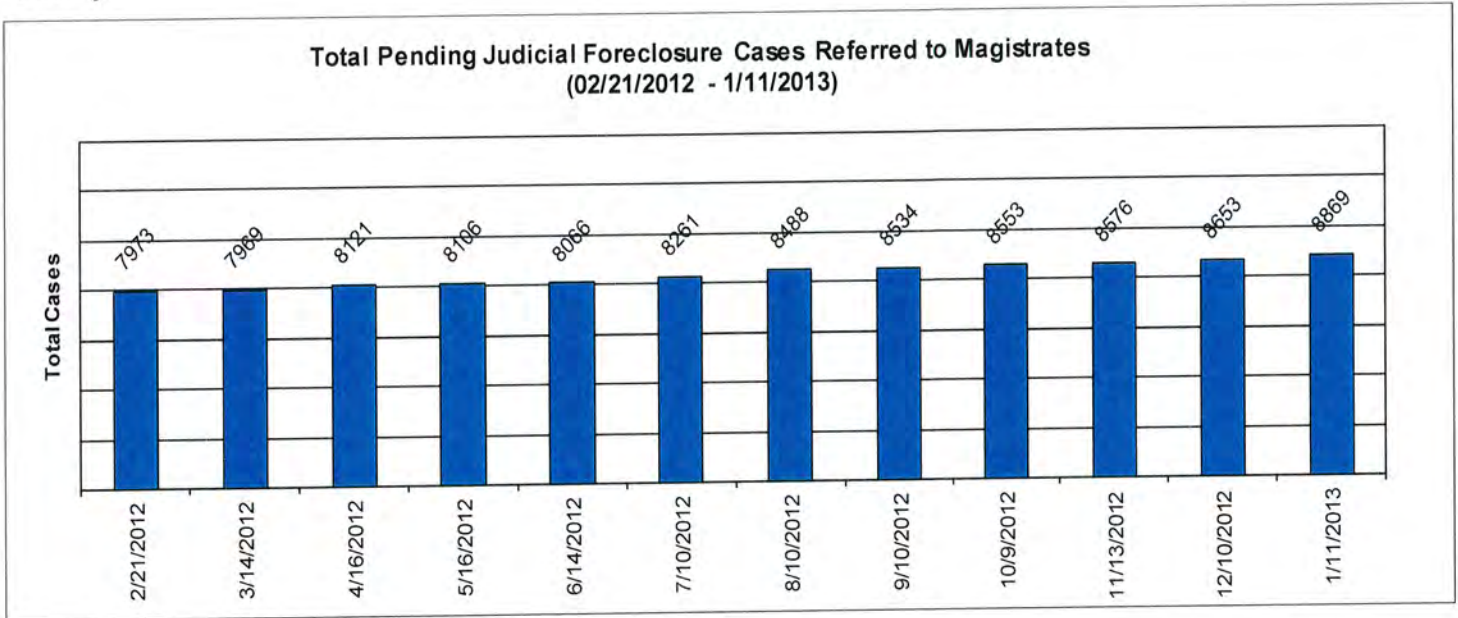
Judicial Foreclosure Statistics¹

¹ For clarification purposes, Foreclosure cases in this report are identified as Judicial Foreclosure filings (filing codes 1460 (Foreclosure Marsh. Of Lien), 1465(Tax Lien), 1466 (Tax Certificate), 1470 (Quiet Title), and 1480 (Partition)). These cases are different from Board of Revision Foreclosures, which are not reported here.

CUYAHOGA COUNTY COMMON PLEAS COURT

Total Pending Judicial Foreclosure Cases Referred to Magistrates (A)

The following chart is a display of the total number of pending Judicial Foreclosure cases referred to the Magistrates on specific dates. The table below shows the number of these cases pending from each year since 1990.

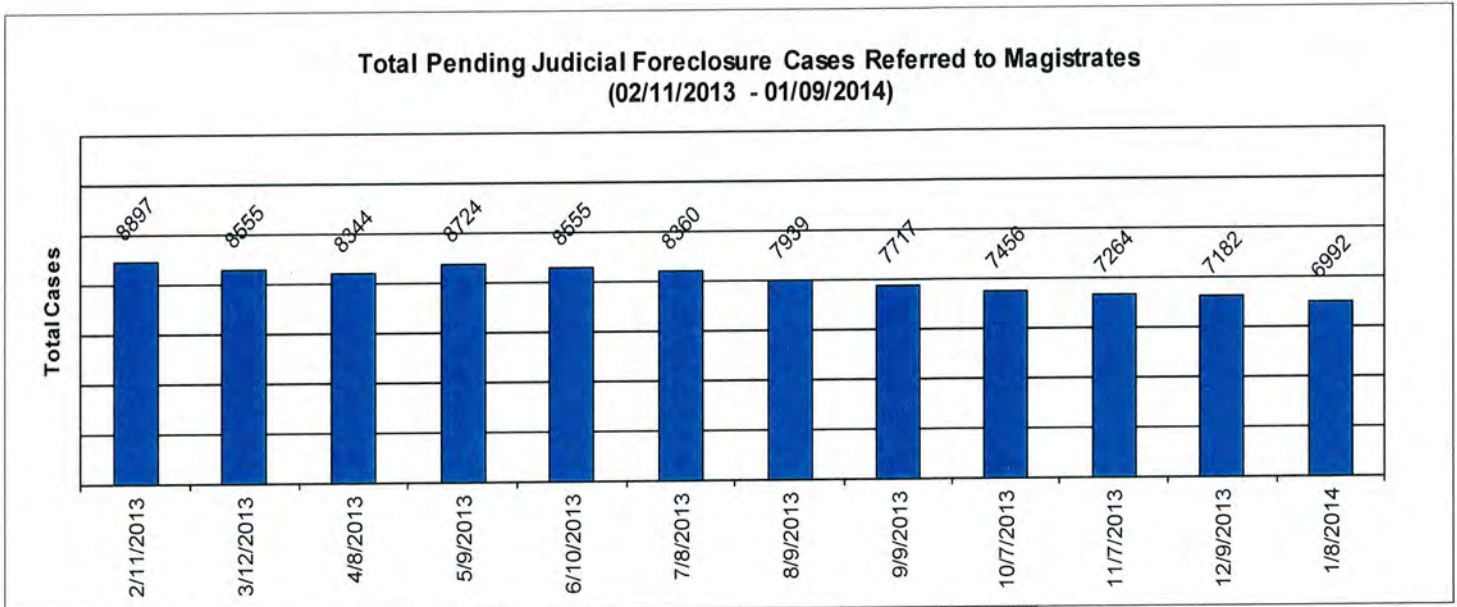


	As of:	2/21/2012	3/14/2012	4/16/2012	5/16/2012	6/14/2012	7/10/2012	8/10/2012	9/10/2012	10/9/2012	11/13/2012	12/10/2012	1/11/2013
Year													
1990		0	0	0	0	0	0	0	0	0	0	0	0
1991		0	0	0	0	0	0	0	0	0	0	0	0
1992		0	0	0	0	0	0	0	0	0	0	0	0
1993		0	0	0	0	0	0	0	0	0	0	0	0
1994		0	0	0	0	0	0	0	0	0	0	0	0
1995		0	0	0	0	0	0	0	0	0	0	0	0
1996		0	0	0	0	0	0	0	0	0	0	0	0
1997		0	0	0	0	0	0	0	0	0	0	0	0
1998		0	0	0	0	0	0	0	0	0	0	0	0
1999		0	0	0	0	0	0	0	0	0	0	0	0
2000		0	0	0	0	0	0	0	0	0	0	0	0
2001		0	0	0	0	0	0	0	0	0	1	1	0
2002		10	10	10	11	10	10	10	10	10	10	10	10
2003		2	2	2	2	2	2	2	2	2	2	2	2
2004		3	3	2	2	2	2	2	1	2	1	1	1
2005		0	0	0	0	1	2	2	2	2	2	2	2
2006		8	8	8	8	8	7	5	5	5	5	5	5
2007		16	17	18	34	32	36	34	31	31	29	29	27
2008		28	30	26	24	23	23	20	18	15	13	14	12
2009		165	155	154	140	129	126	120	122	114	105	101	94
2010		742	661	572	491	445	415	392	343	293	261	240	221
2011		5528	4981	4267	3615	3096	2728	2283	1916	1619	1384	1204	1041
2012		1471	2102	3062	3779	4318	4910	5618	6084	6460	6763	7044	7175
2013													279
Total		7973	7969	8121	8106	8066	8261	8488	8534	8553	8576	8653	8869

CUYAHOGA COUNTY COMMON PLEAS COURT

Total Pending Judicial Foreclosure Cases Referred to Magistrates (B)

The following chart is a display of the total number of pending Judicial Foreclosure cases referred to the Magistrates on specific dates. The table below shows the number of these cases pending from each year since 1990.




Year	As of:											
	2/11/2013	3/12/2013	4/8/2013	5/9/2013	6/10/2013	7/8/2013	8/9/2013	9/9/2013	10/7/2013	11/7/2013	12/9/2013	1/8/2014
1990	0	0	0	0	0	0	0	0	0	0	0	0
1991	0	0	0	0	0	0	0	0	0	0	0	0
1992	0	0	0	0	0	0	0	0	0	0	0	0
1993	0	0	0	0	0	0	0	0	0	0	0	0
1994	0	0	0	0	0	0	0	0	0	0	0	0
1995	0	0	0	0	0	0	0	0	0	0	0	0
1996	0	0	0	0	0	0	0	0	0	0	0	0
1997	0	0	0	0	0	0	0	0	0	0	0	0
1998	0	0	0	0	0	0	0	0	0	0	0	0
1999	0	0	0	0	0	0	0	0	0	0	0	0
2000	0	0	0	0	0	0	0	0	0	0	0	0
2001	0	0	0	0	0	0	0	1	0	1	1	1
2002	10	10	10	1	2	2	2	1	0	0	1	1
2003	2	2	2	2	2	2	2	2	3	3	2	2
2004	1	1	1	1	1	1	1	1	1	1	0	0
2005	3	3	2	2	2	2	2	2	1	1	1	1
2006	7	7	6	8	4	4	3	3	3	3	3	3
2007	27	28	29	29	27	8	9	9	8	8	8	8
2008	13	13	12	12	14	11	11	9	11	16	18	17
2009	93	79	75	66	62	58	55	39	29	28	40	29
2010	205	175	146	134	126	116	99	88	80	74	71	62
2011	949	810	713	600	505	456	388	345	303	271	243	220
2012	6684	5850	5226	4467	3807	3362	2824	2494	2128	1783	1526	1311
2013	903	1577	2122	3402	4003	4338	4543	4723	4889	5075	5268	5281
2014												56

CUYAHOGA COUNTY COMMON PLEAS COURT

Total Pending Judicial Foreclosure Cases Referred to Magistrates (C)

The following chart is a display of the total number of pending Judicial Foreclosure cases referred to the Magistrates on specific dates. The table below shows the number of these cases pending from each year since 1990.




	As of:																				
Year		2/10/2014	3/11/2014	4/10/2014																	
1990		0	0	0																	
1991		0	0	0																	
1992		0	0	0																	
1993		0	0	0																	
1994		0	0	0																	
1995		0	0	0																	
1996		0	0	0																	
1997		0	0	0																	
1998		0	0	0																	
1999		0	0	0																	
2000		0	0	0																	
2001		0	0	0																	
2002		1	1	1																	
2003		2	2	2																	
2004		0	0	0																	
2005		1	1	1																	
2006		2	1	0																	
2007		7	7	7																	
2008		16	15	16																	
2009		28	25	25																	
2010		59	53	52																	
2011		205	183	173																	
2012		1087	914	744																	
2013		4773	4200	3615																	
2014		707	1360	2123																	
Total		6888	6762	6759																	

CUYAHOGA COUNTY COMMON PLEAS COURT

Total Pending Tax Lien & Certificate Cases Referred to Magistrates (A)

The following chart is a display of the number of pending tax Judicial Foreclosure cases referred to the Magistrates on specific dates. The table below shows the number of pending tax Judicial Foreclosure cases in each year since 1990.




	As of:	2/21/2012	3/14/2012	4/16/2012	5/16/2012	6/14/2012	7/10/2012	8/10/2012	9/10/2012	10/9/2012	11/13/2012	12/10/2012	1/11/2013
Year													
1990		0	0	0	0	0	0	0	0	0	0	0	0
1991		0	0	0	0	0	0	0	0	0	0	0	0
1992		0	0	0	0	0	0	0	0	0	0	0	0
1993		0	0	0	0	0	0	0	0	0	0	0	0
1994		0	0	0	0	0	0	0	0	0	0	0	0
1995		0	0	0	0	0	0	0	0	0	0	0	0
1996		0	0	0	0	0	0	0	0	0	0	0	0
1997		0	0	0	0	0	0	0	0	0	0	0	0
1998		0	0	0	0	0	0	0	0	0	0	0	0
1999		0	0	0	0	0	0	0	0	0	0	0	0
2000		0	0	0	0	0	0	0	0	0	0	0	0
2001		0	0	0	0	0	0	0	0	0	0	0	0
2002		0	0	0	1	0	0	0	0	0	0	0	0
2003		0	0	0	0	0	0	0	0	0	0	0	0
2004		0	1	1	2	2	2	2	1	2	1	1	1
2005		1	0	0	0	0	0	0	0	0	0	0	0
2006		1	1	1	1	2	1	0	0	0	0	0	0
2007		5	5	5	4	4	5	5	4	3	3	3	3
2008		5	5	8	5	5	5	4	4	3	2	2	2
2009		80	79	78	77	69	67	63	55	53	48	46	36
2010		157	141	138	127	113	111	103	93	87	75	75	73
2011		957	888	785	693	576	529	444	401	367	338	318	280
2012		320	365	415	473	497	540	512	560	665	710	865	997
2013													120
Total		1526	1485	1431	1383	1268	1260	1133	1118	1180	1177	1310	1512

CUYAHOGA COUNTY COMMON PLEAS COURT

Total Pending Tax Lien & Certificate Cases Referred to Magistrates (B)

The following chart is a display of the number of pending tax Judicial Foreclosure cases referred to the Magistrates on specific dates. The table below shows the number of pending tax Judicial Foreclosure cases in each year since 1990.




Year	A	s.	o.	f.	2/11/2013	3/12/2013	4/8/2013	5/9/2013	6/10/2013	7/8/2013	8/9/2013	9/9/2013	10/7/2013	11/7/2013	12/9/2013
1990	0	0	0	0	0	0	0	0	0	0	0	0	0	0	0
1991	0	0	0	0	0	0	0	0	0	0	0	0	0	0	0
1992	0	0	0	0	0	0	0	0	0	0	0	0	0	0	0
1993	0	0	0	0	0	0	0	0	0	0	0	0	0	0	0
1994	0	0	0	0	0	0	0	0	0	0	0	0	0	0	0
1995	0	0	0	0	0	0	0	0	0	0	0	0	0	0	0
1996	0	0	0	0	0	0	0	0	0	0	0	0	0	0	0
1997	0	0	0	0	0	0	0	0	0	0	0	0	0	0	0
1998	0	0	0	0	0	0	0	0	0	0	0	0	0	0	0
1999	0	0	0	0	0	0	0	0	0	0	0	0	0	0	0
2000	0	0	0	0	0	0	0	0	0	0	0	0	0	0	0
2001	0	0	0	0	0	0	0	0	0	0	0	0	1	1	0
2002	0	0	0	0	0	0	0	0	0	0	1	0	0	0	0
2003	0	0	0	0	0	0	0	0	0	0	0	1	1	0	0
2004	1	1	1	1	1	1	1	1	1	1	1	1	1	1	0
2005	1	1	0	0	0	0	0	0	0	0	0	0	0	0	0
2006	0	0	1	3	1	1	1	1	6	1	1	1	1	1	1
2007	4	4	4	4	4	4	4	4	5	5	5	5	4	4	4
2008	3	2	1	1	1	1	1	1	1	2	4	6	6	6	6
2009	36	28	25	23	22	17	17	20	15	9	15	15	15	15	15
2010	69	58	46	41	40	36	32	34	33	10	34	34	34	34	34
2011	272	243	213	187	163	145	132	126	117	117	117	117	117	112	112
2012	1109	1029	982	924	869	795	709	682	608	532	468	468	468	468	468
2013	114	161	192	895	1062	1063	1052	1106	1158	1250	1334	1334	1334	1334	1334
Total	1609	1527	1273	2079	2163	2063	1950	1983	1943	1932	1975	1975	1975	1975	1975

CUYAHOGA COUNTY COMMON PLEAS COURT

Total Pending Tax Lien & Certificate Cases Referred to Magistrates (C)

The following chart is a display of the number of pending tax Judicial Foreclosure cases referred to the Magistrates on specific dates. The table below shows the number of pending tax Judicial Foreclosure cases in each year since 1990.

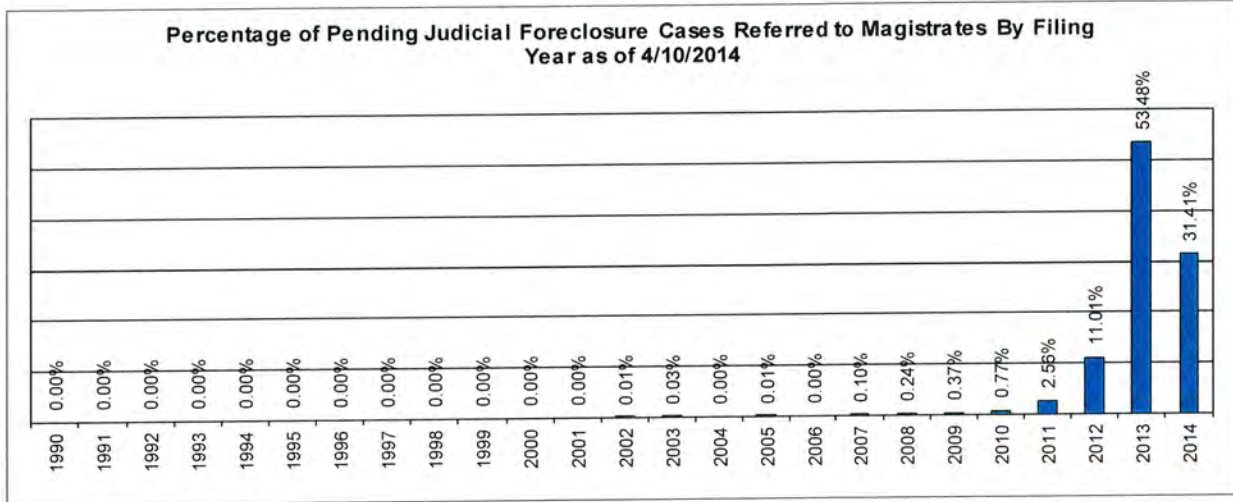


	As of:	2/10/2014	3/11/2014	4/10/2014																
Year																				
1990		0	0	0																
1991		0	0	0																
1992		0	0	0																
1993		0	0	0																
1994		0	0	0																
1995		0	0	0																
1996		0	0	0																
1997		0	0	0																
1998		0	0	0																
1999		0	0	0																
2000		0	0	0																
2001		0	0	0																
2002		0	0	0																
2003		0	0	0																
2004		0	0	0																
2005		0	0	0																
2006		1	0	0																
2007		2	2	2																
2008		6	5	6																
2009		15	15	15																
2010		27	24	22																
2011		96	93	90																
2012		317	277	220																
2013		1291	1174	1085																
2014		112	305	570																
Total		1867	1895	2010																

CUYAHOGA COUNTY COMMON PLEAS COURT

Percentage of Pending Judicial Foreclosure Cases By Filing Year

The following chart is a representation of the total number of pending Judicial Foreclosure cases by filing year expressed as a percentage on a specific date. The table below is the supporting data for this chart.

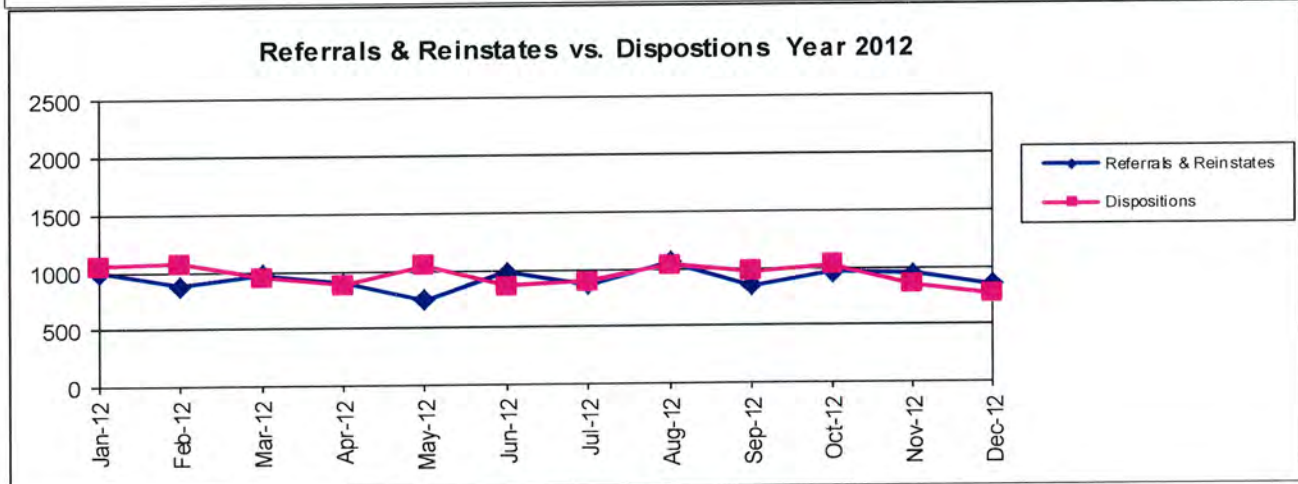
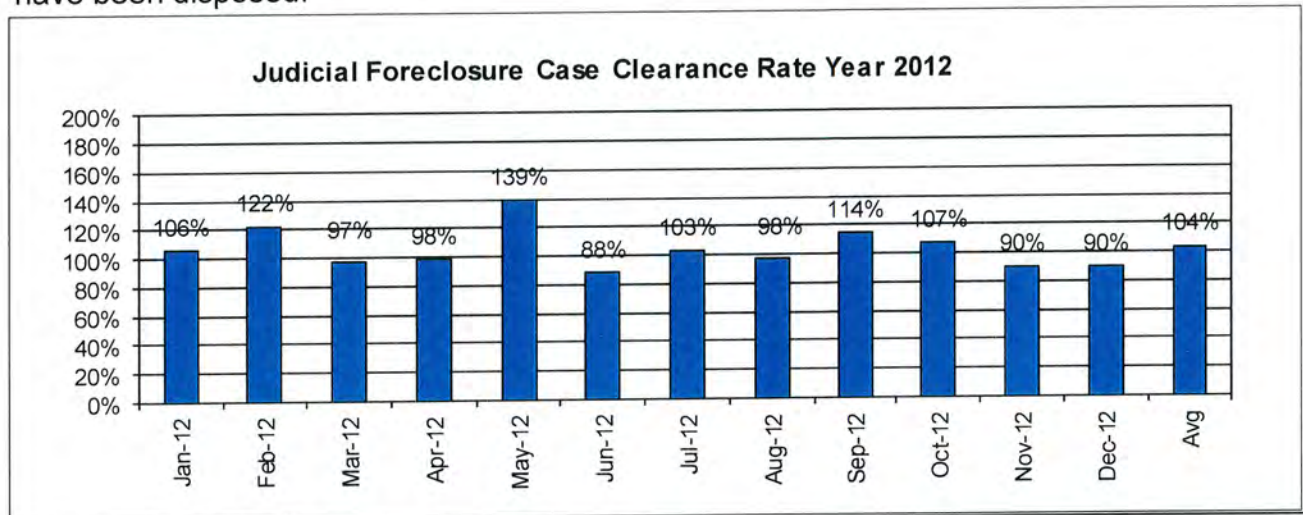


	As of:	4/10/2014	% of Total
Year			
1990		0	0.00%
1991		0	0.00%
1992		0	0.00%
1993		0	0.00%
1994		0	0.00%
1995		0	0.00%
1996		0	0.00%
1997		0	0.00%
1998		0	0.00%
1999		0	0.00%
2000		0	0.00%
2001		0	0.00%
2002		1	0.01%
2003		2	0.03%
2004		0	0.00%
2005		1	0.01%
2006		0	0.00%
2007		7	0.10%
2008		16	0.24%
2009		25	0.37%
2010		52	0.77%
2011		173	2.56%
2012		744	11.01%
2013		3615	53.48%
2014		2123	31.41%

CUYAHOGA COUNTY COMMON PLEAS COURT

Judicial Foreclosure Clearance Rate Year 2012

The Clearance Rate is the number of outgoing cases as a percentage of the number of incoming cases. Clearance rate measures whether the court is keeping up with its incoming caseload. If cases are not disposed in a timely manner, a backlog of cases awaiting disposition will grow. A Clearance Rate of 100% indicates that at least as many cases as have been filed, reopened, or reactivated in a period have been disposed.

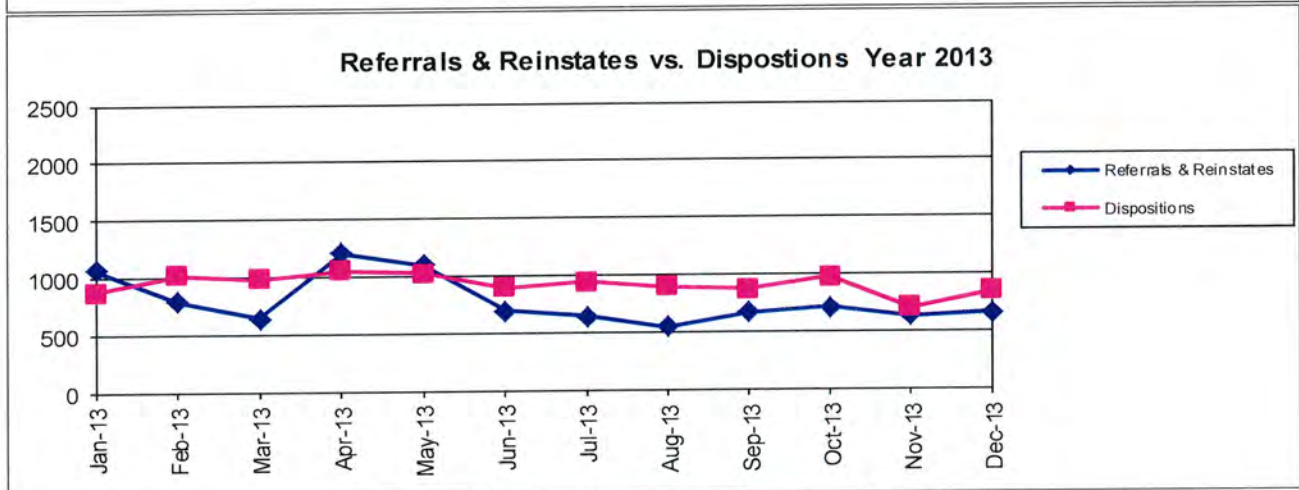
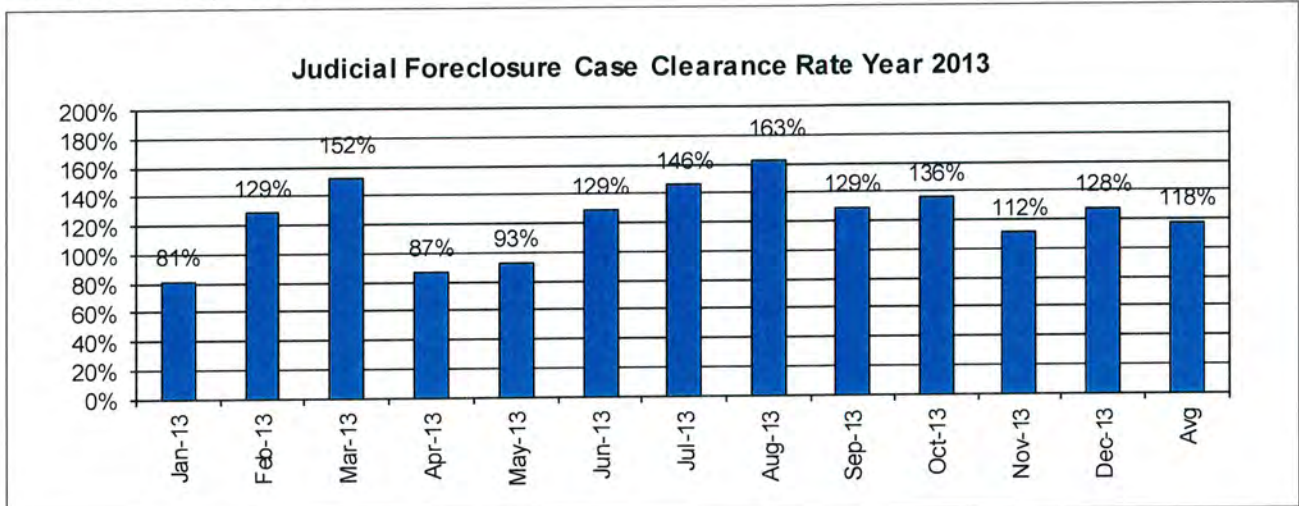


	Referrals & Reinstates	Dispositions	Clearance Rate
Jan-12	995	1051	106%
Feb-12	874	1068	122%
Mar-12	974	944	97%
Apr-12	894	880	98%
May-12	750	1044	139%
Jun-12	982	863	88%
Jul-12	869	896	103%
Aug-12	1058	1034	98%
Sep-12	851	972	114%
Oct-12	961	1028	107%
Nov-12	948	854	90%
Dec-12	854	766	90%
Avg	918	950	104%
Total	11010	11400	

CUYAHOGA COUNTY COMMON PLEAS COURT

Judicial Foreclosure Clearance Rate Year 2013

The Clearance Rate is the number of outgoing cases as a percentage of the number of incoming cases. Clearance rate measures whether the court is keeping up with its incoming caseload. If cases are not disposed in a timely manner, a backlog of cases awaiting disposition will grow. A Clearance Rate of 100% indicates that at least as many cases as have been filed, reopened, or reactivated in a period have been disposed.

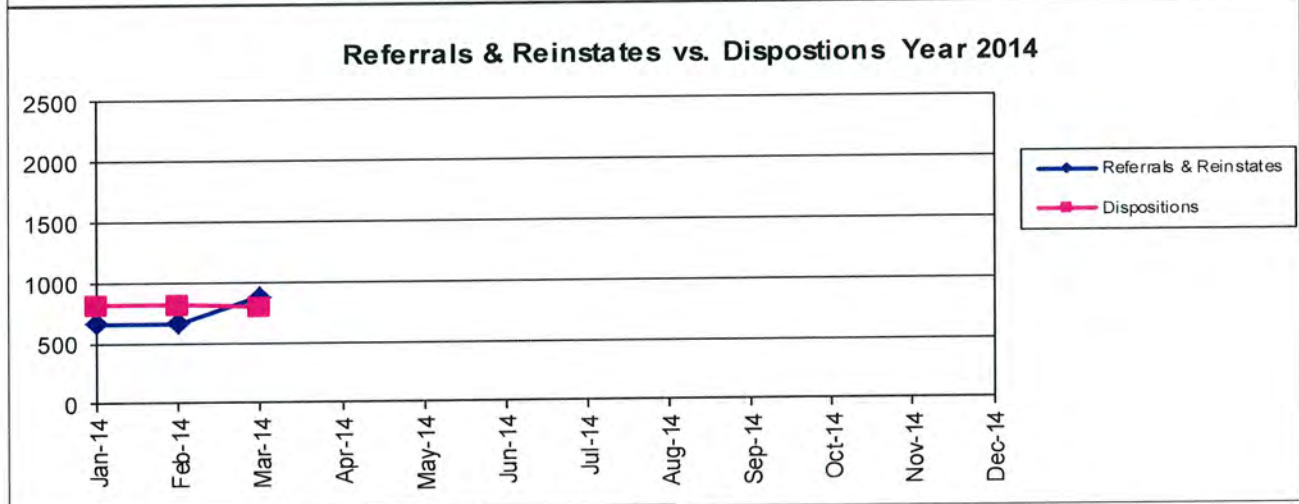
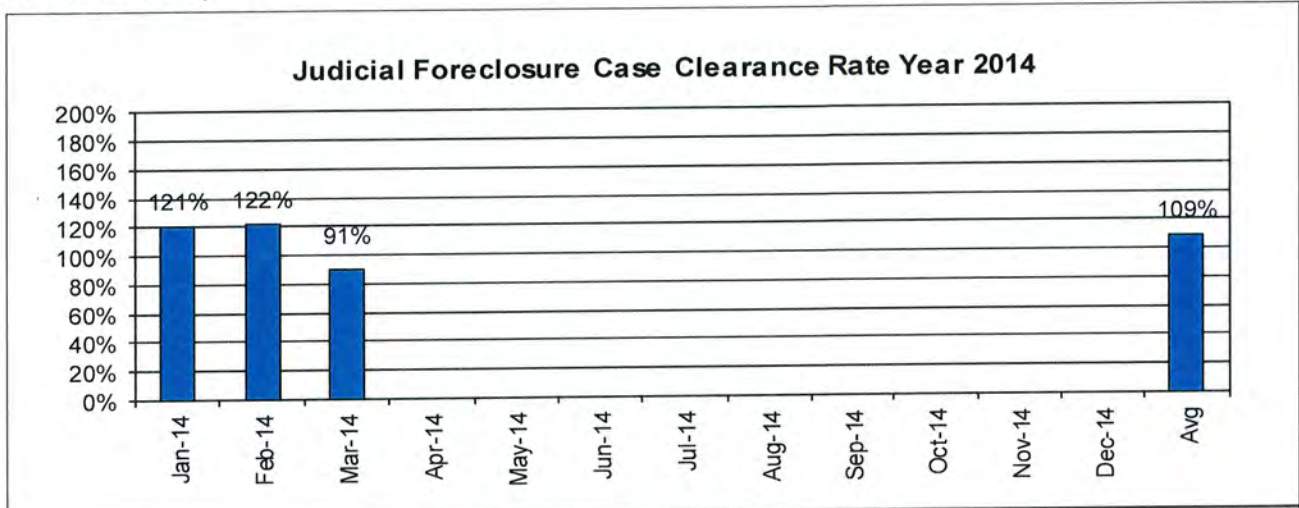


	Referrals & Reinstates	Dispositions	Clearance Rate
Jan-13	1069	870	81%
Feb-13	788	1013	129%
Mar-13	643	980	152%
Apr-13	1211	1052	87%
May-13	1102	1025	93%
Jun-13	696	895	129%
Jul-13	644	940	146%
Aug-13	550	896	163%
Sep-13	670	866	129%
Oct-13	713	969	136%
Nov-13	632	705	112%
Dec-13	658	841	128%
Avg	781	921	118%
Total	9376	11052	

CUYAHOGA COUNTY COMMON PLEAS COURT

Judicial Foreclosure Clearance Rate Year 2014

The Clearance Rate is the number of outgoing cases as a percentage of the number of incoming cases. Clearance rate measures whether the court is keeping up with its incoming caseload. If cases are not disposed in a timely manner, a backlog of cases awaiting disposition will grow. A Clearance Rate of 100% indicates that at least as many cases as have been filed, reopened, or reactivated in a period have been disposed.

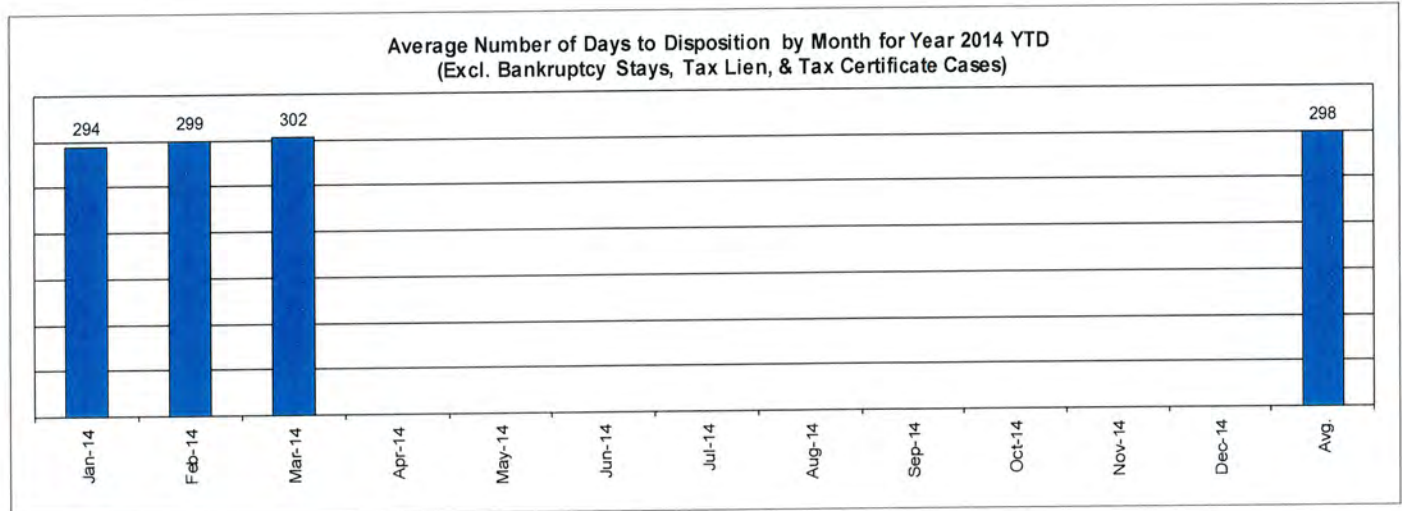
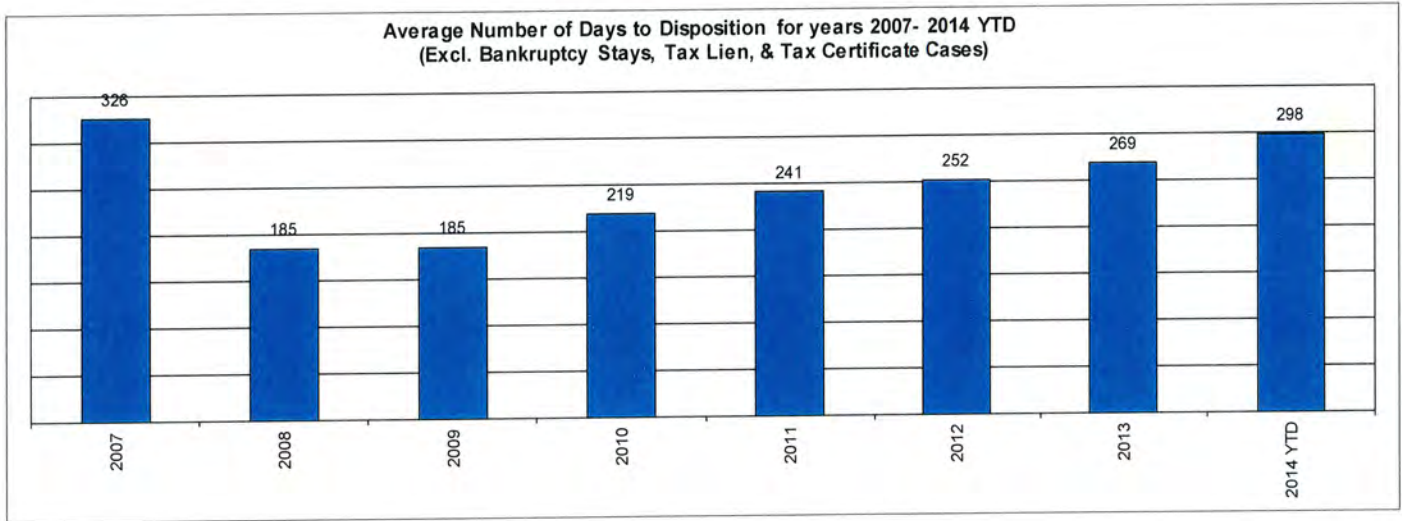


	Referrals & Reinstates	Dispositions	Clearance Rate
Jan-14	667	808	121%
Feb-14	663	809	122%
Mar-14	879	796	91%
Apr-14			
May-14			
Jun-14			
Jul-14			
Aug-14			
Sep-14			
Oct-14			
Nov-14			
Dec-14			
Avg	736	804	109%
Total	2209	2413	

CUYAHOGA COUNTY COMMON PLEAS COURT

Avg. Number of Days to Disp. (Excl. Bank. Stays & Tax Lien & Tax Cert.)

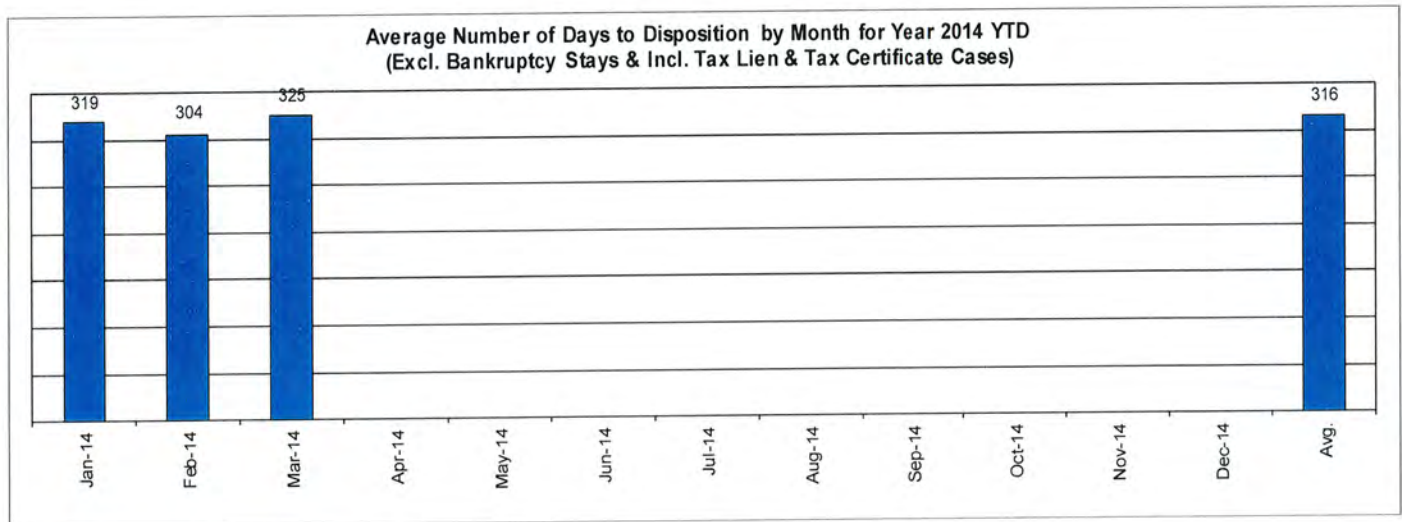
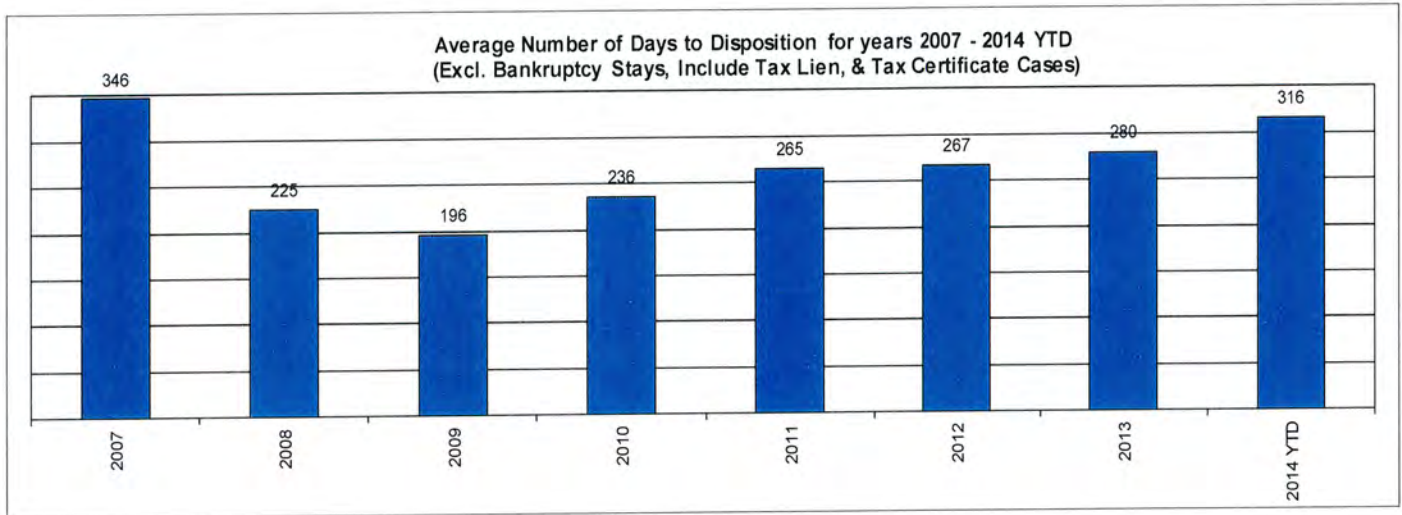
The average number of days to disposition is the number of days from filing to a final disposition entry being filed with the Clerk of Court. The data sample is based on all judicial foreclosure cases terminated by decree or dismissal (cases terminated by bankruptcy are not included) in a month. Each case is examined to determine the number of days between filing and termination with the periods that a case may have been in bankruptcy subtracted. Adding the total days of all of the cases minus bankruptcy periods and dividing by the total number of cases calculates the average. In the following chart, tax judicial foreclosure cases are excluded.



CUYAHOGA COUNTY COMMON PLEAS COURT

Avg. Number of Days to Disp. (Excl. Bank. Stays & Incl. Tax Lien & Tax Cert.)

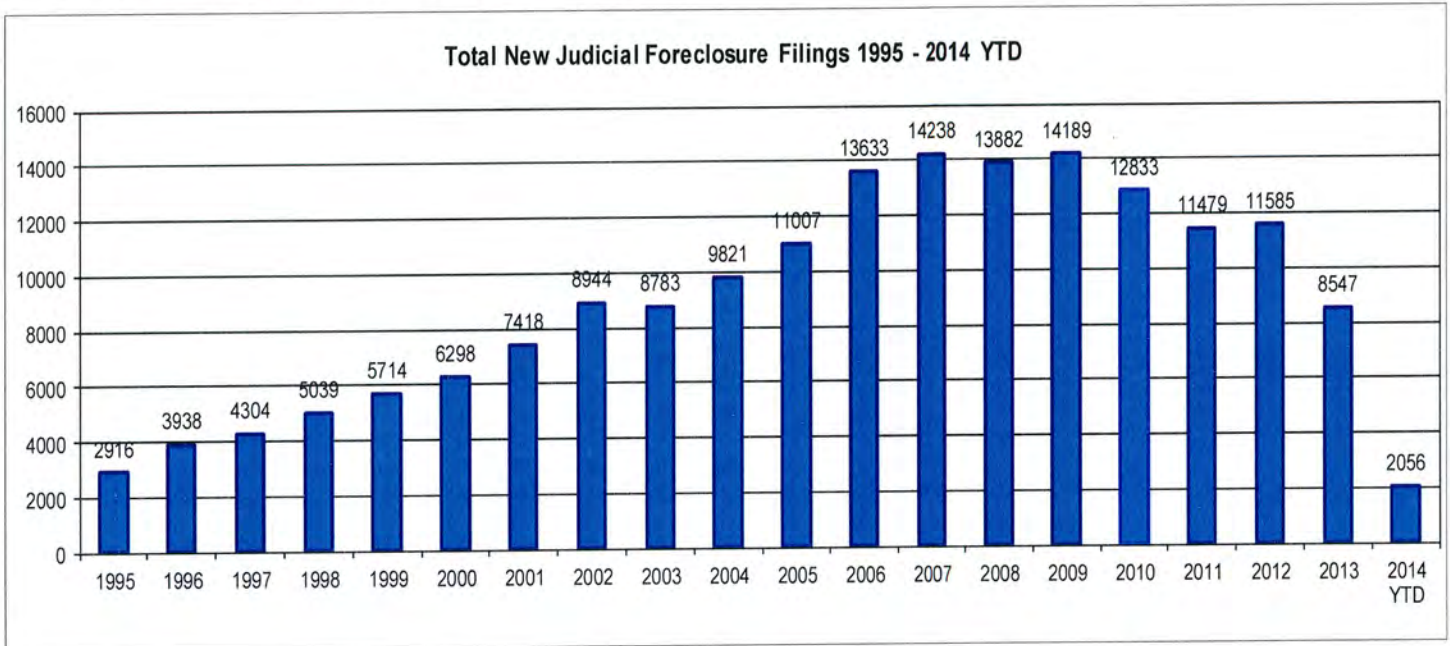
The average number of days to disposition is the number of days from filing to a final disposition entry being filed with the Clerk of Court. The data sample is based on all Judicial Foreclosure cases terminated by decree or dismissal (cases terminated by bankruptcy are not included) in a month. Each case is examined to determine the number of days between filing and termination with the periods that a case may have been in bankruptcy subtracted. Adding the total days of all of the cases minus bankruptcy periods and dividing by the total number of cases calculates the average. In the following chart, all types of Judicial Foreclosure cases are included.



Total New Judicial Foreclosure Filings

The following charts are provided as a historical view of new judicial foreclosure filings.

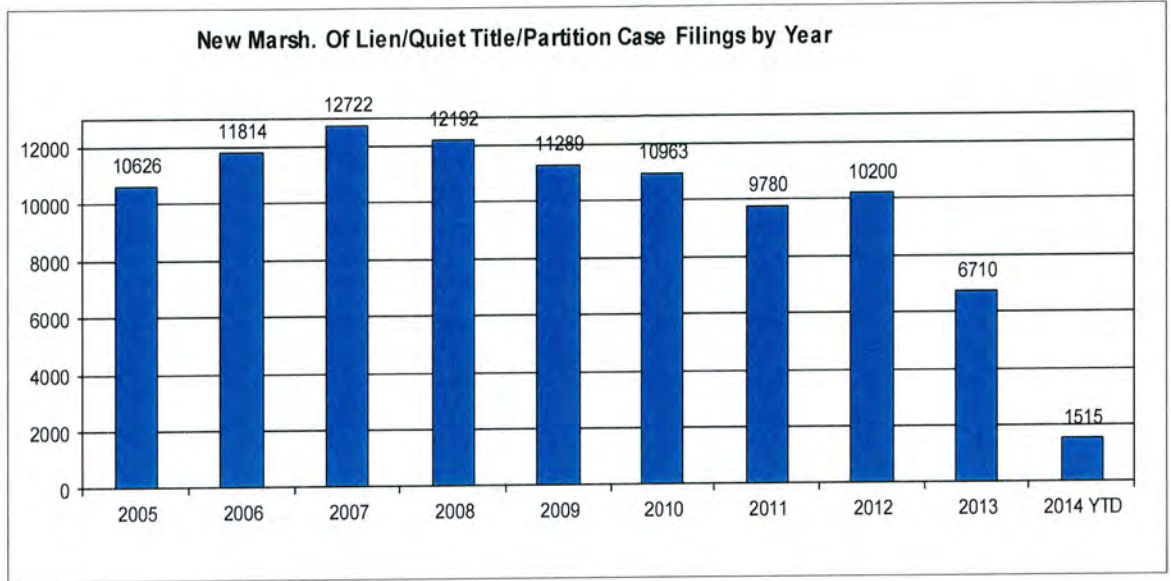
1. Total New Judicial Foreclosure Filings from 1995 – 2014 by year
2. Total New Marsh of Lien/Quiet Title/Partition Filings from 2011 – 2014 by month
3. Total New Tax Lien & Tax Certificate Filings for 2011 – 2014 by month
4. Total New Judicial Foreclosure Filings from 2011 – 2014 by month



CUYAHOGA COUNTY COMMON PLEAS COURT

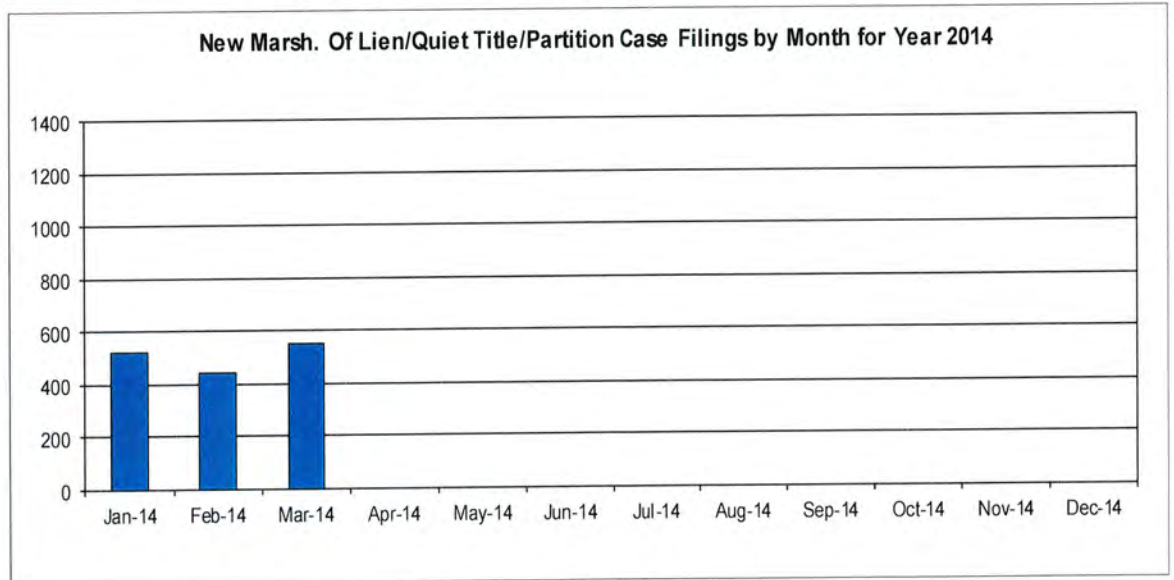
New Marsh of Lien/Quiet Title/Partition Case Filings for Years 2005 – 2014 YTD

Year	# Filings
2005	10626
2006	11814
2007	12722
2008	12192
2009	11289
2010	10963
2011	9780
2012	10200
2013	6710
2014 YTD	1515



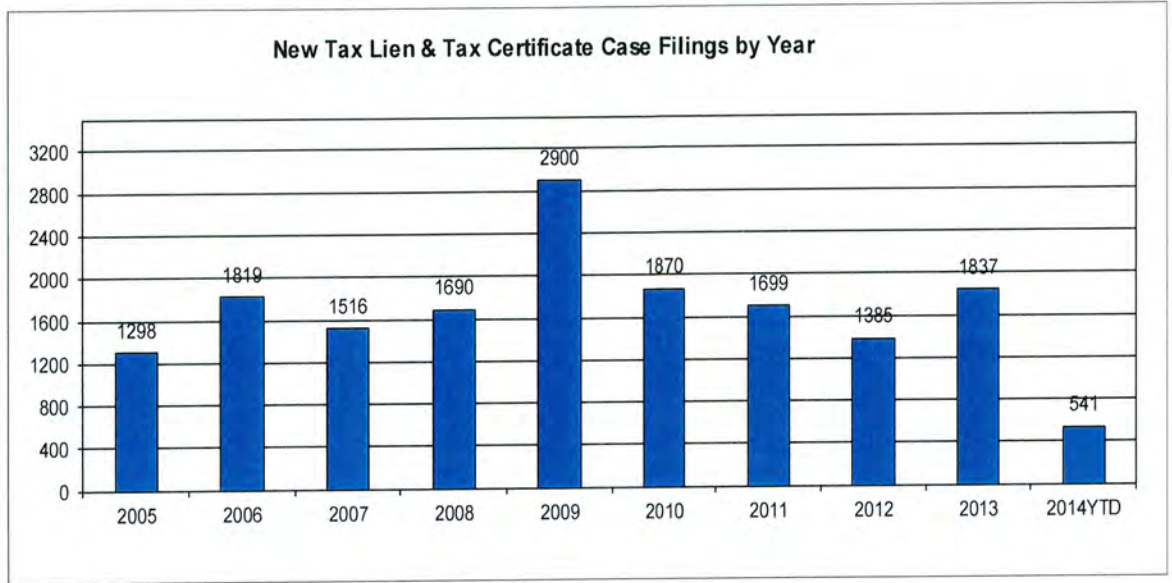
New Marsh of Lien/Quiet Title/Partition Case Filings by month for 2014 YTD

Month	# Filings
Jan-14	523
Feb-14	443
Mar-14	549
Apr-14	
May-14	
Jun-14	
Jul-14	
Aug-14	
Sep-14	
Oct-14	
Nov-14	
Dec-14	
Avg	505
Total	1515



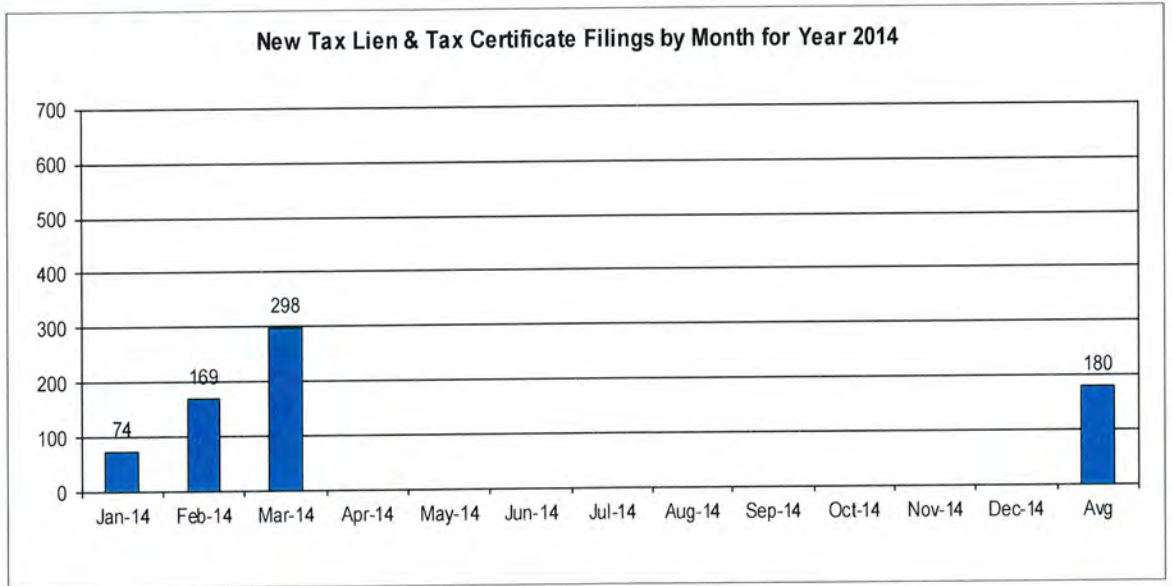
New Tax Lien & Certificate Filings for Years 2005 – 2014 YTD

Year	# Filings
2005	1298
2006	1819
2007	1516
2008	1690
2009	2900
2010	1870
2011	1699
2012	1385
2013	1837
2014YTD	541



New Tax Lien & Certificate Filings by Month for Year 2014 YTD

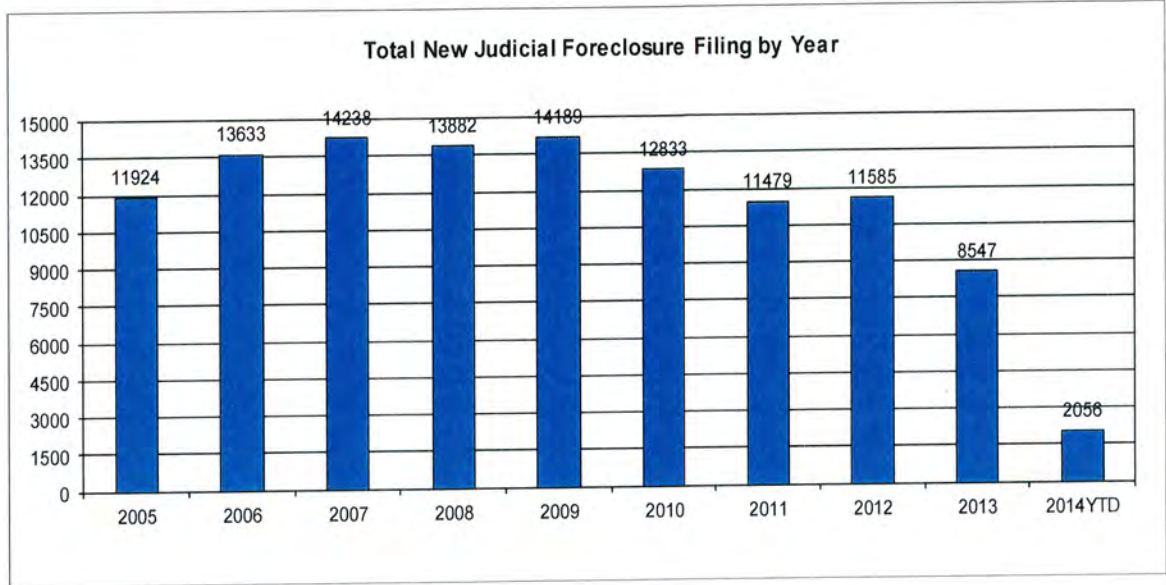
Month	# Filings
Jan-14	74
Feb-14	169
Mar-14	298
Apr-14	
May-14	
Jun-14	
Jul-14	
Aug-14	
Sep-14	
Oct-14	
Nov-14	
Dec-14	
Avg	180
Total	541



CUYAHOGA COUNTY COMMON PLEAS COURT

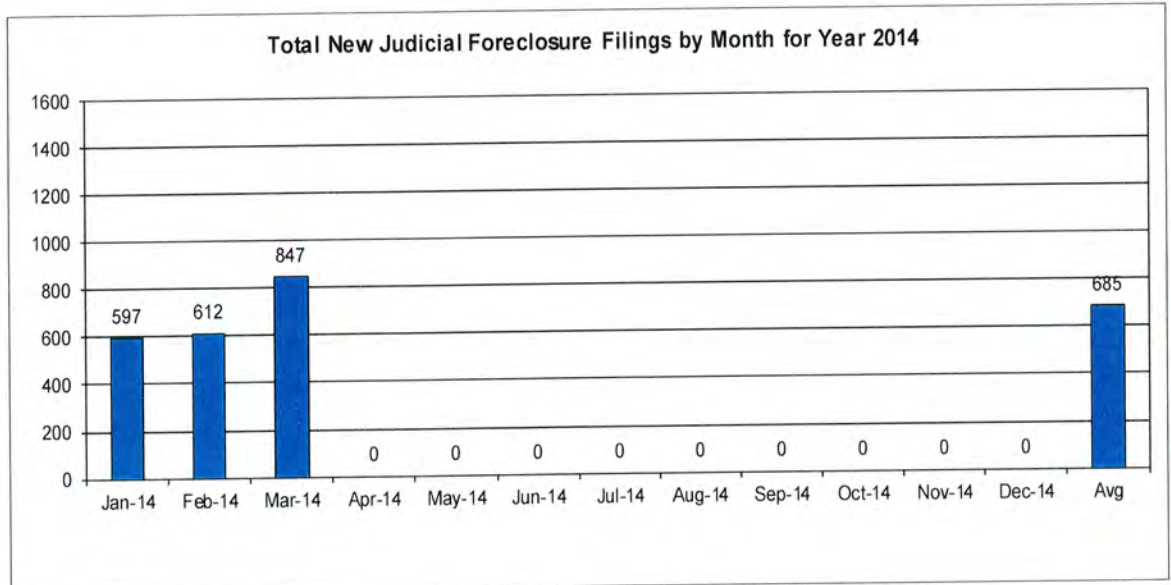
Total New Judicial Foreclosure Filings Years 2005 – 2014 YTD

Year	# Filings
2005	11924
2006	13633
2007	14238
2008	13882
2009	14189
2010	12833
2011	11479
2012	11585
2013	8547
2014 YTD	2056



Total New Judicial Foreclosure Filings by Month for Year 2014 YTD

Month	# Filings
Jan-14	597
Feb-14	612
Mar-14	847
Apr-14	
May-14	
Jun-14	
Jul-14	
Aug-14	
Sep-14	
Oct-14	
Nov-14	
Dec-14	
Avg	685



Magistrate's Monthly Reports

The Magistrates' Monthly Report consists of 5 reports. Below is a description of each.

Magistrate's Monthly Supplemental Journal Entry Report (R415)

Retrieves total number of supplemental entries and Decrees of Confirmation of Sheriff's sale created during a specific period. A supplemental entry is any journal created by a magistrate, which does not close out a case. For example, any magistrate's order (MG) setting a hearing, any journal entry (JE) ruling on a motion, journals confirming Sheriff's sales, etc.).

Magistrate's Full Disposition Count by Magistrate Report (R413)

Retrieves total number of cases disposed of during a specific period. The dispositions are grouped by Magistrate and then broken down by the type of disposition (i. e. Default, Dismissed with Prejudice, Dismissed without Prejudice, etc.) This report can be printed three different ways. Including tax cases (Full Dispositions), excluding tax cases (Non-Tax Dispositions), and Tax cases only (Tax Dispositions).

Magistrate's Monthly Cases Referred/Reinstated Report (R418)

Retrieves newly filed cases referred to the Magistrates Dept. and cases previously disposed by the Magistrates Dept. that are reinstated and re-referred to the magistrates. The cases are separated by Tax (filing code 1465; Tax Judicial Foreclosure & 1466; Tax Certificate Judicial Foreclosure) and Non-Tax (1460; Judicial Foreclosure Marsh. Of Lien, 1480; Partition, 1470; Quiet Title, misc. (i. e. 1391; Contract Other, etc.).

Magistrate's Monthly Hearing Totals Report (R3146)

Retrieves total number of hearings held during one month. The hearings are grouped by Magistrate and then broken down by what type hearing was held (i. e. Default, Pretrial, etc.).

Magistrate's Monthly Case Load Report (R3147)

Retrieves individual caseload totals for individual magistrates during a specific period. The cases are grouped by magistrate and then broken down by case type (i. e. tax judicial foreclosure, tax certificate judicial foreclosure and non-tax judicial foreclosure).

CUYAHOGA COUNTY COURT OF COMMON PLEAS

DATE: 04/10/2014
TIME: 1:59 PM

OFFICE OF THE MAGISTRATES
MAGISTRATE'S MONTHLY SUPPLEMENTALS BY CASE
REPORTING PERIOD: MARCH 2014

PAGE: 1
CMSR415D

SUPPLEMENTALS

AUGUSTYN	223
BAKER	550
BUCHA	426
CUTHBERT	295
DYKE	267
GAUNTNER	18
GONZALEZ	296
HIPPLEY	255
JACKSON	333
KLEIN	220
LUCAS	309
OLSZTYN	367
VOZAR	283
WEISS	311
UNACCOUNTED FOR	0

TOTAL	4153
--------------	-------------

CONFIRMATIONS

TOTAL	89
--------------	-----------

CUYAHOGA COUNTY COURT OF COMMON PLEAS

OFFICE OF THE MAGISTRATES

Full Disposition Count by Magistrate

REPORTING PERIOD: FROM 03/01/2014 TO 03/31/2014

DATE: 04/10/2014

TIME: 2:03 PM

PAGE: 1

CMSR413

MagID	Dispose Type	Tax Cert.	Tax Treas.	Total
KCA	Bank	0	0	2
	Def	4	0	26
	Dism	1	0	20
	Ref. Vacate	0	0	0
	Court Trial	0	0	0
	Other	0	0	3
	MAG'S TOTAL	5	0	51

Decrees	472
Defaults	333
Other	138
Court Trial	1
Dismissals	297
Bankruptcy	27
Ref. Vacated	0
Grand Total	796

GDB	Bank	1	0	5
	Def	3	0	36
	Dism	4	0	44
	Ref. Vacate	0	0	0
	Court Trial	0	0	0
	Other	0	0	11
	MAG'S TOTAL	8	0	96

SMB	Bank	0	0	2
	Def	4	0	28
	Dism	1	0	29
	Ref. Vacate	0	0	0
	Court Trial	0	0	0
	Other	1	0	9
	MAG'S TOTAL	6	0	68

ARC	Bank	0	0	3
	Def	5	0	35
	Dism	2	0	30
	Ref. Vacate	0	0	0
	Court Trial	0	0	1
	Other	1	0	7
	MAG'S TOTAL	8	0	76

JTD	Bank	0	0	4
	Def	3	0	15
	Dism	3	0	20
	Ref. Vacate	0	0	0
	Court Trial	0	0	0
	Other	0	0	3
	MAG'S TOTAL	6	0	42

TG	Bank	0	0	1
	Def	5	0	29
	Dism	4	0	25
	Ref. Vacate	0	0	0
	Court Trial	0	0	0
	Other	2	0	13
	MAG'S TOTAL	11	0	68

KH	Bank	0	0	1
	Def	2	0	36
	Dism	1	0	25
	Ref. Vacate	0	0	0
	Court Trial	0	0	0
	Other	1	0	13
	MAG'S TOTAL	4	0	75

JLJ	Bank	0	0	3
	Def	7	0	41
	Dism	1	0	15

MagID	Dispose Type	Tax Cert.	Tax Treas.	Total
	Ref. Vacate	0	0	0
	Court Trial	0	0	0
	Other	0	0	4
	<u>MAG'S TOTAL</u>	8	0	63
<hr/>				
MK				
	Bank	0	0	1
	Def	2	0	9
	Dism	2	0	15
	Ref. Vacate	0	0	0
	Court Trial	0	0	0
	Other	0	0	4
	<u>MAG'S TOTAL</u>	4	0	29
<hr/>				
PL				
	Bank	0	0	1
	Def	13	0	28
	Dism	2	4	11
	Ref. Vacate	0	0	0
	Court Trial	0	0	0
	Other	2	27	36
	<u>MAG'S TOTAL</u>	17	31	76
<hr/>				
CEO				
	Bank	0	0	3
	Def	5	0	22
	Dism	5	0	32
	Ref. Vacate	0	0	0
	Court Trial	0	0	0
	Other	1	0	11
	<u>MAG'S TOTAL</u>	11	0	68
<hr/>				
TJV				
	Bank	0	0	0
	Def	3	0	19
	Dism	0	0	11
	Ref. Vacate	0	0	0
	Court Trial	0	0	0
	Other	1	0	2
	<u>MAG'S TOTAL</u>	4	0	32
<hr/>				
CW				
	Bank	0	1	1
	Def	2	0	9
	Dism	4	3	20
	Ref. Vacate	0	0	0
	Court Trial	0	0	0
	Other	2	18	22
	<u>MAG'S TOTAL</u>	8	22	52

CUYAHOGA COUNTY COURT OF COMMON PLEAS

DATE: 04/10/2014
 TIME: 02:03 PM

OFFICE OF THE MAGISTRATES
 MAGISTRATE'S MONTHLY REF/REIN CASES
 FROM 03/01/2014 TO 03/31/2014

CMSR418

MAGISTRATE	NEW REFERRALS				REINSTATED			
	Tax Treas.	Tax Cert.	Non-Tax	Total	Tax Treas.	Tax Cert.	Non-Tax	Total
<u>AUGUSTYN/KEVIN/C</u>	1	17	42	60	0	0	3	3
<u>BAKER/GAIL/D</u>	4	24	54	82	0	0	6	6
<u>BUCHA/STEPHEN/M</u>	1	19	41	61	0	1	5	6
<u>CUTHBERT/AMY/R</u>	1	24	44	69	0	0	3	3
<u>DYKE/JOHN/T</u>	4	29	56	89	0	0	0	0
<u>GONZALEZ/TRACEY/</u>	4	27	52	83	0	0	5	5
<u>HIPPLEY/KEVIN/</u>	0	29	54	83	0	1	5	6
<u>JACKSON/JIM/L</u>	3	20	25	48	0	0	3	3
<u>KLEIN/MONICA/</u>	1	18	35	54	0	1	4	5
<u>LUCAS/PAUL/</u>	0	9	25	34	1	0	0	1
<u>OLSZTYN/CHRISTOPHER/E</u>	1	31	45	77	0	0	2	2
<u>VOZAR/THOMAS/J</u>	1	22	48	71	0	0	0	0
<u>WEISS/CAROL/</u>	1	8	14	23	2	0	3	5
TOTAL	22	277	535	834	3	3	39	45
COMBINED TOTAL	879							

CUYAHOGA COUNTY COURT OF COMMON PLEAS

OFFICE OF THE MAGISTRATES

MAG MONTHLY HEARING TOTALS

Reporting Period: March 2014

DATE: 04/10/2014
TIME: 02:03 PM

PAGE: 1
CMSR3146

Monthly Hearing Total 717

AUGUSTYN	
Default Hearings	25
Tax Hearings	0
Pretrials	10
<hr/>	
TOTAL:	35
BAKER	
Default Hearings	60
Tax Hearings	0
Pretrials	19
<hr/>	
TOTAL:	79
BUCHA	
Default Hearings	39
Tax Hearings	0
Pretrials	24
<hr/>	
TOTAL:	63
CUTHBERT	
Default Hearings	45
Tax Hearings	0
Pretrials	15
<hr/>	
TOTAL:	60
DYKE	
Default Hearings	19
Tax Hearings	1
Pretrials	10
<hr/>	
TOTAL:	30
GAUNTNER	
Default Hearings	0
Tax Hearings	0
Pretrials	1
<hr/>	
TOTAL:	1
GONZALEZ	
Default Hearings	49
Tax Hearings	0
Pretrials	17
<hr/>	
TOTAL:	66
HIPPLEY	
Default Hearings	63
Tax Hearings	0
Pretrials	6
<hr/>	
TOTAL:	69
JACKSON	
Default Hearings	64
Tax Hearings	0
Pretrials	15
<hr/>	
TOTAL:	79
KLEIN	
Default Hearings	23
Tax Hearings	0
Pretrials	7
<hr/>	

CUYAHOGA COUNTY COURT OF COMMON PLEAS

OFFICE OF THE MAGISTRATES

MAG MONTHLY HEARING TOTALS

Reporting Period: March 2014

DATE: 04/10/2014
TIME: 02:03 PM

PAGE: 2
CMSR3146

TOTAL:	30
LUCAS	
Default Hearings	10
Tax Hearings	26
Pretrials	22
<hr/>	
TOTAL:	58
OLSZTYN	
Default Hearings	32
Tax Hearings	0
Pretrials	13
<hr/>	
TOTAL:	45
VOZAR	
Default Hearings	58
Tax Hearings	2
Pretrials	15
<hr/>	
TOTAL:	75
WEISS	
Default Hearings	12
Tax Hearings	12
Pretrials	3
<hr/>	
TOTAL:	27

CUYAHOGA COUNTY COURT OF COMMON PLEAS

DATE: 04/10/2014
 TIME: 2:06 PM

Office of the Magistrates
 Magistrate's Monthly Case Load
 MONTH: MARCH 2014

PAGE: 1
 CMSR3147

Magistrate Name	Non Tax Total	Tax Cert.	Tax Treas.	Total Tax	Total Cases
AUGUSTYN	191	53	1	54	245
BAKER	433	110	4	114	547
BUCHA	366	114	2	116	482
CUTHBERT	442	98	2	100	542
DYKE	325	82	18	100	425
GAUNTNER	1	0	0	0	1
GONZALEZ	434	99	4	103	537
HIPPLEY	502	130	2	132	634
JACKSON	463	109	4	113	576
KLEIN	280	61	2	63	343
LUCAS	245	198	375	573	818
OLSZTYN	297	73	1	74	371
VOZAR	399	94	18	112	511
WEISS	140	64	298	362	502
Non Tax Total:	4518	Cert.Tax Total: 1285	Tax Treas. Total: 731	Total Tax: 2016	Total Cases: 6534

Report CMSR1062 - Judicial Foreclosure Statistics by Judge

Report CMSR1062 provides a list of judicial foreclosure case activity for each Judge. The report identifies how many cases were pending at the beginning of the period. The new cases filed and cases that were transferred in or reactivated are added to the number pending at the beginning of the period. It then shows the type and number of terminations for the period. The total terminations are subtracted from the total pending which provides the pending at the end of the period.

CUYAHOGA COUNTY COURT OF COMMON PLEAS

DATE: 04/10/2014
TIME: 01:52 PM

Foreclosure Statistics by Judge
Reporting Period: March 2014

PAGE: 1
CMSR1062

Judge

AMBROSE, DICK							
	Pending at Beg of Period		New Cases Filed		Cases Transferred In / Reactivated		Total
	144		27		5		176
Terminations							
	Bankruptcy	Default	RefVacated	Court Trial	Dismiss	Other	Total
	1	11	0	0	10	12	34
	Total Pending at End of Period						142

ASTRAB, MICHAEL							
	Pending at Beg of Period		New Cases Filed		Cases Transferred In / Reactivated		Total
	214		32		14		260
Terminations							
	Bankruptcy	Default	RefVacated	Court Trial	Dismiss	Other	Total
	2	17	0	0	23	16	58
	Total Pending at End of Period						202

BARKER, PAMELA A							
	Pending at Beg of Period		New Cases Filed		Cases Transferred In / Reactivated		Total
	223		19		8		250
Terminations							
	Bankruptcy	Default	RefVacated	Court Trial	Dismiss	Other	Total
	1	13	0	0	10	13	37
	Total Pending at End of Period						213

BURNSIDE, JANET R							
	Pending at Beg of Period		New Cases Filed		Cases Transferred In / Reactivated		Total
	199		22		10		231
Terminations							
	Bankruptcy	Default	RefVacated	Court Trial	Dismiss	Other	Total
	0	10	0	0	15	6	31
	Total Pending at End of Period						200

BUTLER, ANNETTE G							
	Pending at Beg of Period		New Cases Filed		Cases Transferred In / Reactivated		Total
	0		0		1		1
Terminations							
	Bankruptcy	Default	RefVacated	Court Trial	Dismiss	Other	Total
	0	0	0	0	1	0	1
	Total Pending at End of Period						0

CALABRESE, DEENA R							
	Pending at Beg of Period		New Cases Filed		Cases Transferred In / Reactivated		Total
	179		26		18		223
Terminations							
	Bankruptcy	Default	RefVacated	Court Trial	Dismiss	Other	Total
	1	5	0	0	11	9	26
	Total Pending at End of Period						197

CLANCY, MAUREEN							
	Pending at Beg of Period		New Cases Filed		Cases Transferred In / Reactivated		Total
	186		33		8		227
Terminations							
	Bankruptcy	Default	RefVacated	Court Trial	Dismiss	Other	Total
	0	13	0	0	11	12	36
	Total Pending at End of Period						191

COLLIER-WILLIAMS, CASSANDRA

CUYAHOGA COUNTY COURT OF COMMON PLEAS

DATE: 04/10/2014
TIME: 01:52 PM

Foreclosure Statistics by Judge
Reporting Period: March 2014

PAGE: 2
CMSR1062

Judge								
	Pending at Beg of Period	New Cases Filed		Cases Transferred In / Reactivated			Total	
	228		23		11		262	
Terminations		Bankruptcy	Default	RefVacated	Court Trial	Dismiss	Other	Total
		3	15	0	0	12	12	42
								Total Pending at End of Period
								220
CORRIGAN, BRIAN J								
	181		21		10		212	
Terminations		Bankruptcy	Default	RefVacated	Court Trial	Dismiss	Other	Total
		0	8	0	0	8	14	30
								Total Pending at End of Period
								182
CORRIGAN, PETER J								
	144		23		7		174	
Terminations		Bankruptcy	Default	RefVacated	Court Trial	Dismiss	Other	Total
		2	6	0	0	14	7	29
								Total Pending at End of Period
								145
DONNELLY, MICHAEL P								
	224		30		10		264	
Terminations		Bankruptcy	Default	RefVacated	Court Trial	Dismiss	Other	Total
		1	16	0	0	10	10	37
								Total Pending at End of Period
								227
FRIEDLAND, CAROLYN B								
	147		28		7		182	
Terminations		Bankruptcy	Default	RefVacated	Court Trial	Dismiss	Other	Total
		3	5	0	0	6	11	25
								Total Pending at End of Period
								157
FRIEDMAN, STUART A								
	220		29		14		263	
Terminations		Bankruptcy	Default	RefVacated	Court Trial	Dismiss	Other	Total
		1	13	0	0	10	10	34
								Total Pending at End of Period
								229
FUERST, NANCY A								
	117		23		3		143	
Terminations		Bankruptcy	Default	RefVacated	Court Trial	Dismiss	Other	Total
		0	0	0	0	5	4	9
								Total Pending at End of Period
								134

GALL, STEVEN E

CUYAHOGA COUNTY COURT OF COMMON PLEAS

DATE: 04/10/2014
TIME: 01:52 PM

Foreclosure Statistics by Judge
Reporting Period: March 2014

PAGE: 3
CMSR1062

Judge							
	Pending at Beg of Period		New Cases Filed	Cases Transferred In / Reactivated			Total
	191		24	20			235
Terminations	Bankruptcy	Default	RefVacated	Court Trial	Dismiss	Other	Total
	0	10	0	0	6	15	31
Total Pending at End of Period							204
GALLAGHER, EILEEN T							
	Pending at Beg of Period		New Cases Filed	Cases Transferred In / Reactivated			Total
	0		0	1			1
Terminations	Bankruptcy	Default	RefVacated	Court Trial	Dismiss	Other	Total
	0	0	0	0	1	0	1
Total Pending at End of Period							0
GALLAGHER, HOLLIE L							
	Pending at Beg of Period		New Cases Filed	Cases Transferred In / Reactivated			Total
	133		30	6			169
Terminations	Bankruptcy	Default	RefVacated	Court Trial	Dismiss	Other	Total
	0	7	0	0	9	8	24
Total Pending at End of Period							145
GAUL, DANIEL							
	Pending at Beg of Period		New Cases Filed	Cases Transferred In / Reactivated			Total
	252		25	12			289
Terminations	Bankruptcy	Default	RefVacated	Court Trial	Dismiss	Other	Total
	0	15	0	0	8	12	35
Total Pending at End of Period							254
JACKSON, MICHAEL E							
	Pending at Beg of Period		New Cases Filed	Cases Transferred In / Reactivated			Total
	192		28	10			230
Terminations	Bankruptcy	Default	RefVacated	Court Trial	Dismiss	Other	Total
	1	10	0	0	9	8	28
Total Pending at End of Period							202
MASON, LANCE T							
	Pending at Beg of Period		New Cases Filed	Cases Transferred In / Reactivated			Total
	201		23	14			238
Terminations	Bankruptcy	Default	RefVacated	Court Trial	Dismiss	Other	Total
	1	6	0	0	8	7	22
Total Pending at End of Period							216
MATIA, DAVID T							
	Pending at Beg of Period		New Cases Filed	Cases Transferred In / Reactivated			Total
	196		26	11			233
Terminations	Bankruptcy	Default	RefVacated	Court Trial	Dismiss	Other	Total
	1	13	0	0	12	15	41
Total Pending at End of Period							192
MCCLELLAND, ROBERT C							

CUYAHOGA COUNTY COURT OF COMMON PLEAS

DATE: 04/10/2014
TIME: 01:52 PM

Foreclosure Statistics by Judge
Reporting Period: March 2014

PAGE: 4
CMSR1062

Judge							
	Pending at Beg of Period		New Cases Filed	Cases Transferred In / Reactivated			Total
	138		26	13			177
Terminations	Bankruptcy	Default	RefVacated	Court Trial	Dismiss	Other	Total
	0	12	0	0	15	5	32
	Total Pending at End of Period						145
MCCORMICK, TIMOTHY							
	Pending at Beg of Period		New Cases Filed	Cases Transferred In / Reactivated			Total
	133		29	7			169
Terminations	Bankruptcy	Default	RefVacated	Court Trial	Dismiss	Other	Total
	2	16	0	0	9	8	35
	Total Pending at End of Period						134
MCDONNELL, NANCY R							
	Pending at Beg of Period		New Cases Filed	Cases Transferred In / Reactivated			Total
	171		24	10			205
Terminations	Bankruptcy	Default	RefVacated	Court Trial	Dismiss	Other	Total
	0	7	0	0	16	10	33
	Total Pending at End of Period						172
MCMONAGLE, RICHARD J							
	Pending at Beg of Period		New Cases Filed	Cases Transferred In / Reactivated			Total
	117		24	5			146
Terminations	Bankruptcy	Default	RefVacated	Court Trial	Dismiss	Other	Total
	0	6	0	0	2	12	20
	Total Pending at End of Period						126
O'DONNELL, JOHN P							
	Pending at Beg of Period		New Cases Filed	Cases Transferred In / Reactivated			Total
	120		24	5			149
Terminations	Bankruptcy	Default	RefVacated	Court Trial	Dismiss	Other	Total
	0	4	0	0	4	8	16
	Total Pending at End of Period						133
RUSSO, JOHN J							
	Pending at Beg of Period		New Cases Filed	Cases Transferred In / Reactivated			Total
	167		0	33			200
Terminations	Bankruptcy	Default	RefVacated	Court Trial	Dismiss	Other	Total
	2	6	0	0	11	37	56
	Total Pending at End of Period						144
RUSSO, JOSEPH D							
	Pending at Beg of Period		New Cases Filed	Cases Transferred In / Reactivated			Total
	181		24	10			215
Terminations	Bankruptcy	Default	RefVacated	Court Trial	Dismiss	Other	Total
	2	12	0	1	11	11	37
	Total Pending at End of Period						178
RUSSO, MICHAEL J							

CUYAHOGA COUNTY COURT OF COMMON PLEAS

DATE: 04/10/2014
TIME: 01:52 PM

Foreclosure Statistics by Judge
Reporting Period: March 2014

PAGE: 5
CMSR1062

Judge							
	Pending at Beg of Period		New Cases Filed	Cases Transferred In / Reactivated			Total
	203		29	10			242
Terminations	Bankruptcy	Default	RefVacated	Court Trial	Dismiss	Other	Total
	1	15	0	0	7	7	30
Total Pending at End of Period							212
RUSSO, NANCY MARGARET							
	Pending at Beg of Period		New Cases Filed	Cases Transferred In / Reactivated			Total
	102		30	14			146
Terminations	Bankruptcy	Default	RefVacated	Court Trial	Dismiss	Other	Total
	2	6	0	0	16	6	30
Total Pending at End of Period							116
SAFFOLD, SHIRLEY STRICKLAND							
	Pending at Beg of Period		New Cases Filed	Cases Transferred In / Reactivated			Total
	200		29	4			233
Terminations	Bankruptcy	Default	RefVacated	Court Trial	Dismiss	Other	Total
	2	8	0	0	13	14	37
Total Pending at End of Period							196
SHEEHAN, BRENDAN J							
	Pending at Beg of Period		New Cases Filed	Cases Transferred In / Reactivated			Total
	144		29	17			190
Terminations	Bankruptcy	Default	RefVacated	Court Trial	Dismiss	Other	Total
	0	5	0	0	12	15	32
Total Pending at End of Period							158
SUSTER, RONALD							
	Pending at Beg of Period		New Cases Filed	Cases Transferred In / Reactivated			Total
	1		0	0			1
Terminations	Bankruptcy	Default	RefVacated	Court Trial	Dismiss	Other	Total
	0	0	0	0	0	1	1
Total Pending at End of Period							0
SUTULA, JOHN D							
	Pending at Beg of Period		New Cases Filed	Cases Transferred In / Reactivated			Total
	220		25	16			261
Terminations	Bankruptcy	Default	RefVacated	Court Trial	Dismiss	Other	Total
	0	9	0	0	15	10	34
Total Pending at End of Period							227
SUTULA, KATHLEEN ANN							
	Pending at Beg of Period		New Cases Filed	Cases Transferred In / Reactivated			Total
	125		34	9			168
Terminations	Bankruptcy	Default	RefVacated	Court Trial	Dismiss	Other	Total
	1	4	0	0	10	3	18
Total Pending at End of Period							150
SYNENBERG, JOAN							

CUYAHOGA COUNTY COURT OF COMMON PLEAS

DATE: 04/10/2014
 TIME: 01:52 PM

Foreclosure Statistics by Judge
 Reporting Period: March 2014

PAGE: 6
 CMSRI062

Judge

	Pending at Beg of Period		New Cases Filed		Cases Transferred In / Reactivated		Total
	179		24		18		221
Terminations	Bankruptcy	Default	RefVacated	Court Trial	Dismiss	Other	Total
	0	12	0	0	15	18	45
	Total Pending at End of Period						176

VILLANUEVA, JOSE' A	Pending at Beg of Period		New Cases Filed		Cases Transferred In / Reactivated		Total
	244		22		4		270
Terminations	Bankruptcy	Default	RefVacated	Court Trial	Dismiss	Other	Total
	0	20	0	0	1	3	24
	Total Pending at End of Period						246

Monthly Summary

MONTHLY SUMMARY

March 2014

NAME	PEND	ASSIGNED			TRIALS						DISP	PENDING				+	-
		CV	CR	TOT	JURY			COURT				CV	FR	CR	TOT		
Dick Ambrose	529	65	57	122	0	1	1	0	0	0	113	239	142	157	538	-9	
Michael K. Astrab	546	72	32	104	0	0	0	0	0	0	132	189	202	127	518	+28	
Pamela A. Barker	534	70	30	100	0	0	0	0	0	0	102	212	213	107	532	+2	
Janel R. Burnside	507	72	31	103	0	1	1	1	0	1	93	223	200	94	517	-10	
Deena R. Calabrese	487	84	26	110	0	0	0	0	0	0	76	223	197	101	521	-34	
Maureen Clancy	462	71	33	104	0	2	2	0	0	0	109	186	191	80	457	+5	
Cassandra Collier-Willia	537	71	33	104	0	0	0	0	1	1	115	181	212	133	526	+11	
Brian J. Corrigan	565	67	39	106	0	0	0	0	1	1	101	286	181	103	570	-5	
Peter J. Corrigan	495	69	29	98	0	0	0	0	0	0	107	229	145	112	486	+9	
Michael P. Donnelly	490	72	39	111	1	0	1	0	0	0	87	203	227	84	514	-24	
Carolyn B. Friedland	498	67	49	116	0	0	0	0	0	0	77	220	157	160	537	-39	
Stuart A. Friedman	547	75	31	106	0	0	0	0	0	0	121	193	229	110	532	+15	
Nancy A. Fuerst	318	62	26	88	0	0	0	0	0	0	57	158	134	57	349	-31	
Steven E. Gall	475	78	38	116	0	2	2	0	0	0	92	185	200	114	499	-24	
Hollie L. Gallagher	391	64	25	89	0	0	0	0	0	0	66	199	145	70	414	-23	
Daniel Gaul	642	72	42	114	0	1	1	0	0	0	132	254	254	116	624	+18	
Michael E Jackson	582	68	29	97	0	0	0	0	0	0	95	228	200	156	584	-2	
Lance T. Mason	516	71	28	99	0	0	0	0	0	0	98	195	216	106	517	-1	
David T. Matia	476	69	37	106	0	1	1	0	0	0	106	190	192	94	476	0	
Robert C. McClelland	581	73	42	115	0	0	0	0	0	0	108	269	145	174	588	-7	
Timothy McCormick	469	67	30	97	0	1	1	0	1	1	96	247	133	90	470	-1	
Nancy R. McDonnell	456	70	32	102	0	0	0	0	0	0	96	196	171	95	462	-6	
Richard J. McMonagle	526	62	32	94	0	0	0	0	0	0	95	303	126	96	525	+1	
John P. O'Donnell	492	65	22	87	0	1	1	1	0	1	64	278	133	104	515	-23	
John J. Russo	365	35	0	35	0	1	1	0	0	0	92	146	144	18	308	+57	
Joseph D. Russo	539	68	33	101	0	0	0	0	0	0	115	216	176	133	525	+14	
Michael J. Russo	487	70	39	109	0	0	0	1	0	1	77	203	212	104	519	-32	
Nancy Margaret Russo	292	76	29	105	0	1	1	0	2	2	105	110	116	66	292	0	
Shirley Strickland Saffold	516	67	27	94	0	0	0	0	0	0	112	189	196	113	498	+18	
Brendan J. Sheehan	358	75	34	109	1	1	2	0	0	0	85	151	158	73	382	-24	
John D. Sutula	557	82	32	114	0	1	1	0	0	0	93	246	226	106	578	-21	
Kathleen Ann Sutula	432	78	35	113	0	3	3	0	0	0	96	206	150	93	449	-17	
Joan Synenberg	470	75	37	112	0	0	0	0	0	0	119	212	165	86	463	+7	
José A. Villanueva	620	69	33	102	1	0	1	1	0	1	91	279	246	106	631	-11	
TOTALS	16757	2371	1111	3482	3	17	20	4	5	9	3323	7244	6134	3538	16916	-159	

Year to Date Summary

SUMMARY FOR THE COURT

January - March 2014

NAME	PEND	ASSIGNED			TRIALS						DISP	PENDING				+	-
		CV	CR	TOT	JURY			COURT				CV	FR	CR	TOT		
Dick Ambrose	529	180	125	305	0	2	2	2	2	4	296	239	142	157	538	-9	
Michael K. Astrab	510	186	95	281	0	0	0	0	0	0	273	189	202	127	518	-8	
Pamela A. Barker	535	183	94	277	0	0	0	0	0	0	280	212	213	107	532	+3	
Janet R. Burnside	538	186	94	280	0	6	6	1	0	1	301	223	200	94	517	+21	
Deena R. Calabrese	503	196	79	275	0	1	1	0	0	0	257	223	197	101	521	-18	
Maureen Clancy	447	191	93	284	0	3	3	0	1	1	274	186	191	80	457	-10	
Cassandra Collier-Willia	489	186	115	301	0	2	2	0	1	1	264	181	212	133	526	-37	
Brian J. Corrigan	577	181	89	270	1	0	1	0	3	3	277	286	181	103	570	+7	
Peter J. Corrigan	553	184	79	263	1	0	1	2	0	2	330	229	145	112	486	+67	
Michael P. Donnelly	523	178	79	257	1	2	3	0	1	1	266	203	227	84	514	+9	
Carolyn B. Friedland	562	193	120	313	0	0	0	0	2	2	338	220	157	160	537	+25	
Stuart A. Friedman	565	190	99	289	0	1	1	0	0	0	322	193	229	110	532	+33	
Nancy A. Fuerst	241	164	77	241	0	1	1	0	0	0	133	158	134	57	349	-108	
Steven E. Gall	465	197	99	296	0	6	6	0	1	1	262	185	200	114	499	-34	
Hollie L. Gallagher	428	174	71	245	1	2	3	0	0	0	259	199	145	70	414	+14	
Daniel Gaul	621	193	107	300	0	2	2	0	0	0	297	254	254	116	624	-3	
Michael E Jackson	550	193	106	299	1	0	1	0	1	1	265	228	200	156	584	-34	
Lance T. Mason	534	184	94	278	1	0	1	0	0	0	295	195	216	106	517	+17	
David T. Matia	507	192	105	297	0	1	1	0	0	0	328	190	192	94	476	+31	
Robert C. McClelland	568	185	123	308	1	2	3	0	0	0	288	269	145	174	588	-20	
Timothy McCormick	484	182	87	269	1	3	4	0	1	1	283	247	133	90	470	+14	
Nancy R. McDonnell	443	187	100	287	0	0	0	0	1	1	268	196	171	95	462	-19	
Richard J. McMonagle	542	154	92	246	0	0	0	0	2	2	263	303	126	96	525	+17	
John P. O'Donnell	466	168	89	257	1	1	2	2	0	2	208	278	133	104	515	-49	
John J. Russo	441	105	18	123	0	2	2	0	1	1	256	146	144	18	308	+133	
Joseph D. Russo	533	172	94	266	0	0	0	0	1	1	274	216	176	133	525	+8	
Michael J. Russo	476	183	100	283	1	4	5	1	0	1	240	203	212	104	519	-43	
Nancy Margaret Russo	325	191	88	279	0	1	1	0	2	2	312	110	116	66	292	+33	
Shirley Strickland Saffold	537	189	101	290	0	0	0	0	0	0	329	189	196	113	498	+39	
Brendan J. Sheehan	360	186	90	276	1	5	6	0	1	1	254	151	158	73	382	-22	
John D. Sutula	572	195	95	290	2	1	3	1	1	2	284	246	226	106	578	-6	
Kathleen Ann Sutula	437	198	96	294	0	8	8	0	1	1	282	206	150	93	449	-12	
Joan Synenberg	443	195	80	275	1	1	2	0	0	0	255	212	165	86	463	-20	
José A. Villanueva	617	179	75	254	2	0	2	2	1	3	240	279	246	106	631	-14	
TOTALS	16921	6200	3148	9348	16	57	73	11	24	35	9353	7244	6134	3538	16916	+5	

Corrections/Adjustments

Corrections & Adjustments

There was a minor error in the stats for the Total Pending Judicial Foreclosure Cases Referred to Magistrates and the Percentage of Pending Judicial Foreclosure Cases Referred to Magistrates by Filing Year from November 2011 till January 2013. The year 2002 erroneously showed ten active cases when there are/were two active cases for 2002. The charts for November 2011 through December 2012 are not being corrected as the impact is of such minor significance that it doesn't warrant the work involved to correct them.

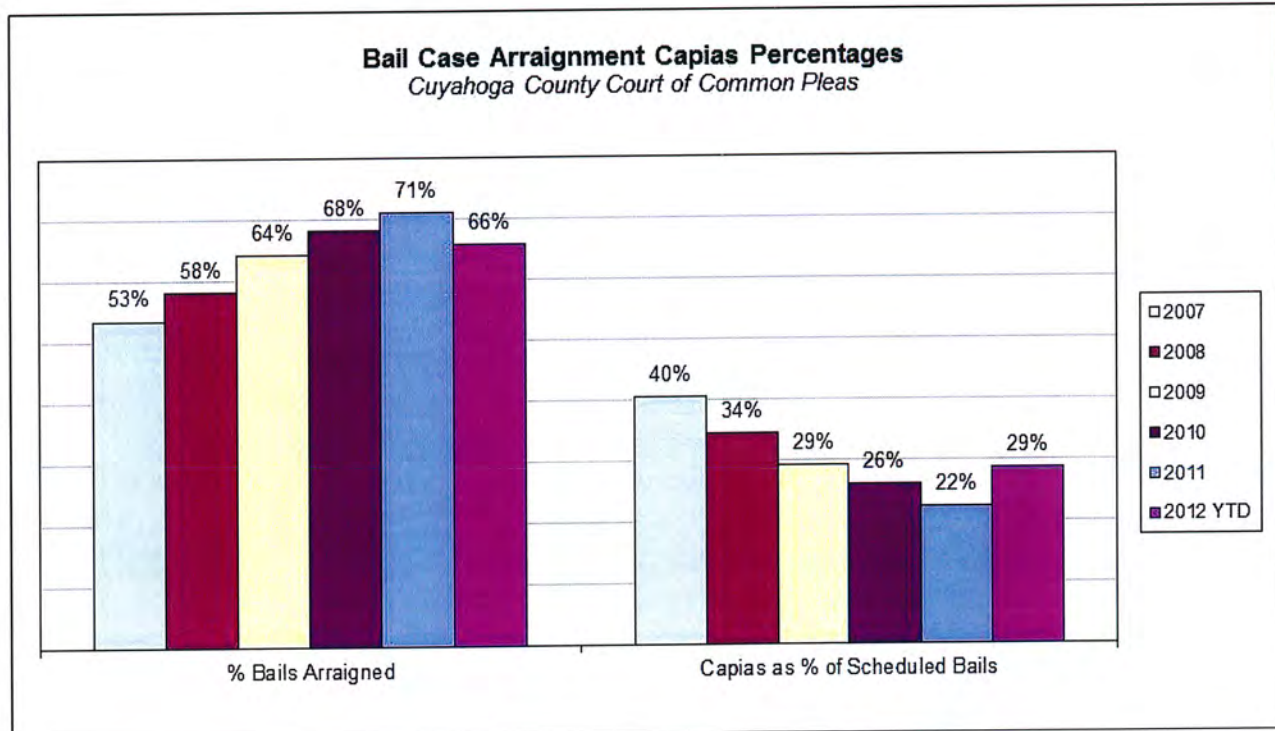
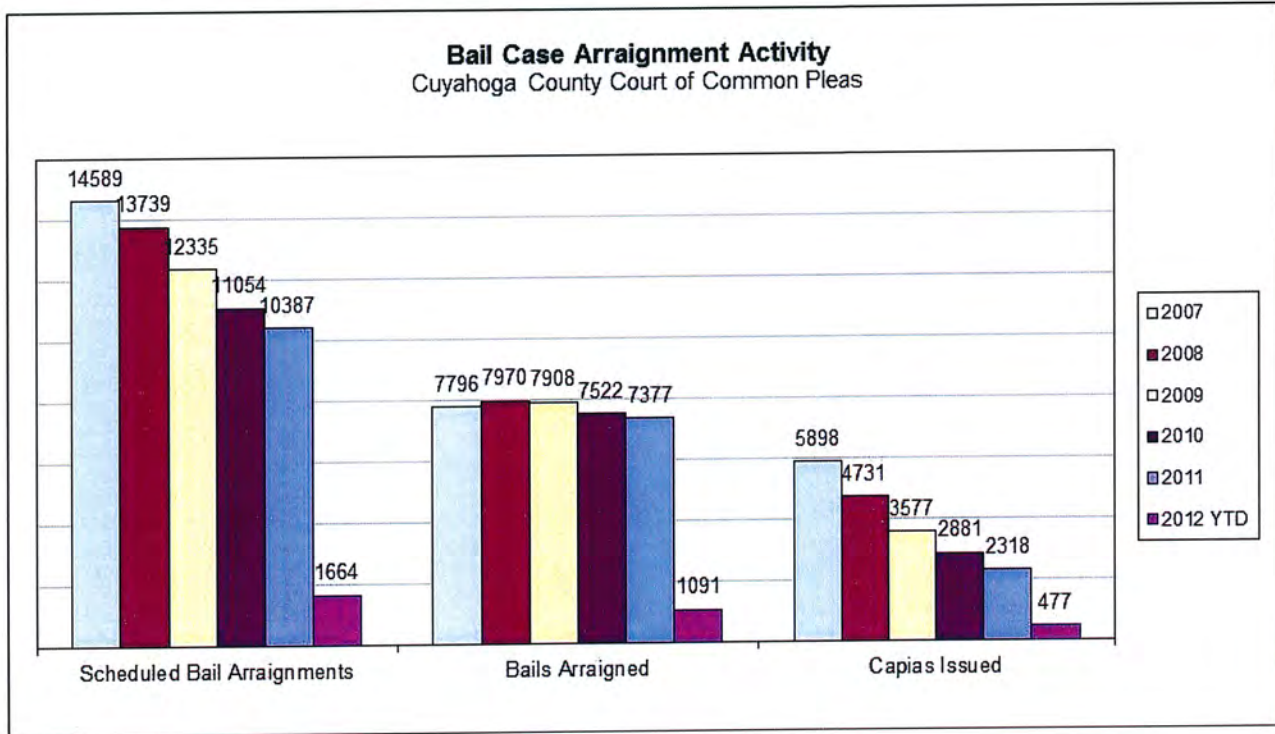
The charts on pgs. 19 and 23 reflect the corrected count for 2002 from ten active cases to two cases on the aforementioned reports.

CUYAHOGA COUNTY COMMON PLEAS COURT

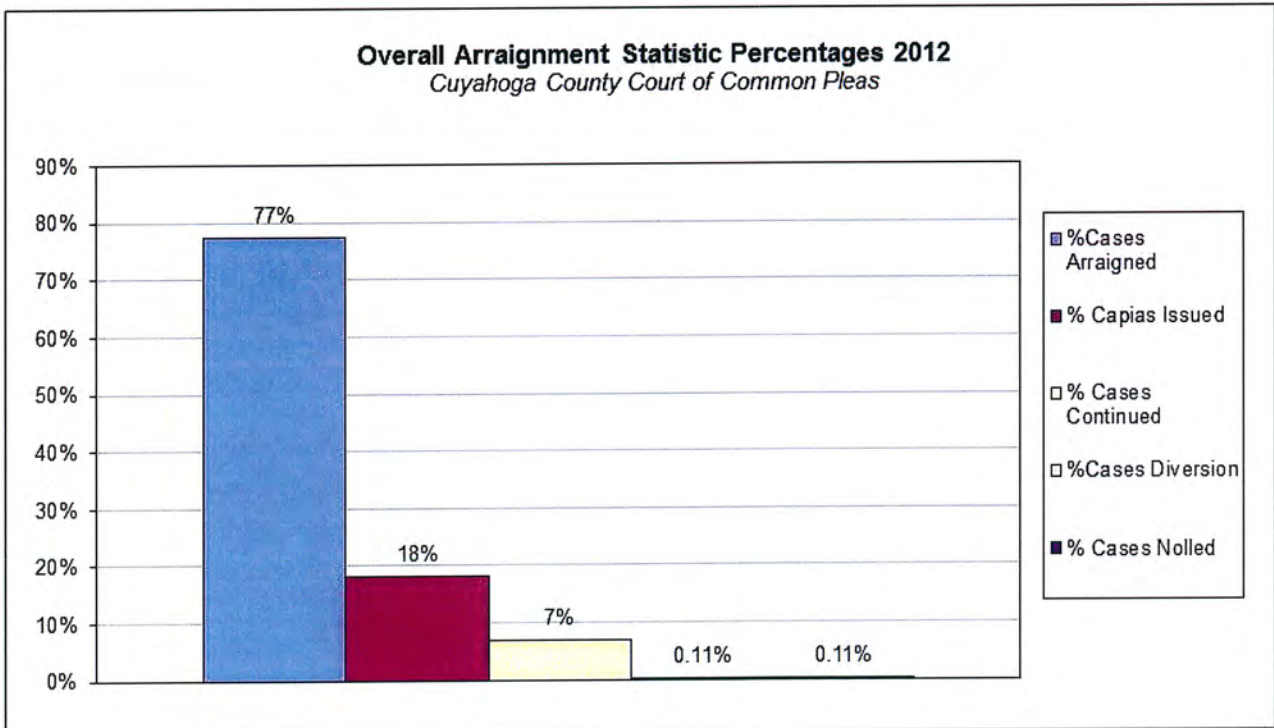
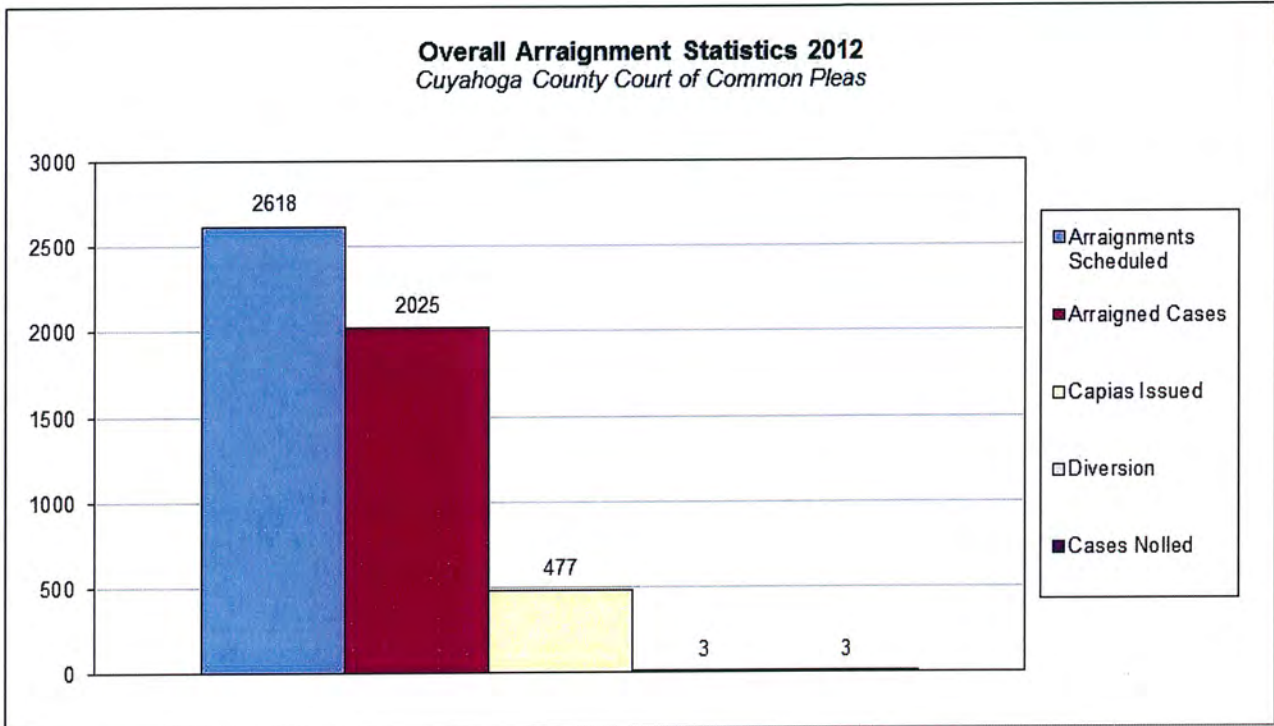
There was an error in the Bail Case Arraignment Activity, Bail Case Arraignment Capias Percentages, Overall Arraignment Statistics, and Overall Arraignment Statistic Percentage charts in January 2012. Consequently, the aforementioned charts posted with the court statistics for January 2012 are incorrect.

Consequently, the aforementioned charts posted with the court statistics for January 2012 are incorrect.

The following charts reflect the correct statistics.



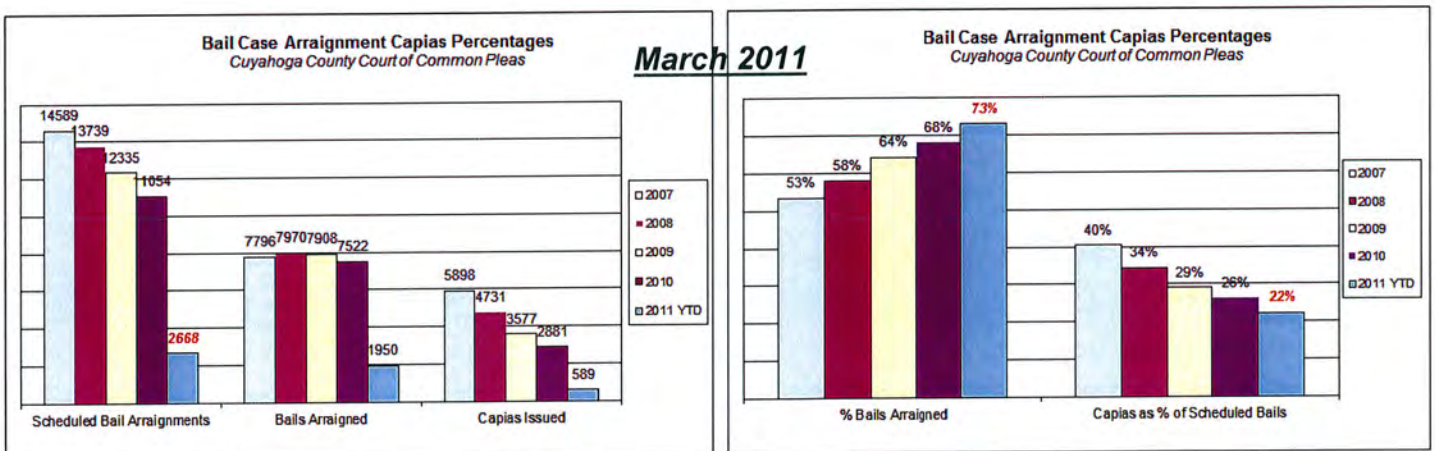
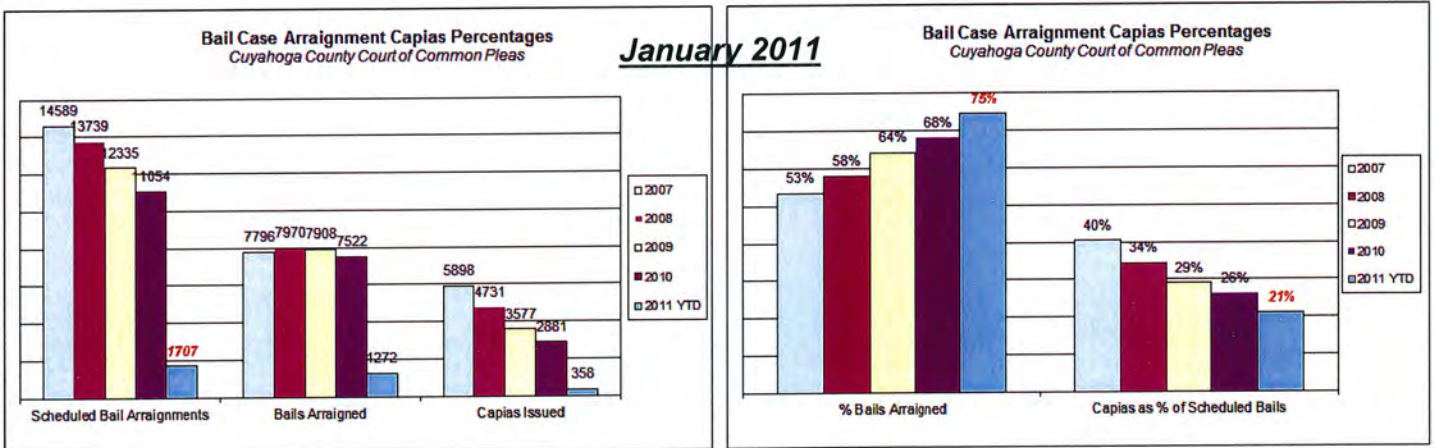
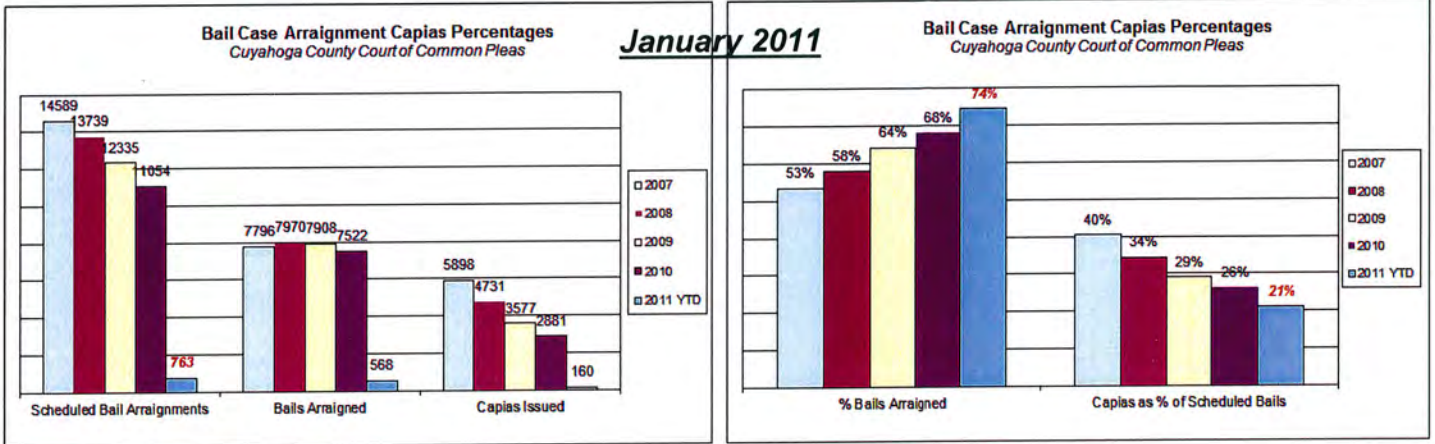
CUYAHOGA COUNTY COMMON PLEAS COURT



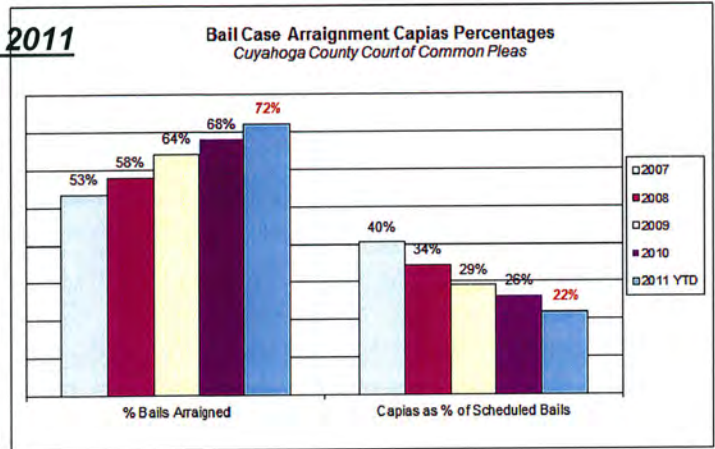
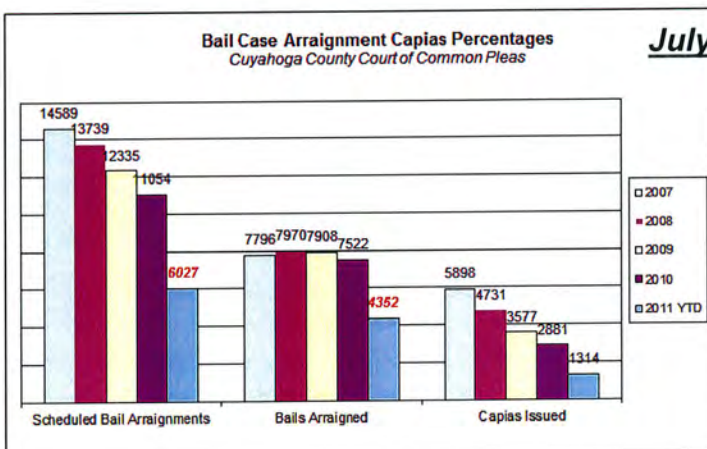
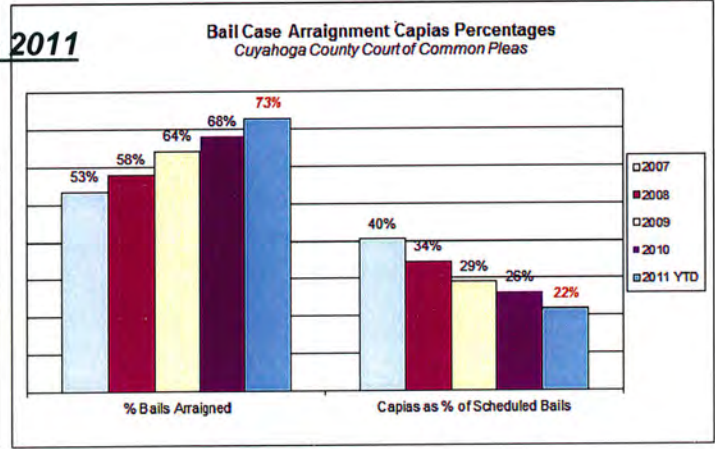
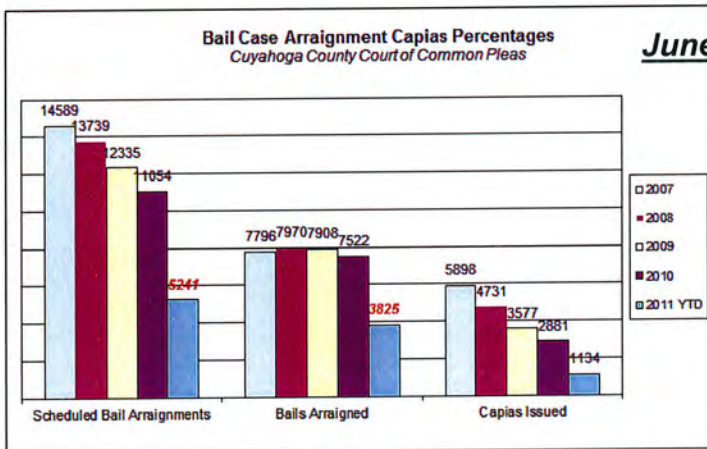
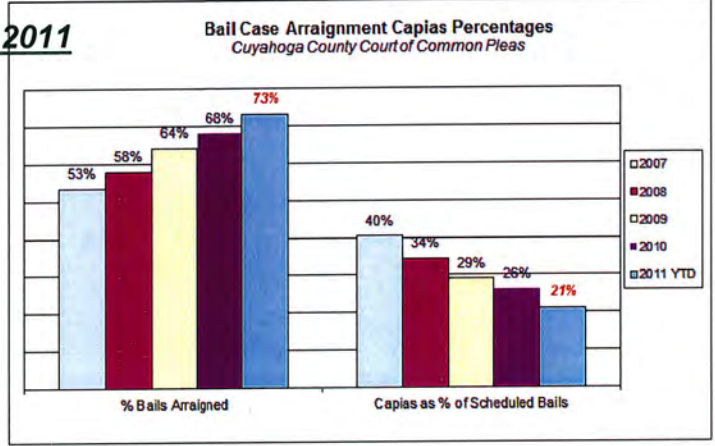
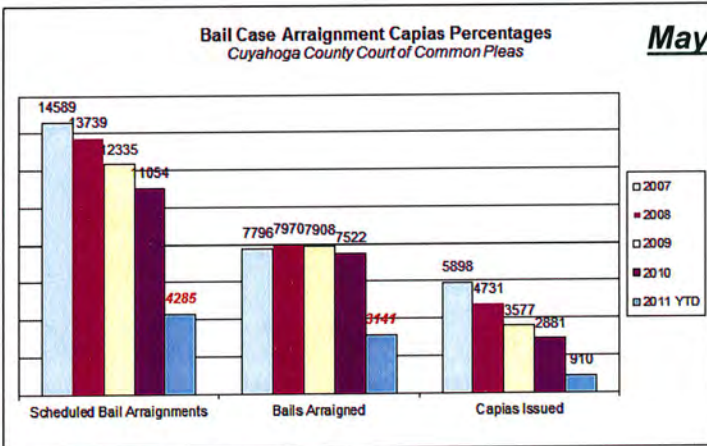
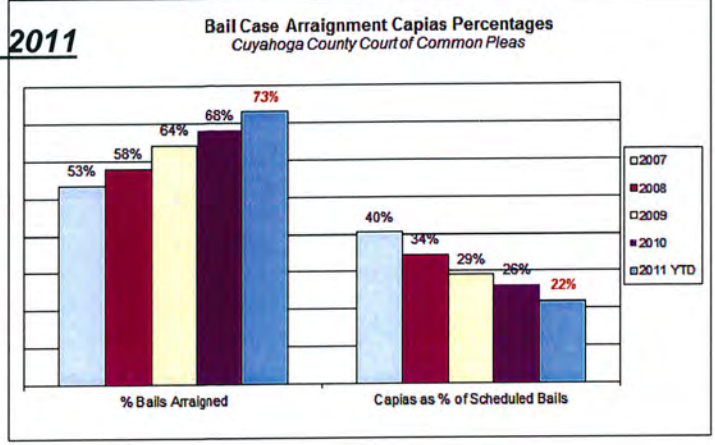
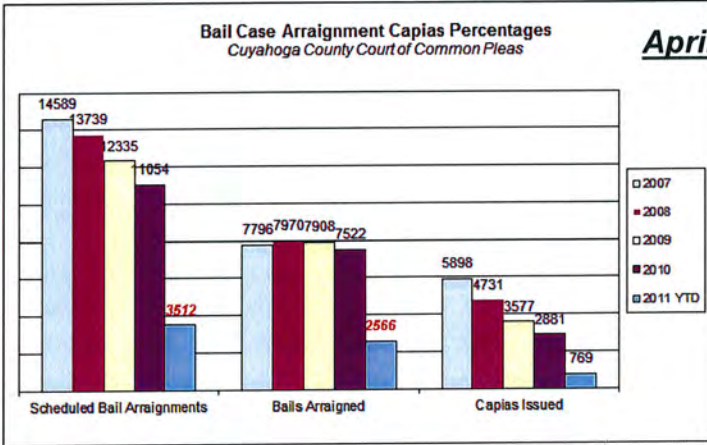
CUYAHOGA COUNTY COMMON PLEAS COURT

There was a minor error in the Bail Case Arraignment Activity and Bail Case Arraignment Capias Percentages charts in January 2011. The error was not discovered until December 2011. Consequently, the aforementioned charts posted with the court statistics from January 2011 – November 2011 are incorrect.

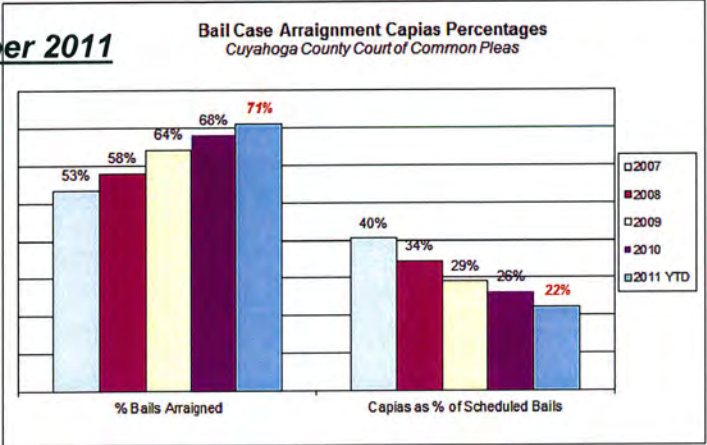
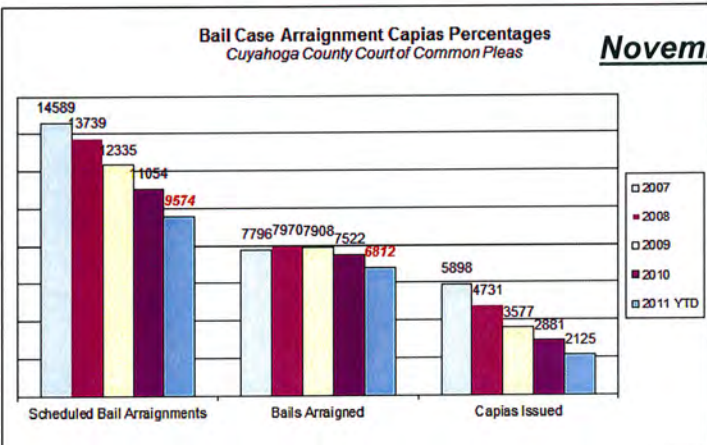
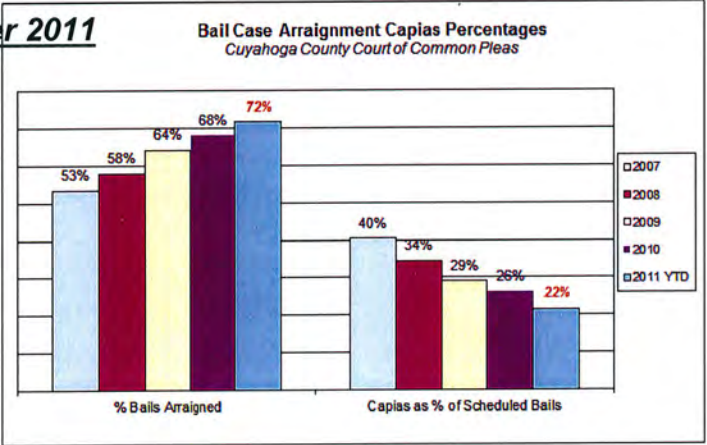
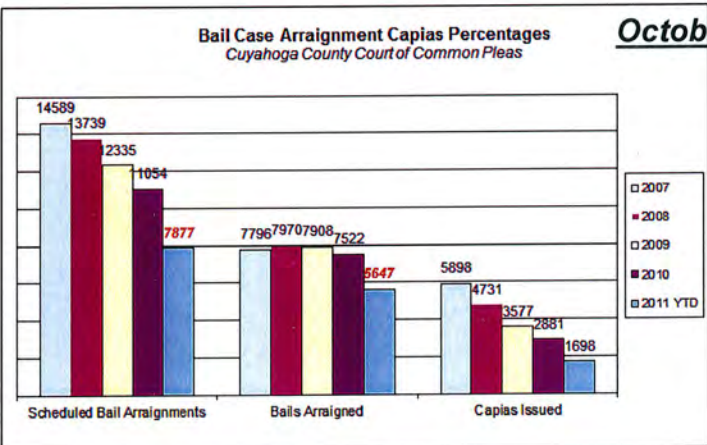
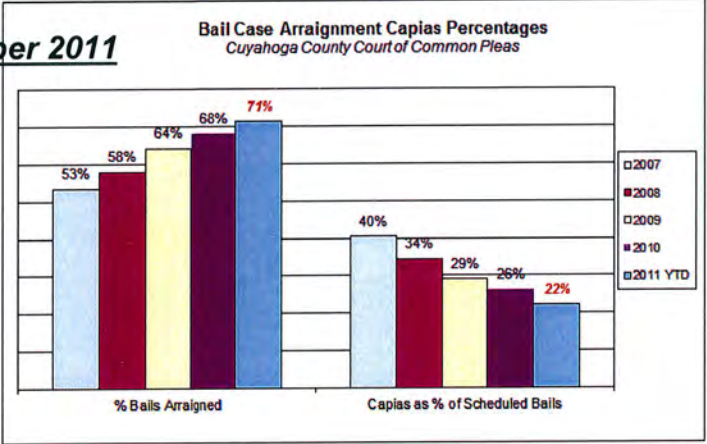
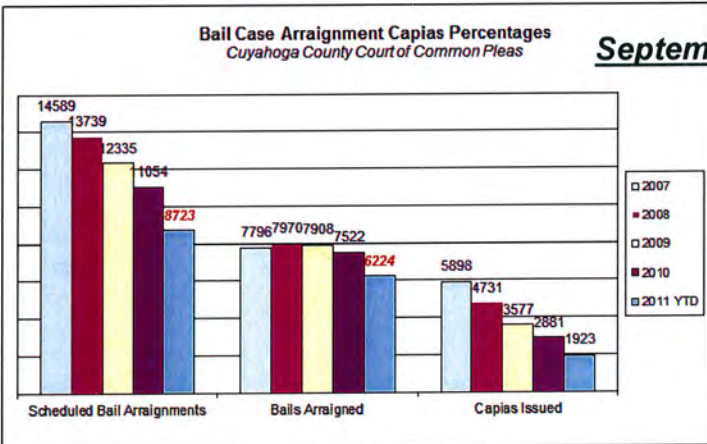
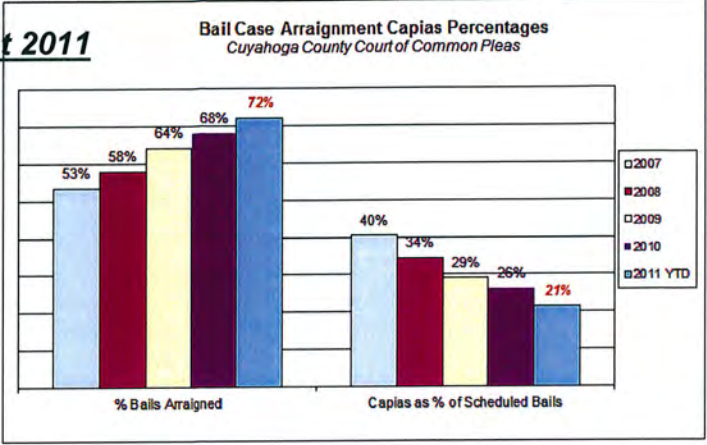
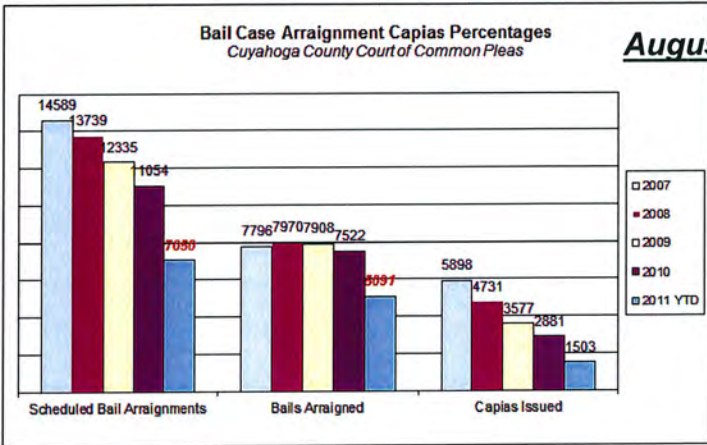
The following charts reflect the corrections highlighted in red.



CUYAHOGA COUNTY COMMON PLEAS COURT



CUYAHOGA COUNTY COMMON PLEAS COURT



CUYAHOGA COUNTY COMMON PLEAS COURT

There was a minor error in the New Marsh. Of Lien/Quite Title/Partition Case Filings by Month, Total New Judicial Foreclosure Filings by Month for Year 2010 and Total New Judicial Foreclosure Filings 1996-2010 for the month of March 2010.

The following charts reflect the original and corrected numbers.

