



**CUYAHOGA COUNTY COMMON PLEAS COURT**

***Statistics Report  
June 2014***

***John J. Russo  
Administrative and Presiding Judge***

**TABLE OF CONTENTS**

**Criminal Statistics**

*Newly Filed, Re-Activated and Transferred in Cases* \_\_\_\_\_ 4

*Yearly Criminal Terminations* \_\_\_\_\_ 5

*Pending Criminal Cases End of Period* \_\_\_\_\_ 6

*Clearance Rate* \_\_\_\_\_ 7

*Arrest to Disposition Timeline* \_\_\_\_\_ 8

*Average Arrest to Disposition Timeline (Jail Cases)* \_\_\_\_\_ 9

*Average Arrest to Disposition Timeline (Non-Jail Cases)* \_\_\_\_\_ 10

*Average Arrest to Disposition Timeline (Jail and Non-Jail Cases)* \_\_\_\_\_ 11

*Yearly Average Arrest to Disposition Timeline* \_\_\_\_\_ 12

*Indictments and Informations Filed With the Clerk of Courts* \_\_\_\_\_ 13

*Bail Case Arraignment Activity* \_\_\_\_\_ 14

*Overall Arraignment Statistics* \_\_\_\_\_ 15

**Foreclosure Statistics**

*Total Pending Judicial Foreclosure Cases Referred to Magistrates (A)* \_\_\_\_\_ 17

*Total Pending Judicial Foreclosure Cases Referred to Magistrates (B)* \_\_\_\_\_ 18

*Total Pending Judicial Foreclosure Cases Referred to Magistrates (C)* \_\_\_\_\_ 19

*Total Pending Tax Lien & Certificate Cases Referred to Magistrates (A)* \_\_\_\_\_ 20

*Total Pending Tax Lien & Certificate Cases Referred to Magistrates (B)* \_\_\_\_\_ 21

*Total Pending Tax Lien & Certificate Cases Referred to Magistrates (C)* \_\_\_\_\_ 22

*Percentage of Pending Judicial Foreclosure Cases By Filing Year* \_\_\_\_\_ 23

*Judicial Foreclosure Clearance Rate Year 2011* \_\_\_\_\_ 26

*Judicial Foreclosure Clearance Rate Year 2012* \_\_\_\_\_ 24

*Judicial Foreclosure Clearance Rate Year 2014* \_\_\_\_\_ 25

*Avg. Number of Days to Disp. (Excl. Bank. Stays & Tax Lien & Tax Cert.)* \_\_\_\_\_ 27

*Avg. Number of Days to Disp. (Excl. Bank. Stays & Incl. Tax Lien & Tax Cert.)* \_\_\_\_\_ 28

*Total New Judicial Foreclosure Filings* \_\_\_\_\_ 29

*New Marsh of Lien/Quiet Title/Partition Case Filings for Years 2005 – 2014 YTD* \_\_\_\_\_ 30

*New Marsh of Lien/Quiet Title/Partition Case Filings by month for 2014 YTD* \_\_\_\_\_ 30

*New Tax Lien & Certificate Filings for Years 2005 – 2014 YTD* \_\_\_\_\_ 31

*New Tax Lien & Certificate Filings by Month for Year 2014 YTD* \_\_\_\_\_ 31

*Total New Judicial Foreclosure Filings Years 2005 – 2014 YTD* \_\_\_\_\_ 32

*Total New Judicial Foreclosure Filings by Month for Year 2014 YTD* \_\_\_\_\_ 32

*Magistrate's Monthly Reports* \_\_\_\_\_ 33

*Report CMSR1062 - Judicial Foreclosure Statistics by Judge* \_\_\_\_\_ 41

*Monthly Summary* \_\_\_\_\_ 48

*Year to Date Summary* \_\_\_\_\_ 50

*Corrections/Adjustments* \_\_\_\_\_ 52

# *Criminal Case Statistics*

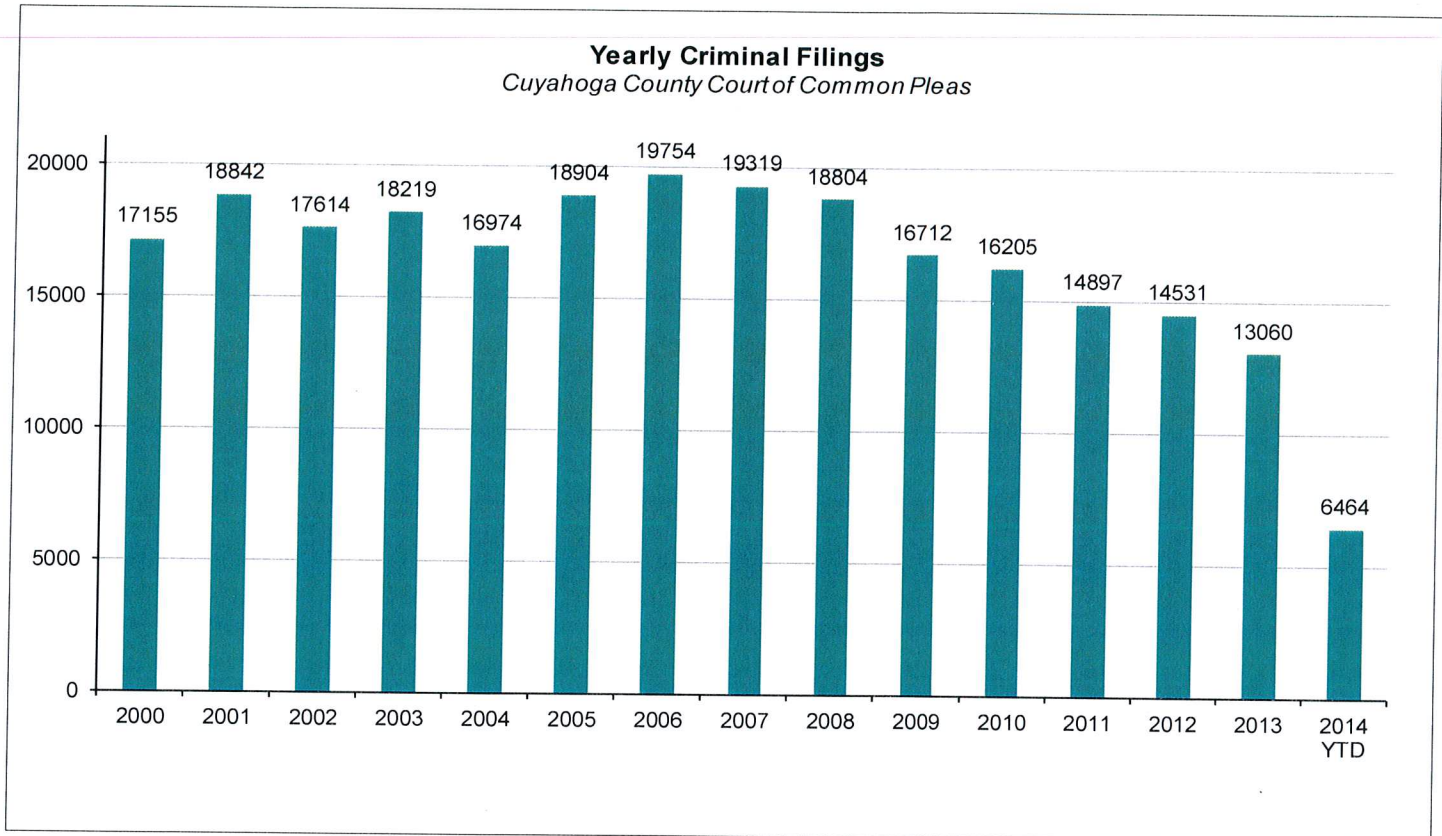
---



# CUYAHOGA COUNTY COMMON PLEAS COURT

## Newly Filed, Re-Activated and Transferred in Cases

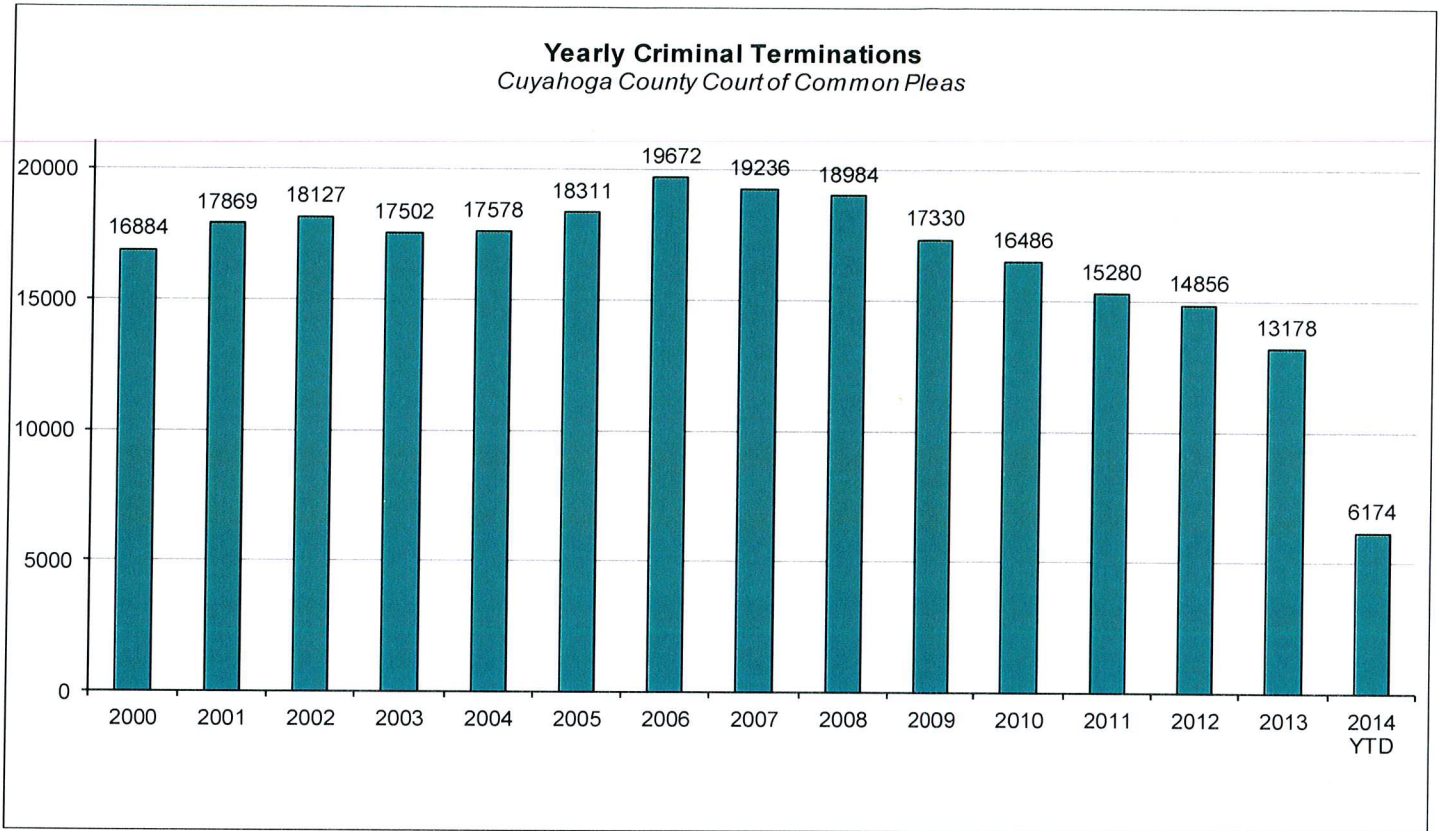
The following chart is a representation of all filed cases in Cuyahoga County Court of Common Pleas from 2000 – June 2014. Newly filed cases are defined as having been arraigned and assigned to a Judge. Re-activated cases are defined as cases where a defendant was unavailable for trial and has now become ready to proceed. Transferred cases are defined as cases moved from one judge's docket to another. This could be due to re-assignment to a Mental Health Judge or after additional information indicates that by Court rule, the case should have been assigned to another Judge.





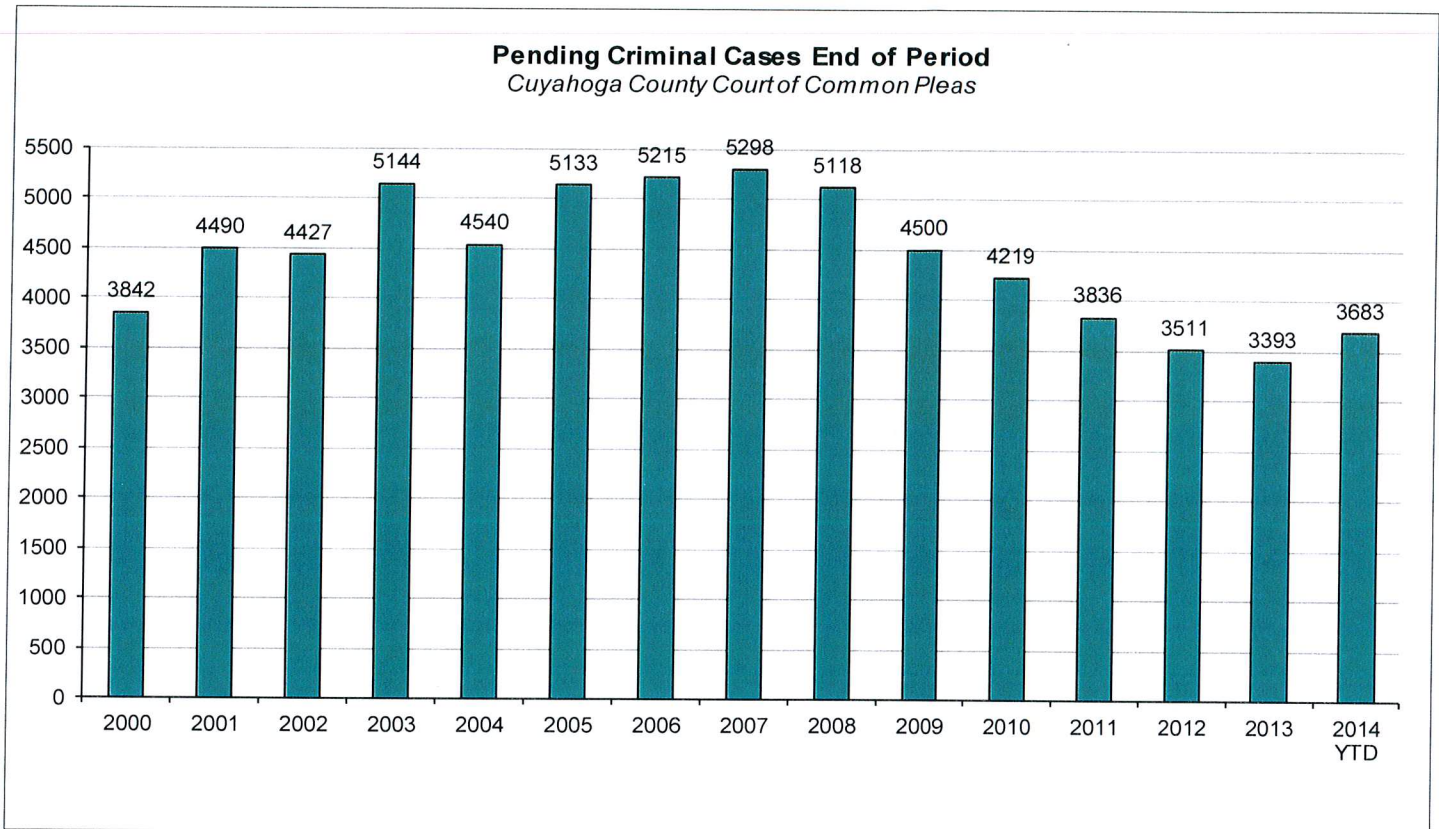
## Yearly Criminal Terminations

The following chart represents cases that have been terminated by the court from 2000 – June 2014. These cases have been terminated either by trial; plea, dismissal or a defendant is unavailable for trial or sentencing.



## Pending Criminal Cases End of Period

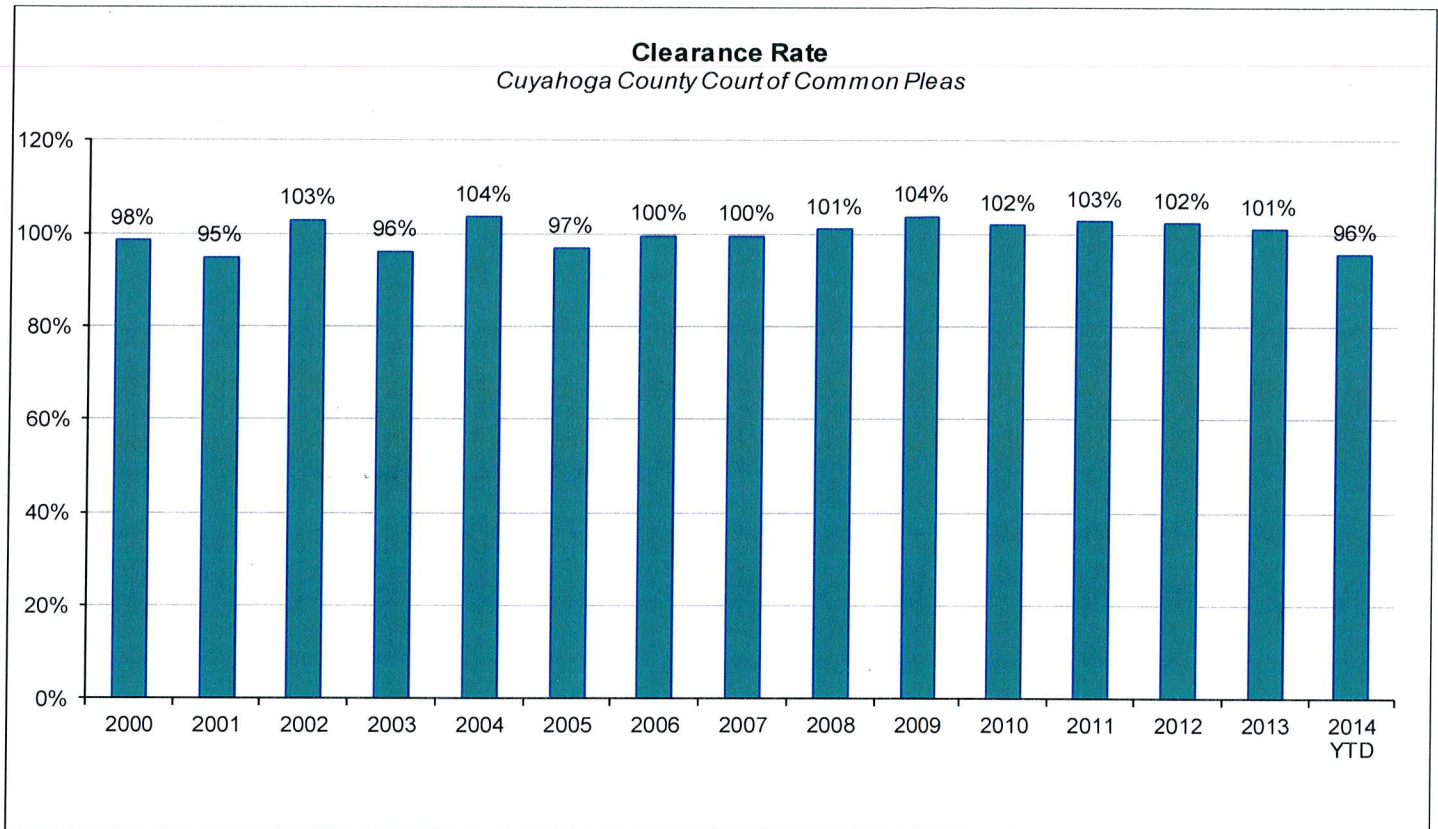
The following chart represents the total number of cases pending at the end of the reporting period from 2000 – June 2014. Pending criminal cases at the end of the period is determined by adding the total number of pending cases at the beginning of the reporting period, and all newly filed, re-activated and transferred in cases. The total number of cases terminated in the period is subtracted from the sum total pending at the beginning of the period to give the value pending at the end of the period.



# CUYAHOGA COUNTY COMMON PLEAS COURT

## Clearance Rate

The Clearance Rate is the total number of outgoing cases as a percentage of the number of incoming cases. Clearance rate measures whether the court is keeping up with its incoming caseload. If cases are not disposed in a timely manner, a backlog of cases awaiting disposition will grow. A Clearance Rate of 100% indicates that at least as many cases have been filed, reopened, or reactivated in a period have been disposed.





### ***Arrest to Disposition Timeline***

Arrest to disposition timeline is a method to measure how felony cases flow through the Cuyahoga County Criminal Justice System. By capturing how long a case takes to move from stage to stage, we can examine where problems may exist and where potential improvements in case processing can be made.

The source data was extracted from the Cuyahoga County Court of Common Pleas Case Management System. The overall population of sample data was based on cases terminated in a given month excluding cases that have gone through diversion programs. A case is defined as a defendant and all charges involved in a single incident. The period for the extracted data is from June 2014.

The stages examined were:

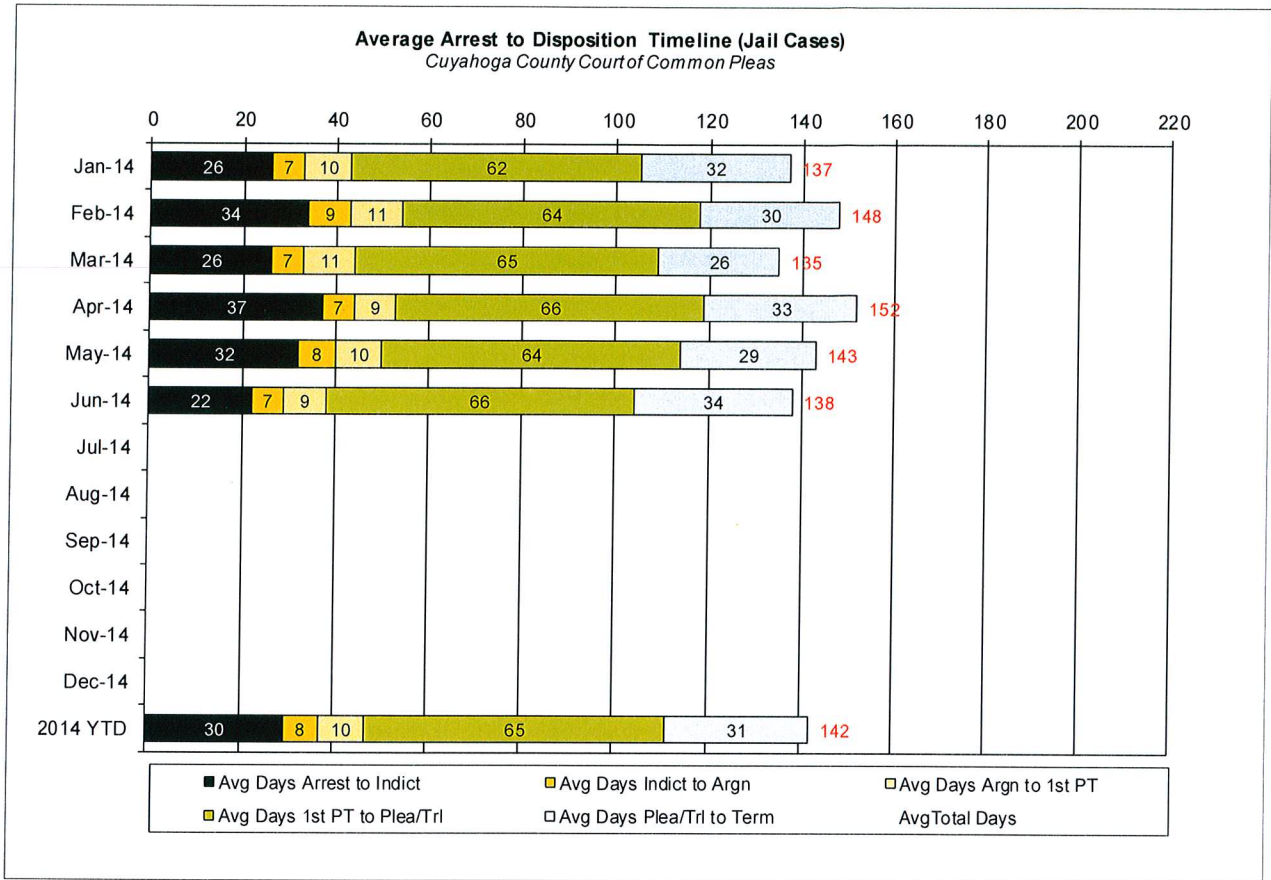
Arrest to Indictment  
Indictment to Arraignment  
Arraignment to 1<sup>st</sup> Pre-Trial  
1<sup>st</sup> Pre-Trial to Plea/Trial  
Plea/Trial to Termination

Due to the fact that each case may or may not have all of the stage date elements, a method to arrive at stage averages was applied. For a case to be included in the average for a stage there would need to be both dates for the given stage. A case would be included in the Arrest to Indictment stage if both arrest date and indictment date were available. This method was applied to each of the five stages. Next we calculated the total number of cases that met the date criteria for each of the ranges and also the total number of days between each date. To arrive at an average, the total number of days for each case in each range was calculated and divided by the total number of cases that met the date criteria. If a case had a time period or periods where the defendant was capiased or referred to the Psych Clinic, that amount of time was subtracted from the appropriate range. For re-indicted cases, the original arrest date is used.

The following three charts are for Jail, Non-Jail and combined Jail and Non-Jail cases. Jail and Non-Jail cases are defined by the posting of bond prior to plea or trial.

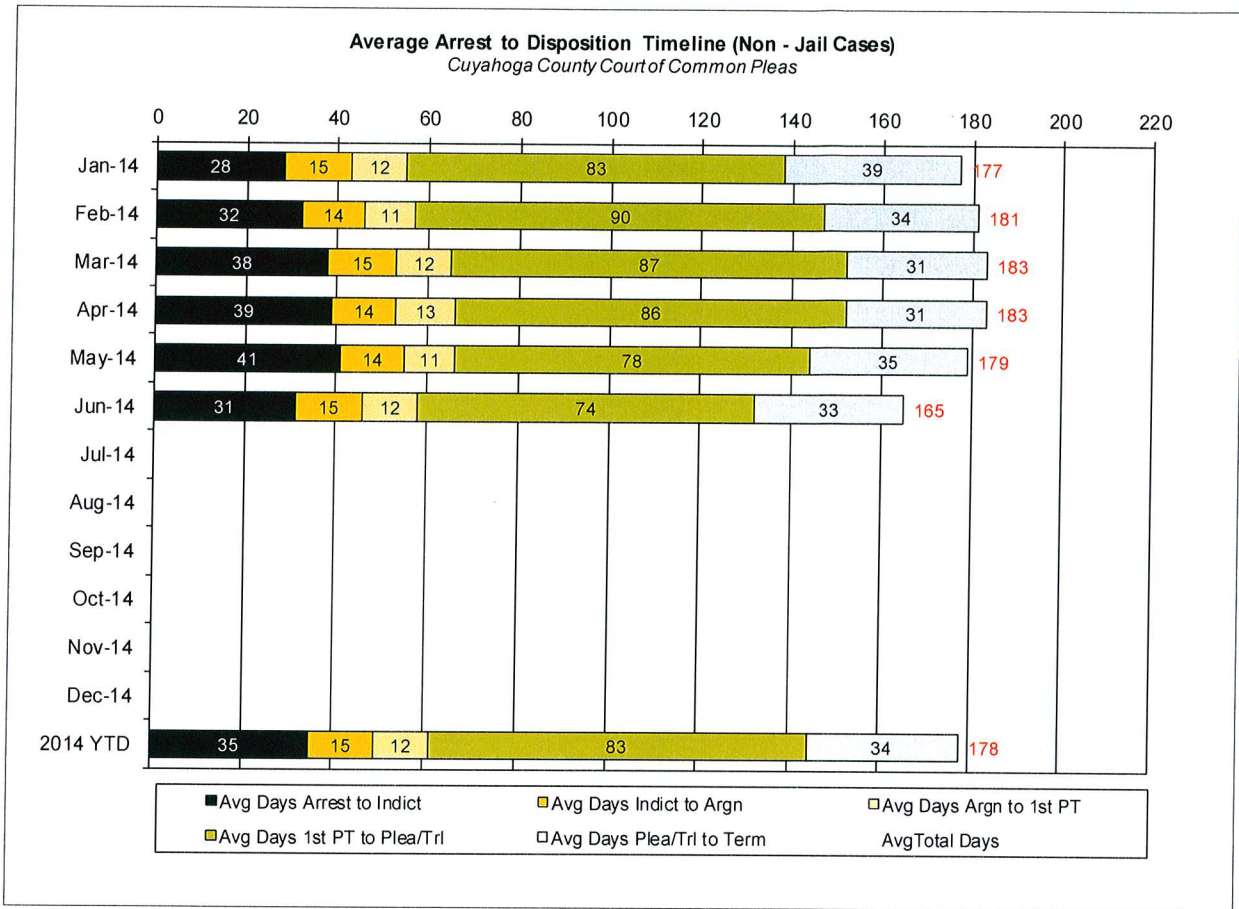
# CUYAHOGA COUNTY COMMON PLEAS COURT

## Average Arrest to Disposition Timeline (Jail Cases)



# CUYAHOGA COUNTY COMMON PLEAS COURT

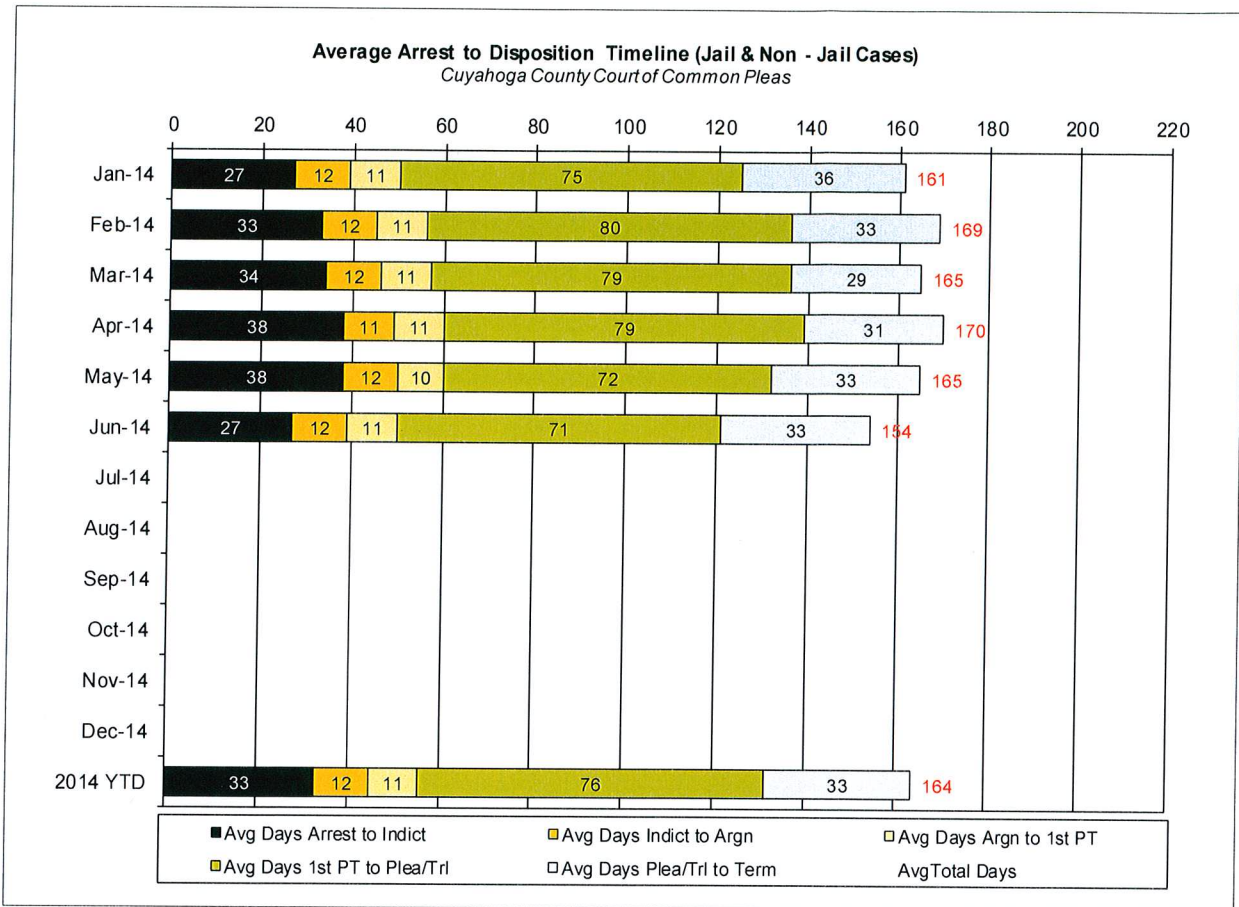
## Average Arrest to Disposition Timeline (Non-Jail Cases)





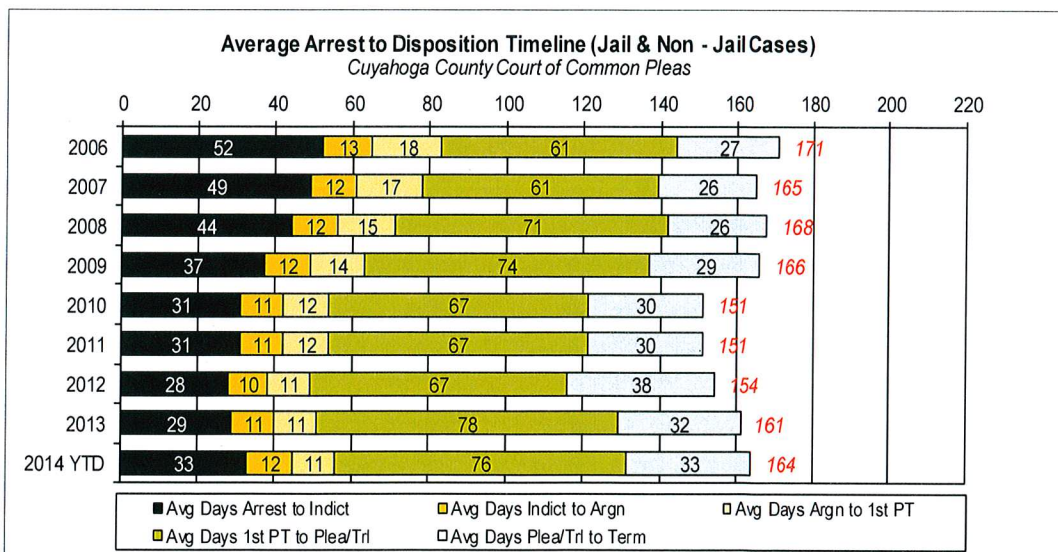
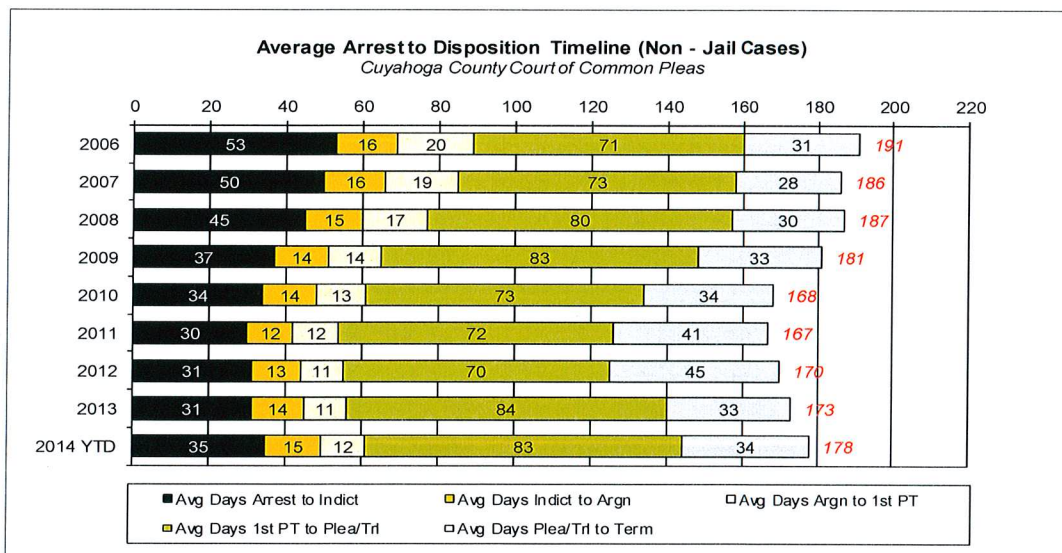
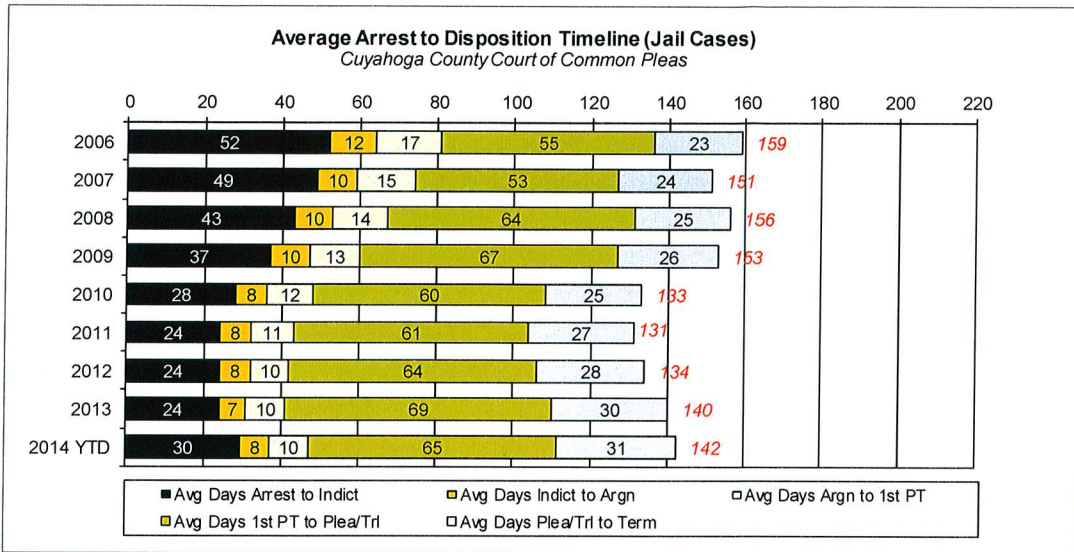
# CUYAHOGA COUNTY COMMON PLEAS COURT

## Average Arrest to Disposition Timeline (Jail and Non-Jail Cases)



# CUYAHOGA COUNTY COMMON PLEAS COURT

## Yearly Average Arrest to Disposition Timeline

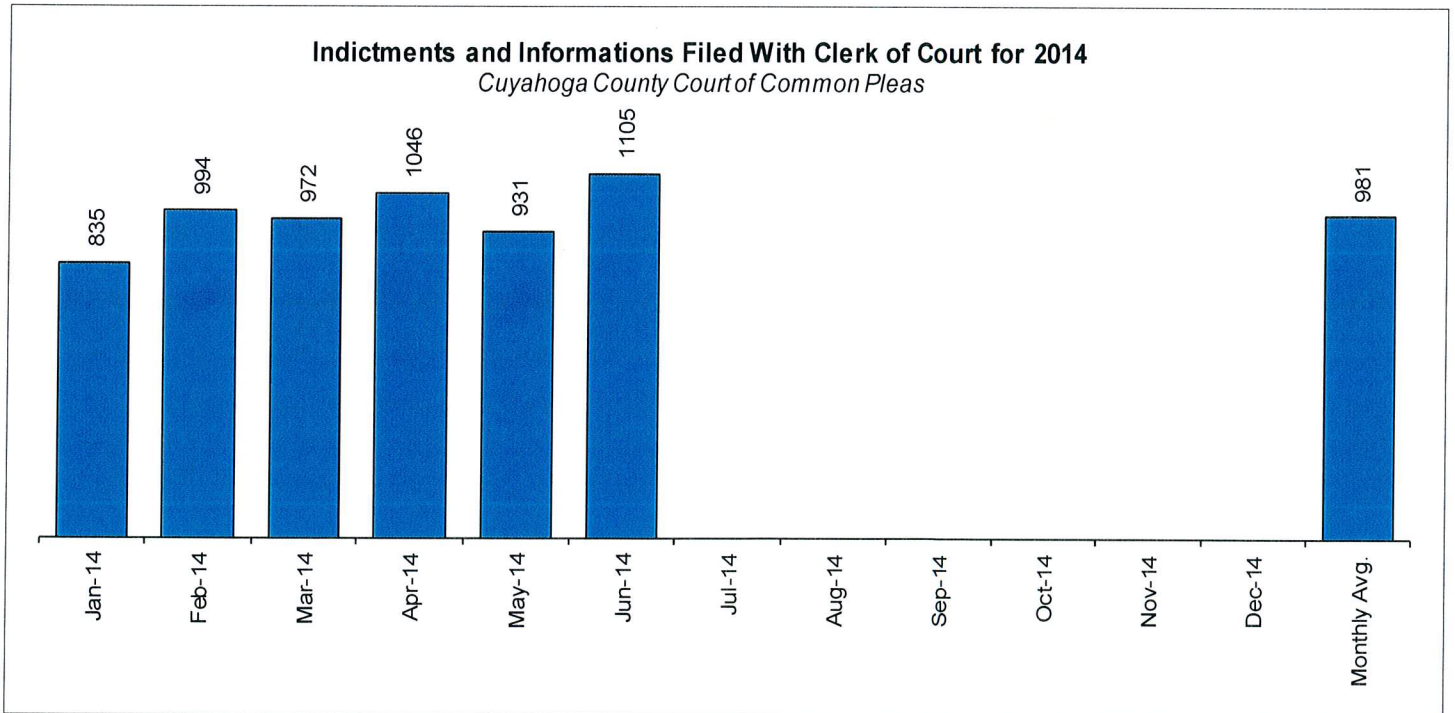
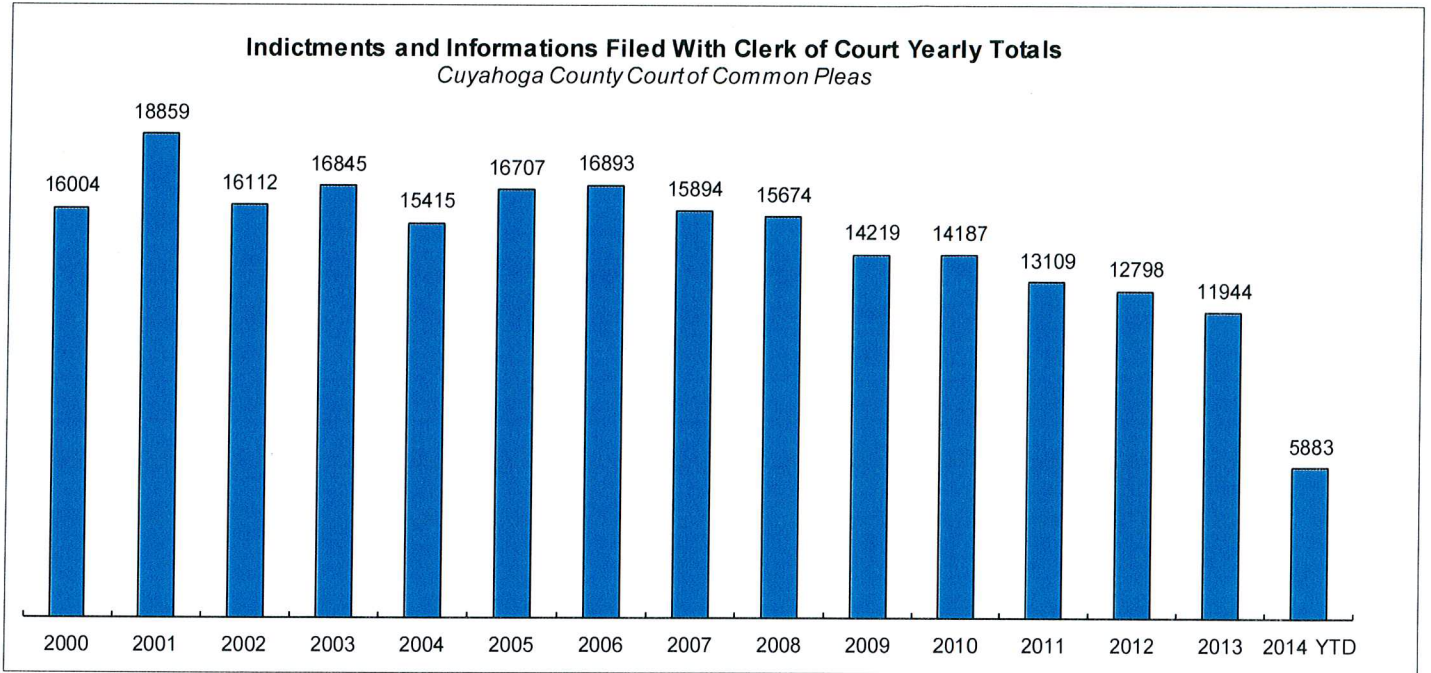




# CUYAHOGA COUNTY COMMON PLEAS COURT

## Indictments and Informations Filed With the Clerk of Courts

The following charts are reflective of Indictments and Informations filed with the Criminal Clerk of Courts from 2000. The source for this information was the Criminal Clerk's Office.

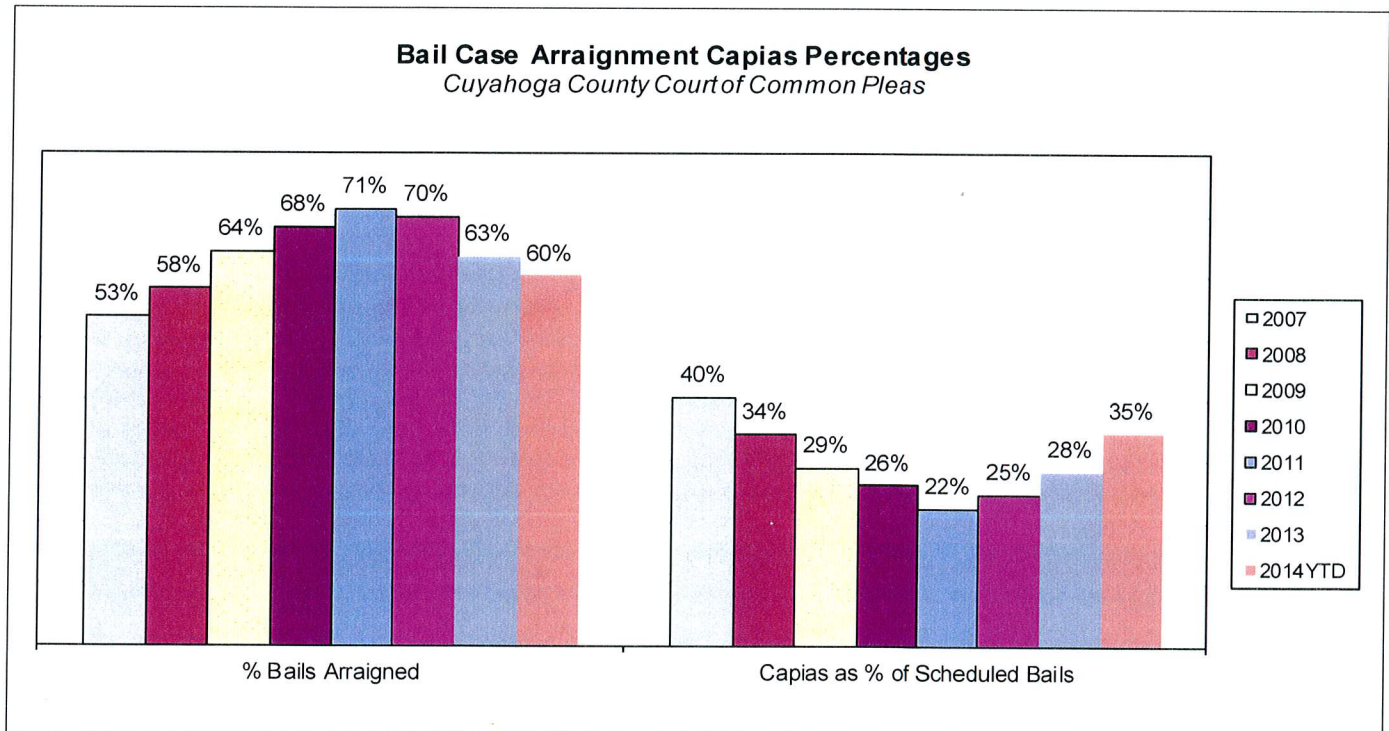
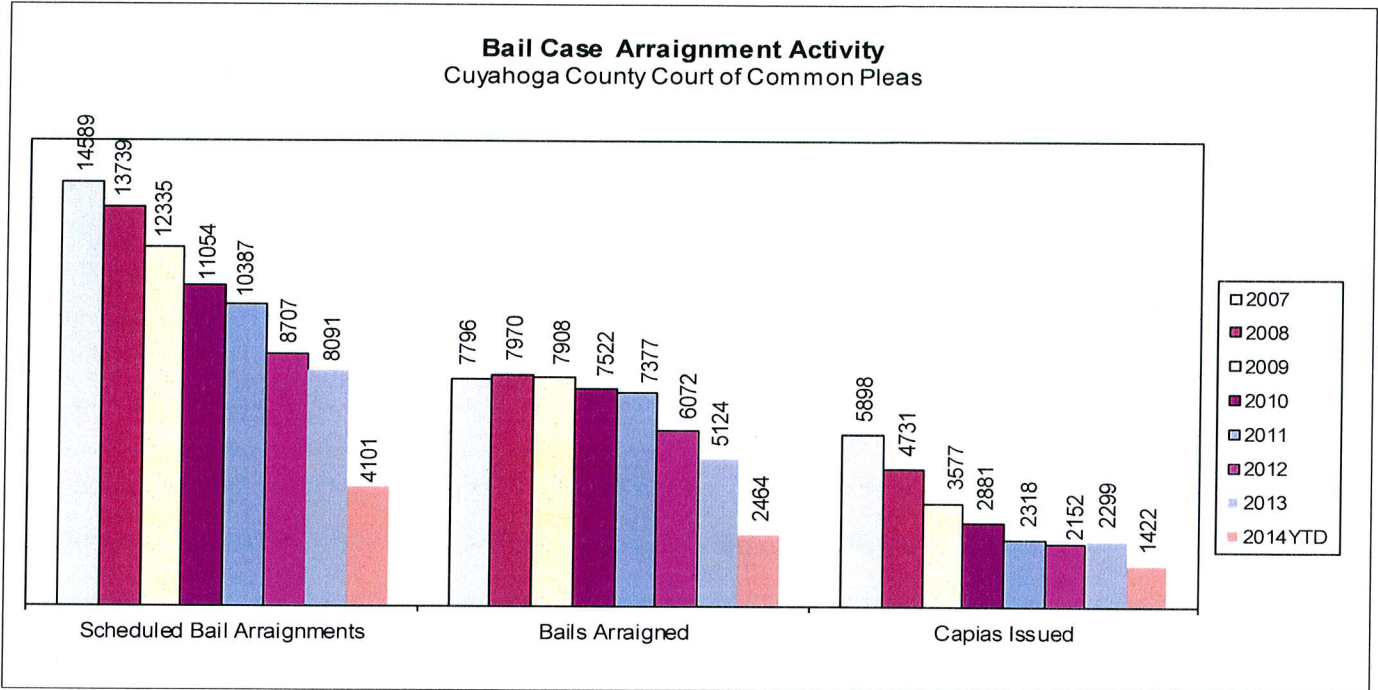




# CUYAHOGA COUNTY COMMON PLEAS COURT

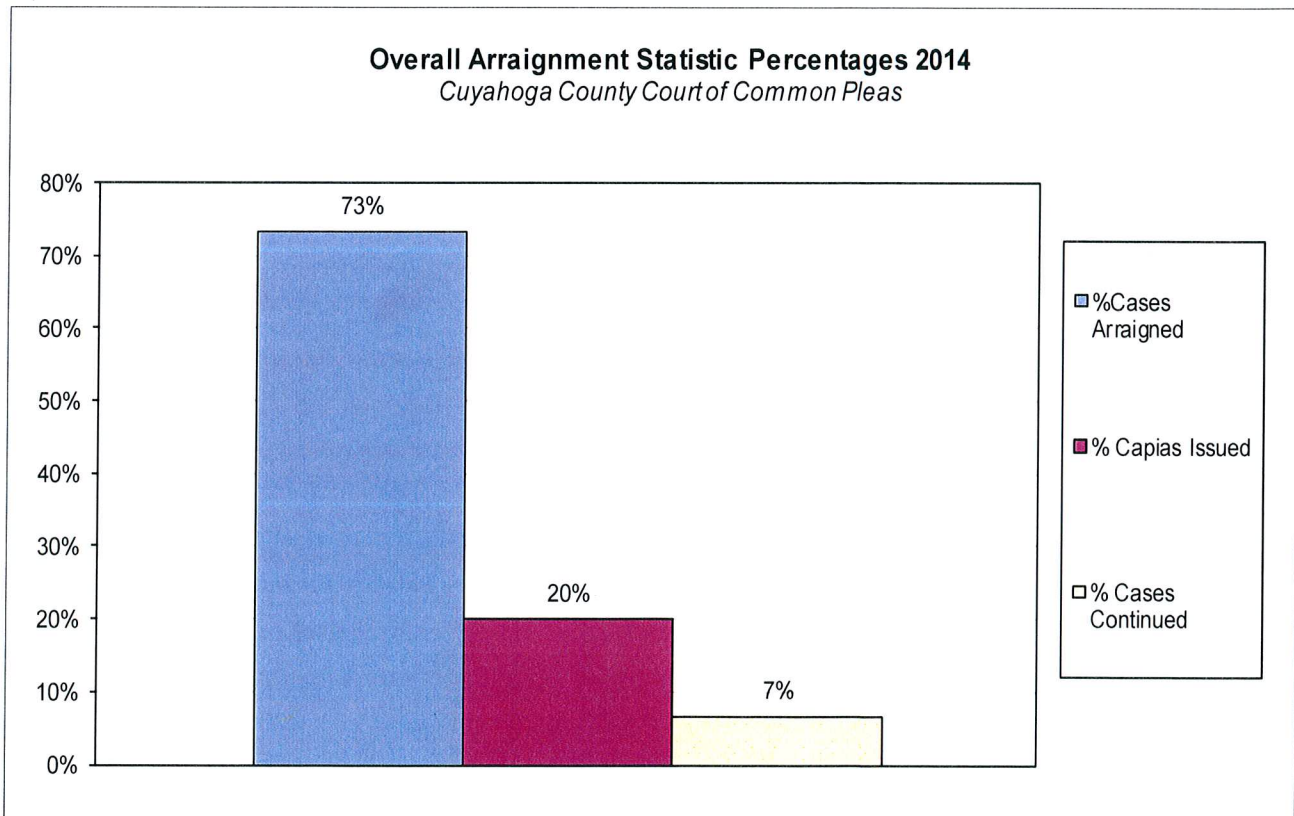
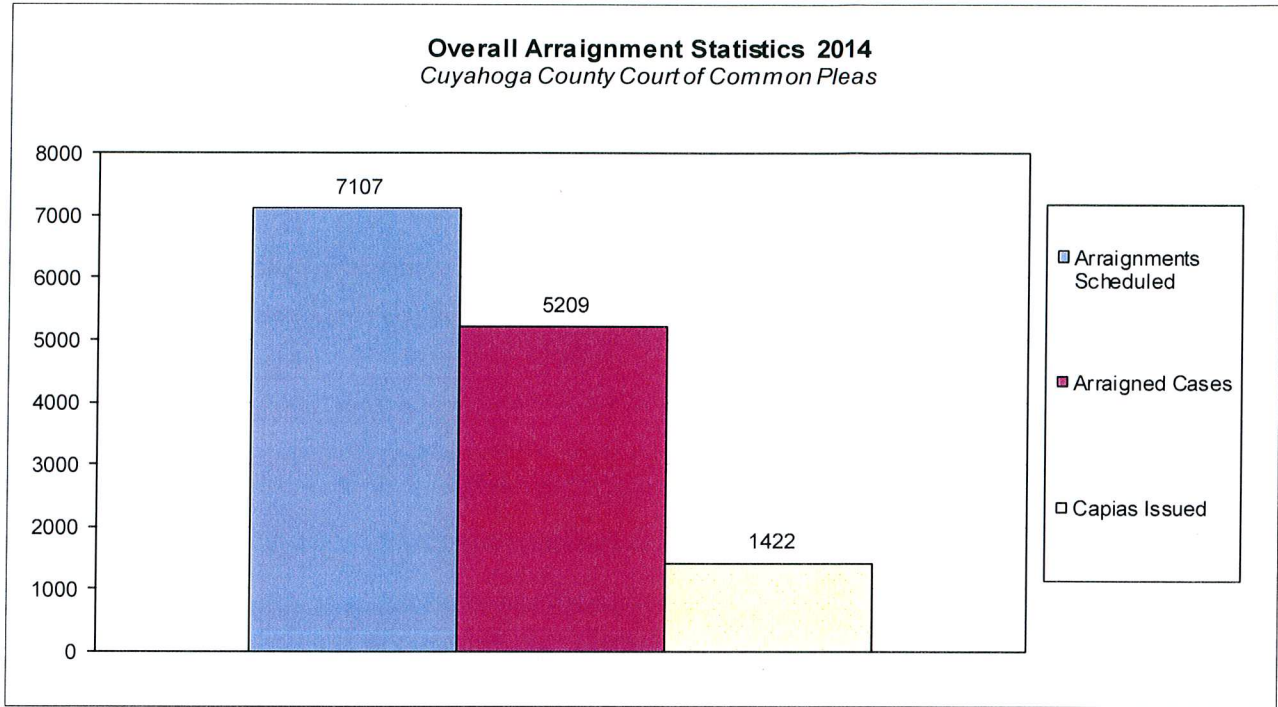
## Bail Case Arraignment Activity

The following charts are reflective of arraignment activity where the defendant was not incarcerated at the time of arraignment. The source for this information was the Criminal Records Department.



## Overall Arraignment Statistics

The arraignment statistics were provided by the Criminal Records Department. They are provided to give a representation of arraignment activity in the Court in 2014. These statistics include jail and non – jail arraignments.



# Judicial Foreclosure Statistics<sup>1</sup>

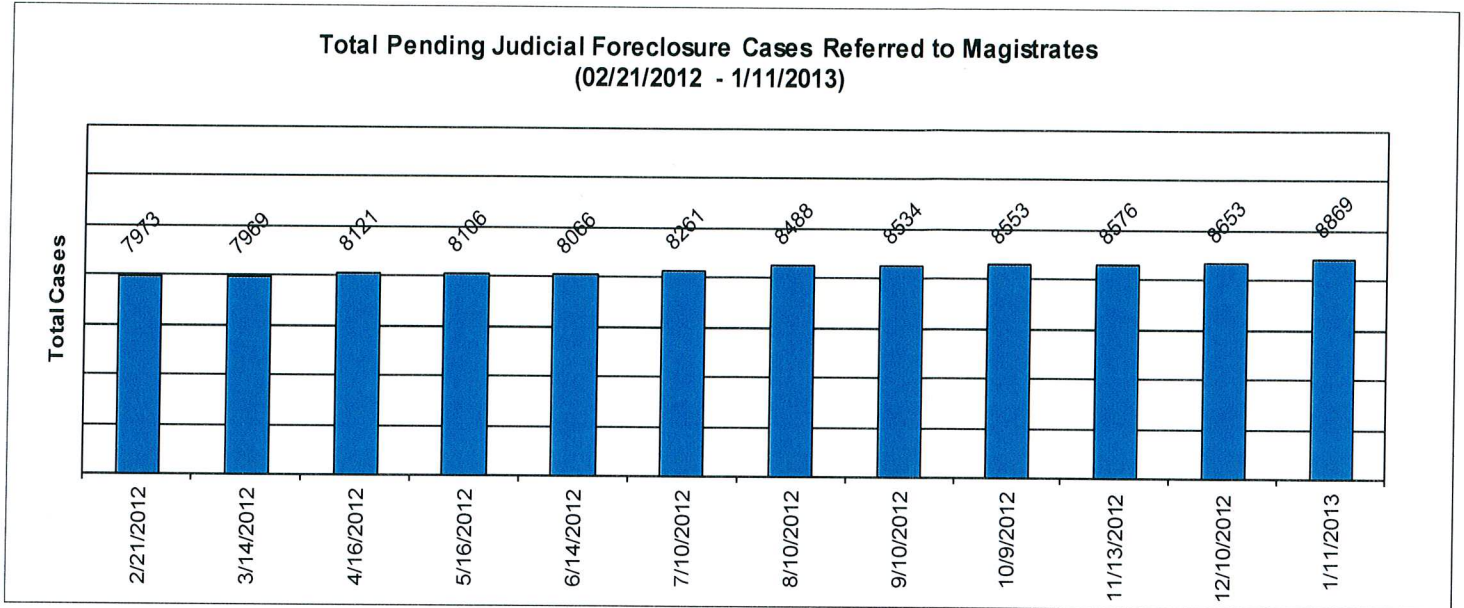
<sup>1</sup> For clarification purposes, Foreclosure cases in this report are identified as Judicial Foreclosure filings (filing codes 1460 (Foreclosure Marsh. Of Lien), 1465(Tax Lien), 1466 (Tax Certificate), 1470 (Quiet Title), and 1480 (Partition)). These cases are different from Board of Revision Foreclosures, which are not reported here.



# CUYAHOGA COUNTY COMMON PLEAS COURT

## **Total Pending Judicial Foreclosure Cases Referred to Magistrates (A)**

The following chart is a display of the total number of pending Judicial Foreclosure cases referred to the Magistrates on specific dates. The table below shows the number of these cases pending from each year since 1990.



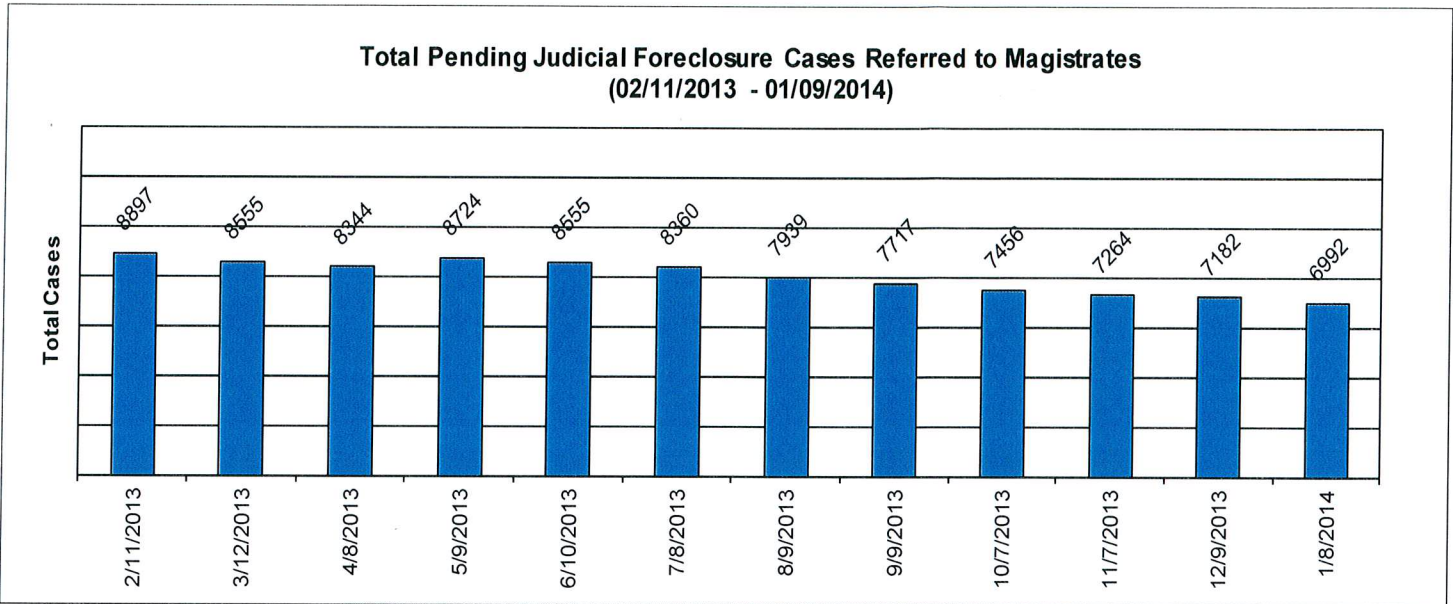
	As of:	2/21/2012	3/14/2012	4/16/2012	5/16/2012	6/14/2012	7/10/2012	8/10/2012	9/10/2012	10/9/2012	11/13/2012	12/10/2012	1/11/2013
<b>Year</b>													
1990		0	0	0	0	0	0	0	0	0	0	0	0
1991		0	0	0	0	0	0	0	0	0	0	0	0
1992		0	0	0	0	0	0	0	0	0	0	0	0
1993		0	0	0	0	0	0	0	0	0	0	0	0
1994		0	0	0	0	0	0	0	0	0	0	0	0
1995		0	0	0	0	0	0	0	0	0	0	0	0
1996		0	0	0	0	0	0	0	0	0	0	0	0
1997		0	0	0	0	0	0	0	0	0	0	0	0
1998		0	0	0	0	0	0	0	0	0	0	0	0
1999		0	0	0	0	0	0	0	0	0	0	0	0
2000		0	0	0	0	0	0	0	0	0	0	0	0
2001		0	0	0	0	0	0	0	0	0	1	1	0
2002		10	10	10	11	10	10	10	10	10	10	10	10
2003		2	2	2	2	2	2	2	2	2	2	2	2
2004		3	3	2	2	2	2	2	1	2	1	1	1
2005		0	0	0	0	1	2	2	2	2	2	2	2
2006		8	8	8	8	8	7	5	5	5	5	5	5
2007		16	17	18	34	32	36	34	31	31	29	29	27
2008		28	30	26	24	23	23	20	18	15	13	14	12
2009		165	155	154	140	129	126	120	122	114	105	101	94
2010		742	661	572	491	445	415	392	343	293	261	240	221
2011		5528	4981	4267	3615	3096	2728	2283	1916	1619	1384	1204	1041
2012		1471	2102	3062	3779	4318	4910	5618	6084	6460	6763	7044	7175
2013													279
<b>Total</b>		<b>7973</b>	<b>7969</b>	<b>8121</b>	<b>8106</b>	<b>8066</b>	<b>8261</b>	<b>8488</b>	<b>8534</b>	<b>8553</b>	<b>8576</b>	<b>8653</b>	<b>8869</b>



# CUYAHOGA COUNTY COMMON PLEAS COURT

## Total Pending Judicial Foreclosure Cases Referred to Magistrates (B)

The following chart is a display of the total number of pending Judicial Foreclosure cases referred to the Magistrates on specific dates. The table below shows the number of these cases pending from each year since 1990.

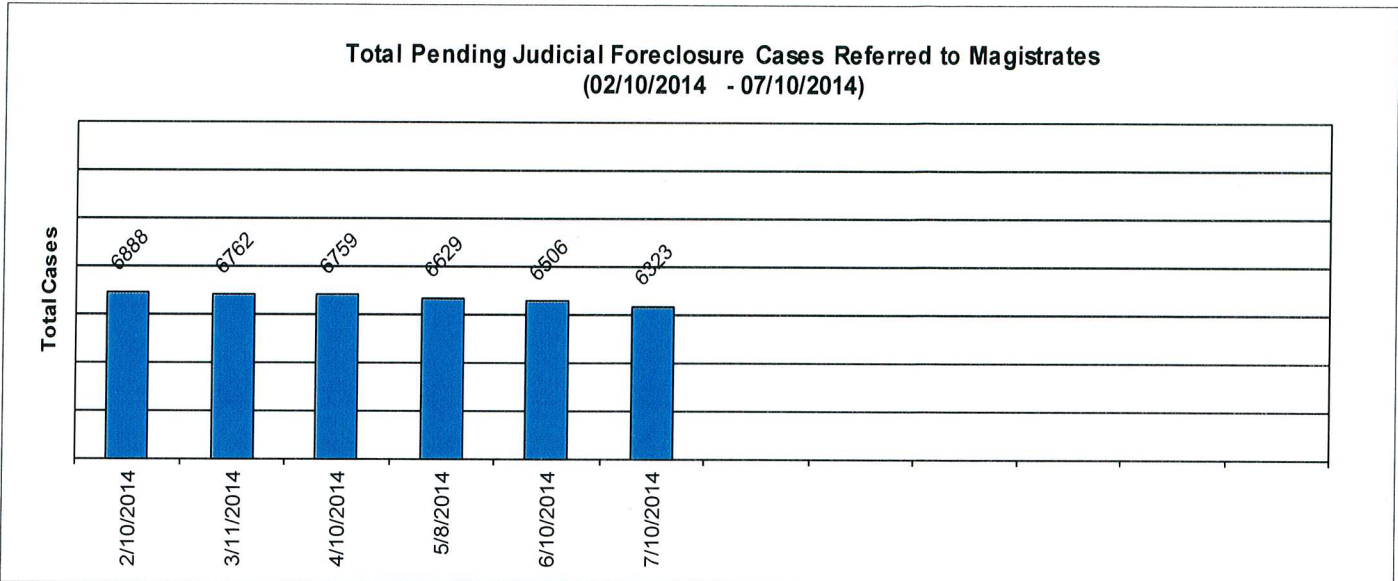


Year	As of:	2/11/2013	3/12/2013	4/8/2013	5/9/2013	6/10/2013	7/8/2013	8/9/2013	9/9/2013	10/7/2013	11/7/2013	12/9/2013	1/8/2014
1990		0	0	0	0	0	0	0	0	0	0	0	0
1991		0	0	0	0	0	0	0	0	0	0	0	0
1992		0	0	0	0	0	0	0	0	0	0	0	0
1993		0	0	0	0	0	0	0	0	0	0	0	0
1994		0	0	0	0	0	0	0	0	0	0	0	0
1995		0	0	0	0	0	0	0	0	0	0	0	0
1996		0	0	0	0	0	0	0	0	0	0	0	0
1997		0	0	0	0	0	0	0	0	0	0	0	0
1998		0	0	0	0	0	0	0	0	0	0	0	0
1999		0	0	0	0	0	0	0	0	0	0	0	0
2000		0	0	0	0	0	0	0	0	0	0	0	0
2001		0	0	0	0	0	0	0	1	0	1	1	1
2002		10	10	10	1	2	2	2	1	0	0	1	1
2003		2	2	2	2	2	2	2	2	3	3	2	2
2004		1	1	1	1	1	1	1	1	1	1	0	0
2005		3	3	2	2	2	2	2	2	1	1	1	1
2006		7	7	6	8	4	4	3	3	3	3	3	3
2007		27	28	29	29	27	8	9	9	8	8	8	8
2008		13	13	12	12	14	11	11	9	11	16	18	17
2009		93	79	75	66	62	58	55	39	29	28	40	29
2010		205	175	146	134	126	116	99	88	80	74	71	62
2011		949	810	713	600	505	456	388	345	303	271	243	220
2012		6684	5850	5226	4467	3807	3362	2824	2494	2128	1783	1526	1311
2013		903	1577	2122	3402	4003	4338	4543	4723	4889	5075	5268	5281
2014													56

# CUYAHOGA COUNTY COMMON PLEAS COURT

## **Total Pending Judicial Foreclosure Cases Referred to Magistrates (C)**

The following chart is a display of the total number of pending Judicial Foreclosure cases referred to the Magistrates on specific dates. The table below shows the number of these cases pending from each year since 1990.



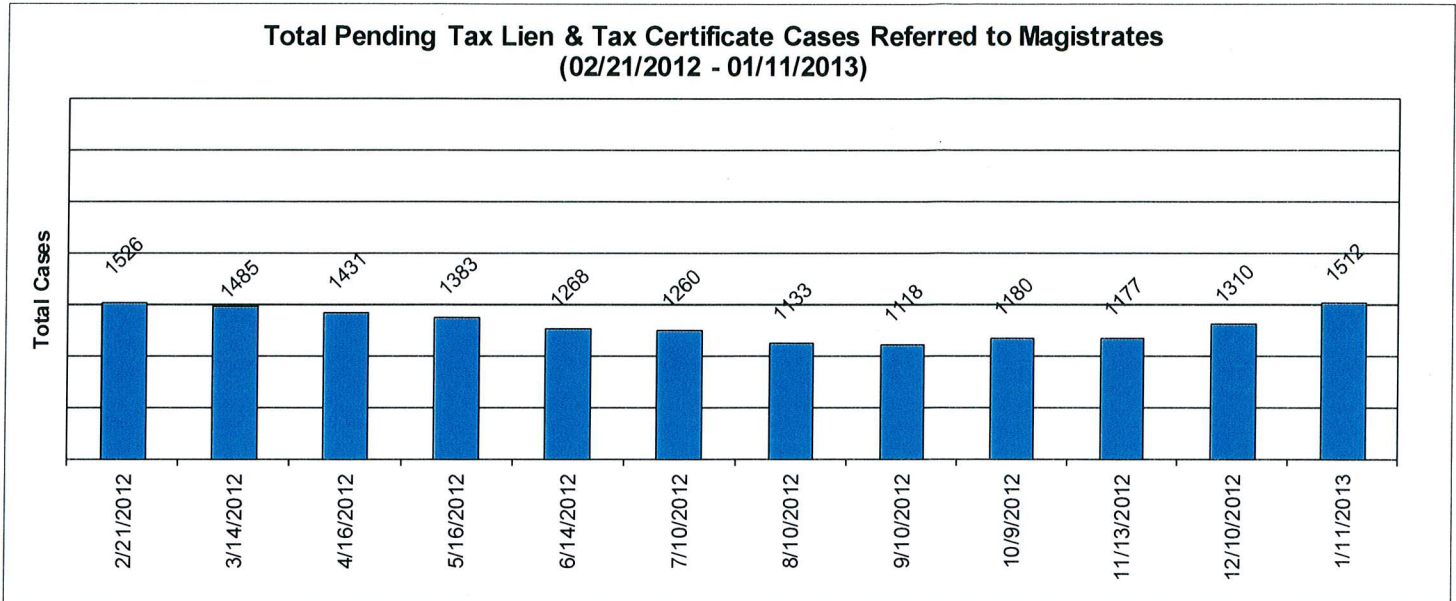
	As of:	2/10/2014	3/11/2014	4/10/2014	5/8/2014	6/10/2014	7/10/2014										
<b>Year</b>																	
1990		0	0	0	0	0	0										
1991		0	0	0	0	0	0										
1992		0	0	0	0	0	0										
1993		0	0	0	0	0	0										
1994		0	0	0	0	0	0										
1995		0	0	0	0	0	0										
1996		0	0	0	0	0	0										
1997		0	0	0	0	0	0										
1998		0	0	0	0	0	0										
1999		0	0	0	0	0	0										
2000		0	0	0	0	0	0										
2001		0	0	0	0	0	0										
2002		1	1	1	1	1	1										
2003		2	2	2	2	2	2										
2004		0	0	0	0	0	0										
2005		1	1	1	1	1	1										
2006		2	1	0	0	0	0										
2007		7	7	7	5	5	5										
2008		16	15	16	15	11	7										
2009		28	25	25	23	23	10										
2010		59	53	52	48	40	28										
2011		205	183	173	160	147	121										
2012		1087	914	744	642	536	478										
2013		4773	4200	3615	3141	2754	2368										
2014		707	1360	2123	2591	2986	3302										
<b>Total</b>		<b>6888</b>	<b>6762</b>	<b>6759</b>	<b>6629</b>	<b>6506</b>	<b>6323</b>										



# CUYAHOGA COUNTY COMMON PLEAS COURT

## Total Pending Tax Lien & Certificate Cases Referred to Magistrates (A)

The following chart is a display of the number of pending tax Judicial Foreclosure cases referred to the Magistrates on specific dates. The table below shows the number of pending tax Judicial Foreclosure cases in each year since 1990.




	As of:	2/21/2012	3/14/2012	4/16/2012	5/16/2012	6/14/2012	7/10/2012	8/10/2012	9/10/2012	10/9/2012	11/13/2012	12/10/2012	1/11/2013
<b>Year</b>													
1990		0	0	0	0	0	0	0	0	0	0	0	0
1991		0	0	0	0	0	0	0	0	0	0	0	0
1992		0	0	0	0	0	0	0	0	0	0	0	0
1993		0	0	0	0	0	0	0	0	0	0	0	0
1994		0	0	0	0	0	0	0	0	0	0	0	0
1995		0	0	0	0	0	0	0	0	0	0	0	0
1996		0	0	0	0	0	0	0	0	0	0	0	0
1997		0	0	0	0	0	0	0	0	0	0	0	0
1998		0	0	0	0	0	0	0	0	0	0	0	0
1999		0	0	0	0	0	0	0	0	0	0	0	0
2000		0	0	0	0	0	0	0	0	0	0	0	0
2001		0	0	0	0	0	0	0	0	0	0	0	0
2002		0	0	0	1	0	0	0	0	0	0	0	0
2003		0	0	0	0	0	0	0	0	0	0	0	0
2004		0	1	1	2	2	2	2	1	2	1	1	1
2005		1	0	0	0	0	0	0	0	0	0	0	0
2006		1	1	1	1	2	1	0	0	0	0	0	0
2007		5	5	5	4	4	5	5	4	3	3	3	3
2008		5	5	8	5	5	5	4	4	3	2	2	2
2009		80	79	78	77	69	67	63	55	53	48	46	36
2010		157	141	138	127	113	111	103	93	87	75	75	73
2011		957	888	785	693	576	529	444	401	367	338	318	280
2012		320	365	415	473	497	540	512	560	665	710	865	997
2013													120
<b>Total</b>		<b>1526</b>	<b>1485</b>	<b>1431</b>	<b>1383</b>	<b>1268</b>	<b>1260</b>	<b>1133</b>	<b>1118</b>	<b>1180</b>	<b>1177</b>	<b>1310</b>	<b>1512</b>



# CUYAHOGA COUNTY COMMON PLEAS COURT

## **Total Pending Tax Lien & Certificate Cases Referred to Magistrates (B)**

The following chart is a display of the number of pending tax Judicial Foreclosure cases referred to the Magistrates on specific dates. The table below shows the number of pending tax Judicial Foreclosure cases in each year since 1990.




	As of:											
	2/11/2013	3/12/2013	4/8/2013	5/9/2013	6/10/2013	7/8/2013	8/9/2013	9/9/2013	10/7/2013	11/7/2013	12/9/2013	
<b>Year</b>	0	0	0	0	0	0	0	0	0	0	0	
1990	0	0	0	0	0	0	0	0	0	0	0	
1991	0	0	0	0	0	0	0	0	0	0	0	
1992	0	0	0	0	0	0	0	0	0	0	0	
1993	0	0	0	0	0	0	0	0	0	0	0	
1994	0	0	0	0	0	0	0	0	0	0	0	
1995	0	0	0	0	0	0	0	0	0	0	0	
1996	0	0	0	0	0	0	0	0	0	0	0	
1997	0	0	0	0	0	0	0	0	0	0	0	
1998	0	0	0	0	0	0	0	0	0	0	0	
1999	0	0	0	0	0	0	0	0	0	0	0	
2000	0	0	0	0	0	0	0	0	0	0	0	
2001	0	0	0	0	0	0	0	0	0	1	1	
2002	0	0	0	0	0	0	0	1	0	0	0	
2003	0	0	0	0	0	0	0	0	1	1	0	
2004	1	1	1	1	1	1	1	1	1	1	0	
2005	1	1	0	0	0	0	0	0	0	0	0	
2006	0	0	1	3	1	1	1	6	1	1	1	
2007	4	4	4	4	4	4	5	5	5	4	4	
2008	3	2	1	1	1	1	1	2	4	6	6	
2009	36	28	25	23	22	17	17	20	15	9	15	
2010	69	58	46	41	40	36	32	34	33	10	34	
2011	272	243	213	187	163	145	132	126	117	117	112	
2012	1109	1029	982	924	869	795	709	682	608	532	468	
2013	114	161	192	895	1062	1063	1052	1106	1158	1250	1334	
<b>Total</b>	<b>1609</b>	<b>1527</b>	<b>1273</b>	<b>2079</b>	<b>2163</b>	<b>2063</b>	<b>1950</b>	<b>1983</b>	<b>1943</b>	<b>1932</b>	<b>1975</b>	

# CUYAHOGA COUNTY COMMON PLEAS COURT

## **Total Pending Tax Lien & Certificate Cases Referred to Magistrates (C)**

The following chart is a display of the number of pending tax Judicial Foreclosure cases referred to the Magistrates on specific dates. The table below shows the number of pending tax Judicial Foreclosure cases in each year since 1990.



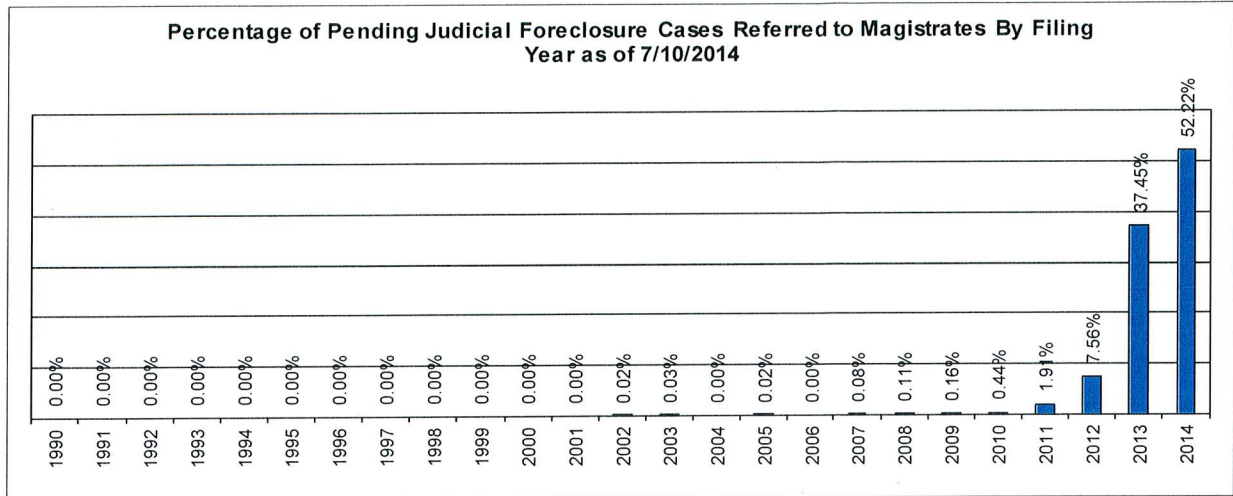
	As of:	2/10/2014	3/11/2014	4/10/2014	5/8/2014	6/10/2014	7/10/2014								
Year															
1990		0	0	0	0	0	0								
1991		0	0	0	0	0	0								
1992		0	0	0	0	0	0								
1993		0	0	0	0	0	0								
1994		0	0	0	0	0	0								
1995		0	0	0	0	0	0								
1996		0	0	0	0	0	0								
1997		0	0	0	0	0	0								
1998		0	0	0	0	0	0								
1999		0	0	0	0	0	0								
2000		0	0	0	0	0	0								
2001		0	0	0	0	0	0								
2002		0	0	0	1	1	1								
2003		0	0	0	0	0	0								
2004		0	0	0	0	0	0								
2005		0	0	0	0	0	0								
2006		1	0	0	0	0	0								
2007		2	2	2	2	2	2								
2008		6	5	6	5	4	0								
2009		15	15	15	16	16	3								
2010		27	24	22	20	17	10								
2011		96	93	90	85	83	66								
2012		317	277	220	192	146	138								
2013		1291	1174	1085	994	934	844								
2014		112	305	570	683	763	799								
<b>Total</b>		<b>1867</b>	<b>1895</b>	<b>2010</b>	<b>1998</b>	<b>1966</b>	<b>1863</b>								



# CUYAHOGA COUNTY COMMON PLEAS COURT

## **Percentage of Pending Judicial Foreclosure Cases By Filing Year**

The following chart is a representation of the total number of pending Judicial Foreclosure cases by filing year expressed as a percentage on a specific date. The table below is the supporting data for this chart.

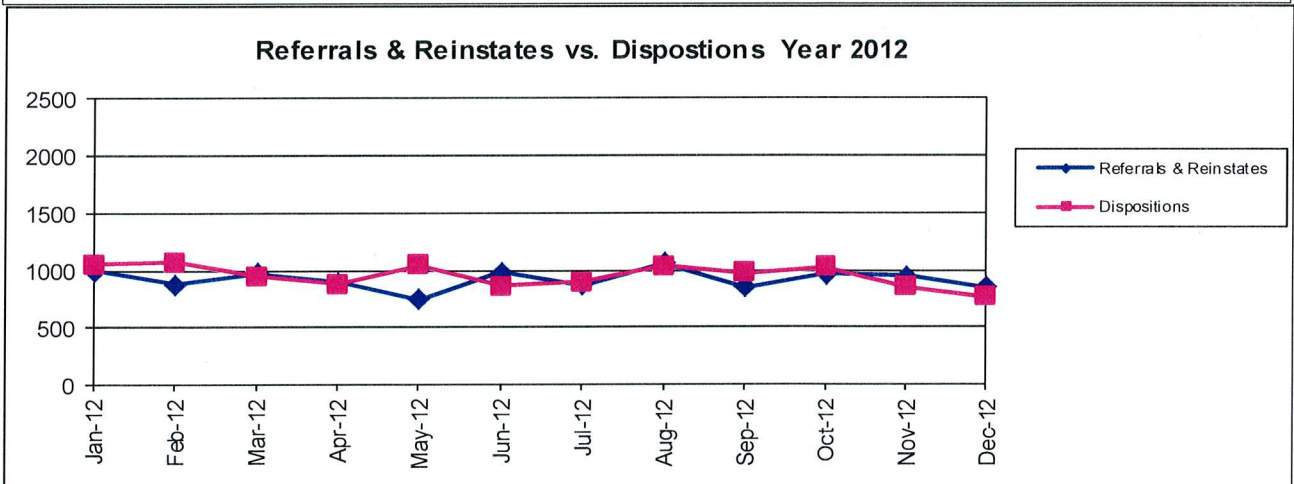
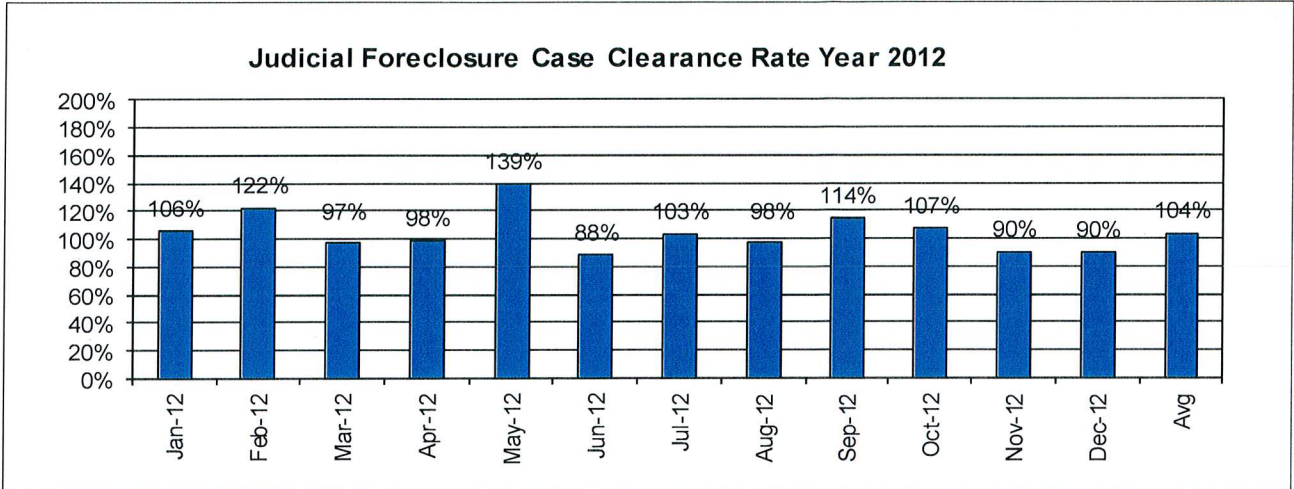


Year	As of:	
	7/10/2014	% of Total
1990	0	0.00%
1991	0	0.00%
1992	0	0.00%
1993	0	0.00%
1994	0	0.00%
1995	0	0.00%
1996	0	0.00%
1997	0	0.00%
1998	0	0.00%
1999	0	0.00%
2000	0	0.00%
2001	0	0.00%
2002	1	0.02%
2003	2	0.03%
2004	0	0.00%
2005	1	0.02%
2006	0	0.00%
2007	5	0.08%
2008	7	0.11%
2009	10	0.16%
2010	28	0.44%
2011	121	1.91%
2012	478	7.56%
2013	2368	37.45%
2014	3302	52.22%

# CUYAHOGA COUNTY COMMON PLEAS COURT

## Judicial Foreclosure Clearance Rate Year 2012

The Clearance Rate is the number of outgoing cases as a percentage of the number of incoming cases. Clearance rate measures whether the court is keeping up with its incoming caseload. If cases are not disposed in a timely manner, a backlog of cases awaiting disposition will grow. A Clearance Rate of 100% indicates that at least as many cases as have been filed, reopened, or reactivated in a period have been disposed.



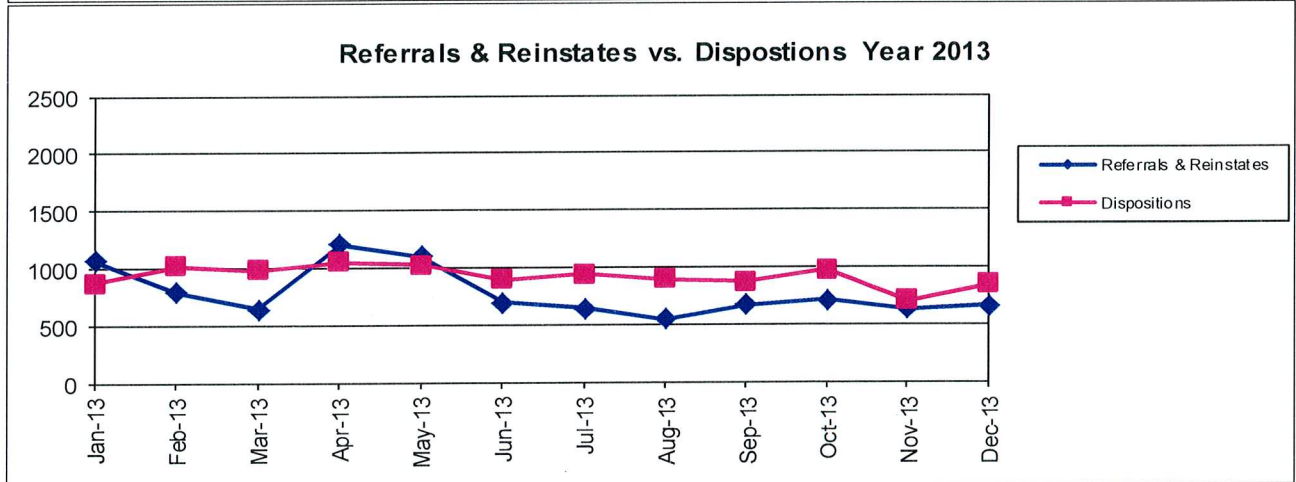
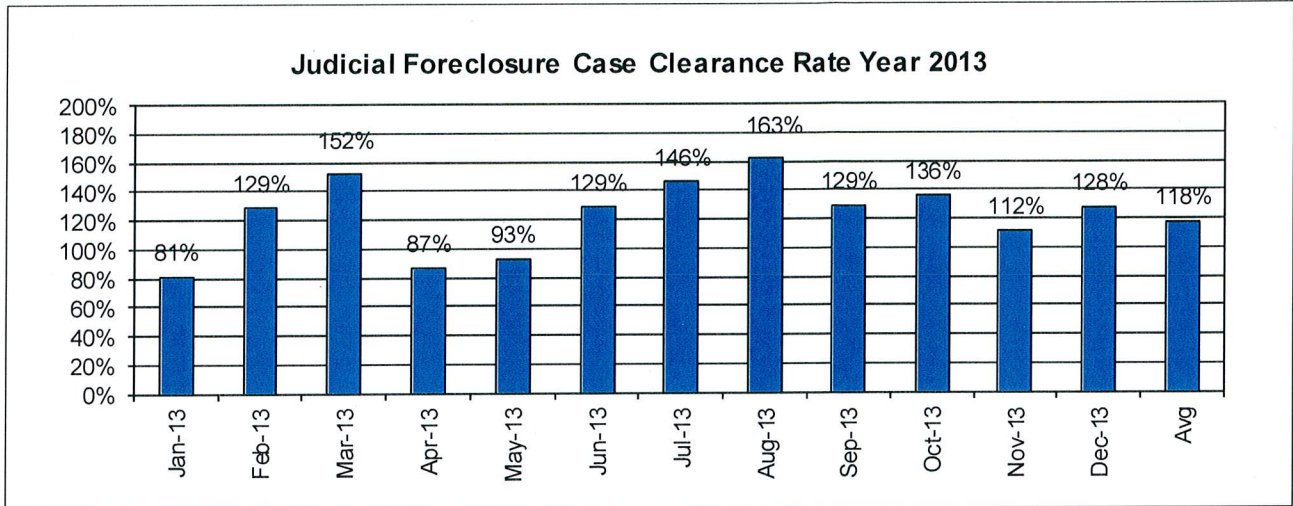
	Referrals & Reinstates	Dispositions	Clearance Rate
Jan-12	995	1051	106%
Feb-12	874	1068	122%
Mar-12	974	944	97%
Apr-12	894	880	98%
May-12	750	1044	139%
Jun-12	982	863	88%
Jul-12	869	896	103%
Aug-12	1058	1034	98%
Sep-12	851	972	114%
Oct-12	961	1028	107%
Nov-12	948	854	90%
Dec-12	854	766	90%
Avg	918	950	104%
Total	11010	11400	



# CUYAHOGA COUNTY COMMON PLEAS COURT

## Judicial Foreclosure Clearance Rate Year 2013

The Clearance Rate is the number of outgoing cases as a percentage of the number of incoming cases. Clearance rate measures whether the court is keeping up with its incoming caseload. If cases are not disposed in a timely manner, a backlog of cases awaiting disposition will grow. A Clearance Rate of 100% indicates that at least as many cases as have been filed, reopened, or reactivated in a period have been disposed.



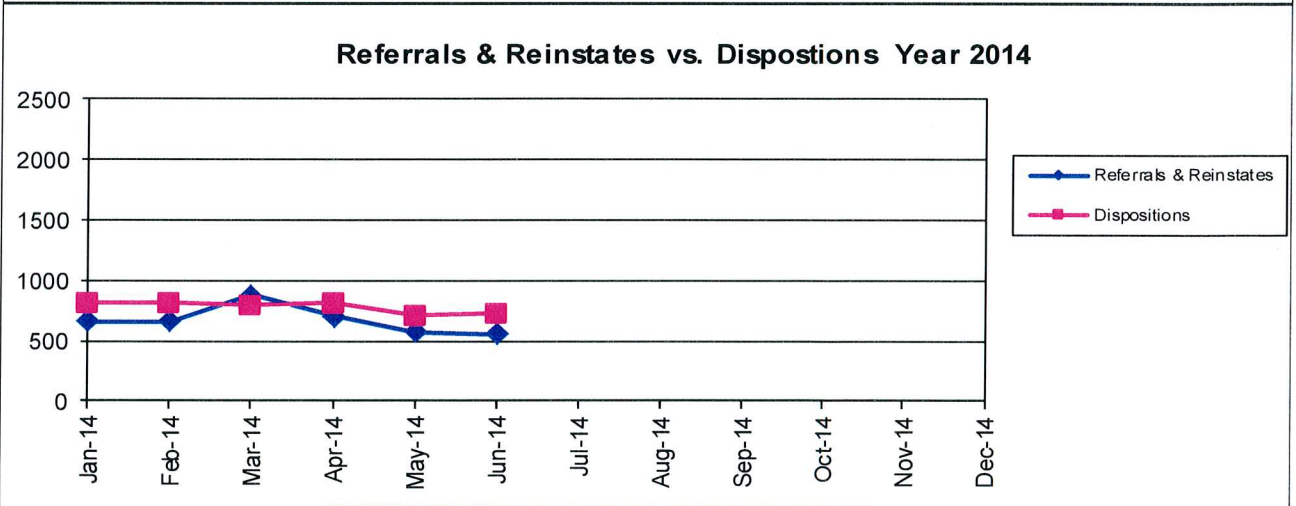
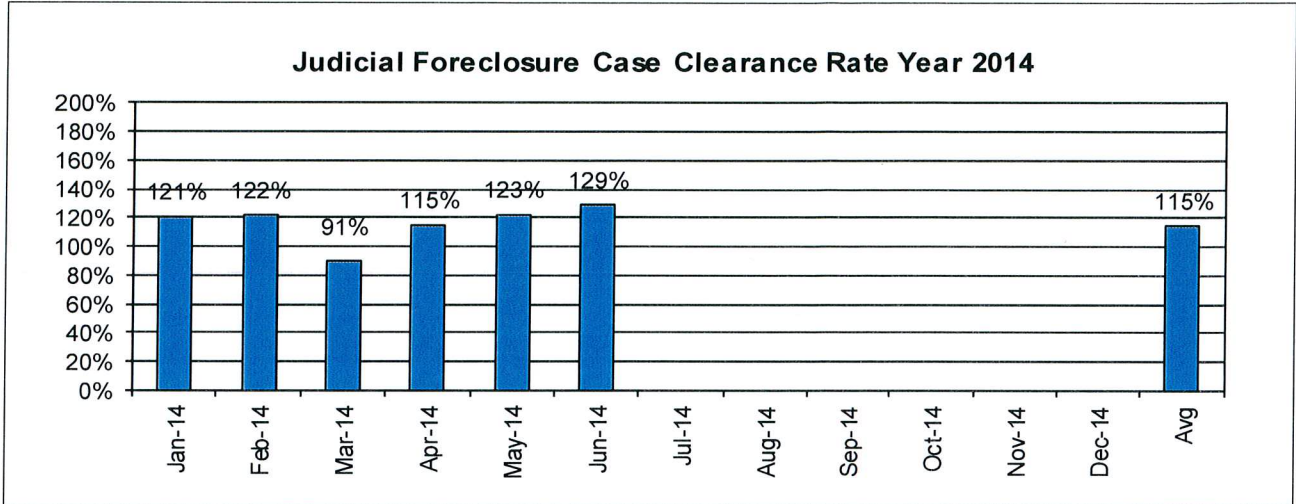
	Referrals & Reinstates	Dispositions	Clearance Rate
Jan-13	1069	870	81%
Feb-13	788	1013	129%
Mar-13	643	980	152%
Apr-13	1211	1052	87%
May-13	1102	1025	93%
Jun-13	696	895	129%
Jul-13	644	940	146%
Aug-13	550	896	163%
Sep-13	670	866	129%
Oct-13	713	969	136%
Nov-13	632	705	112%
Dec-13	658	841	128%
Avg	781	921	118%
Total	9376	11052	



# CUYAHOGA COUNTY COMMON PLEAS COURT

## Judicial Foreclosure Clearance Rate Year 2014

The Clearance Rate is the number of outgoing cases as a percentage of the number of incoming cases. Clearance rate measures whether the court is keeping up with its incoming caseload. If cases are not disposed in a timely manner, a backlog of cases awaiting disposition will grow. A Clearance Rate of 100% indicates that at least as many cases as have been filed, reopened, or reactivated in a period have been disposed.

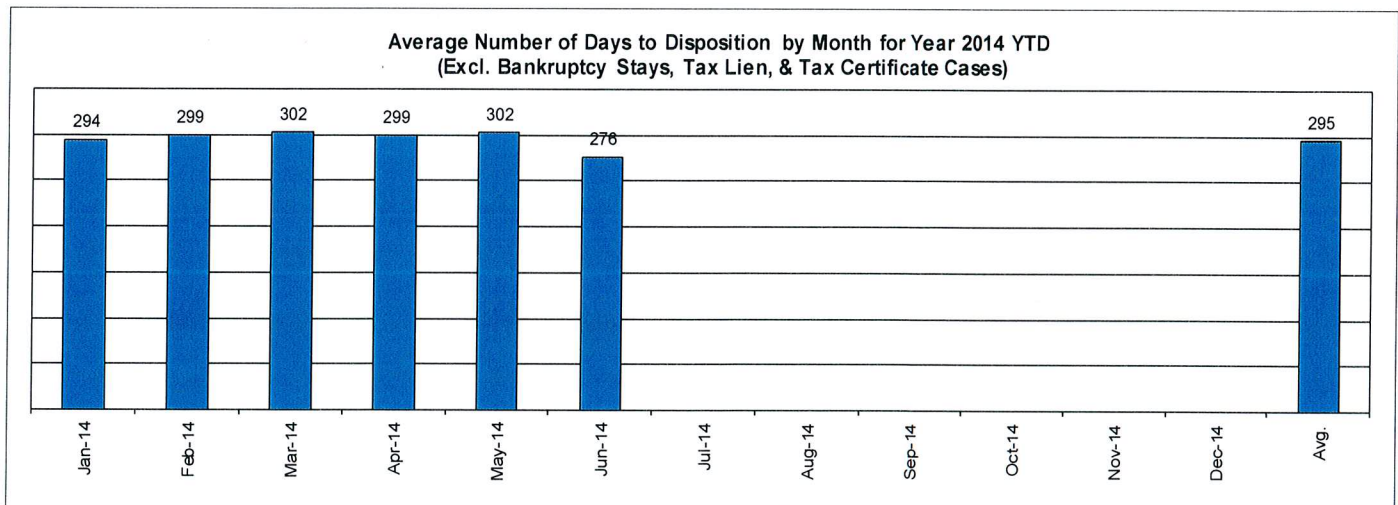
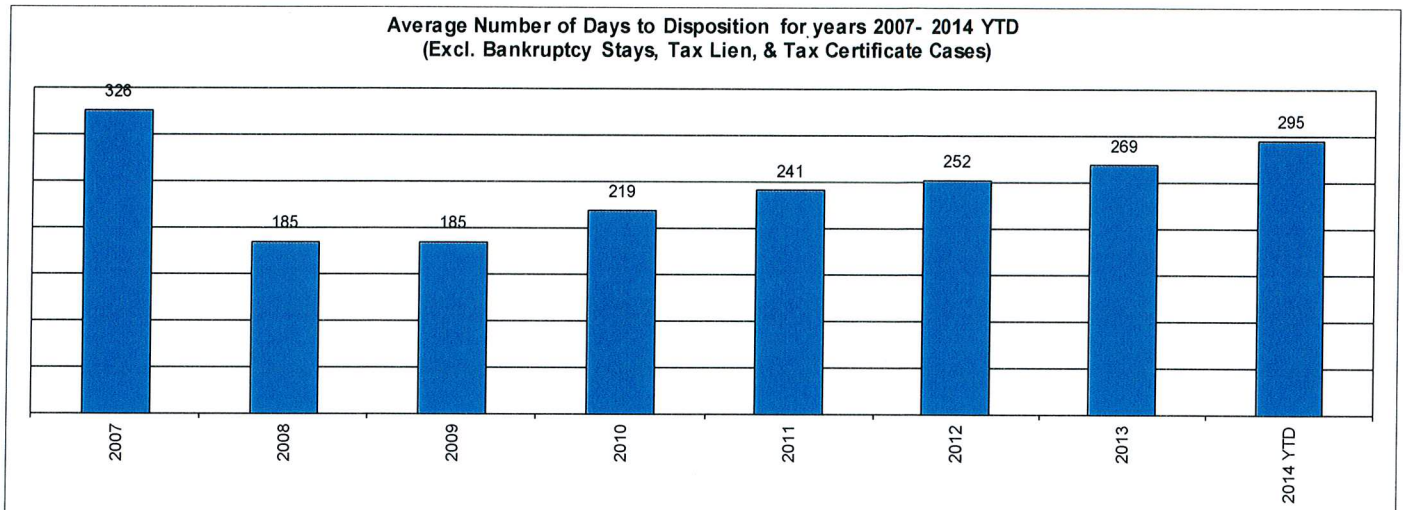


	Referrals & Reinstates	Dispositions	Clearance Rate
Jan-14	667	808	121%
Feb-14	663	809	122%
Mar-14	879	796	91%
Apr-14	703	810	115%
May-14	575	705	123%
Jun-14	558	721	129%
Jul-14			
Aug-14			
Sep-14			
Oct-14			
Nov-14			
Dec-14			
Avg	674	775	115%
Total	4045	4649	

# CUYAHOGA COUNTY COMMON PLEAS COURT

## **Avg. Number of Days to Disp. (Excl. Bank. Stays & Tax Lien & Tax Cert.)**

The average number of days to disposition is the number of days from filing to a final disposition entry being filed with the Clerk of Court. The data sample is based on all judicial foreclosure cases terminated by decree or dismissal (cases terminated by bankruptcy are not included) in a month. Each case is examined to determine the number of days between filing and termination with the periods that a case may have been in bankruptcy subtracted. Adding the total days of all of the cases minus bankruptcy periods and dividing by the total number of cases calculates the average. In the following chart, tax judicial foreclosure cases are excluded.

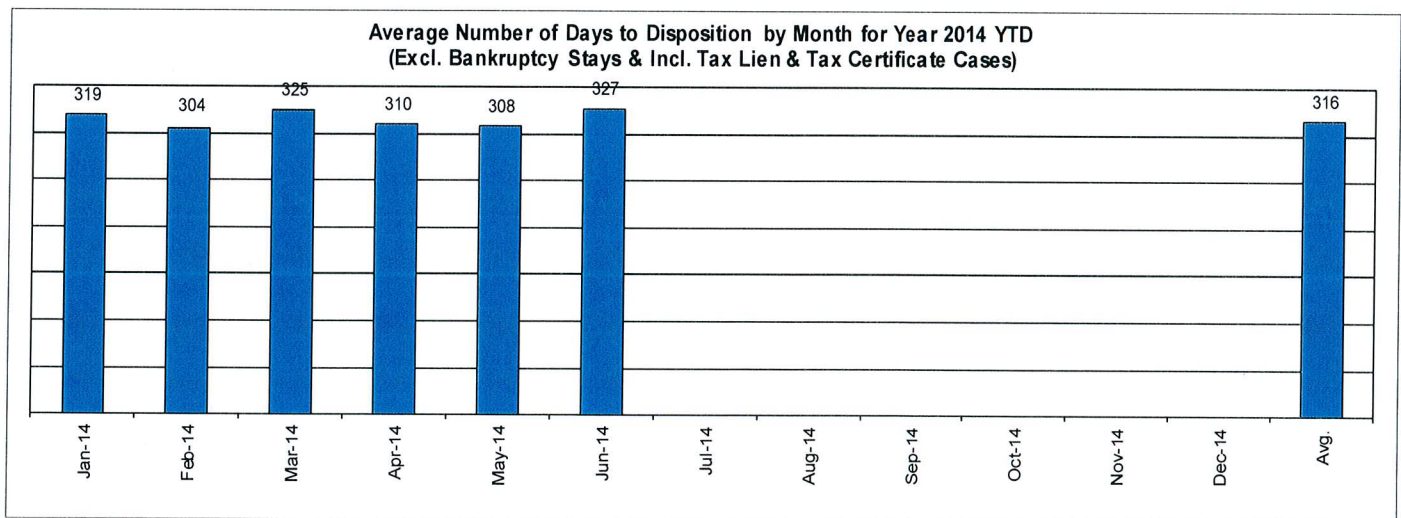
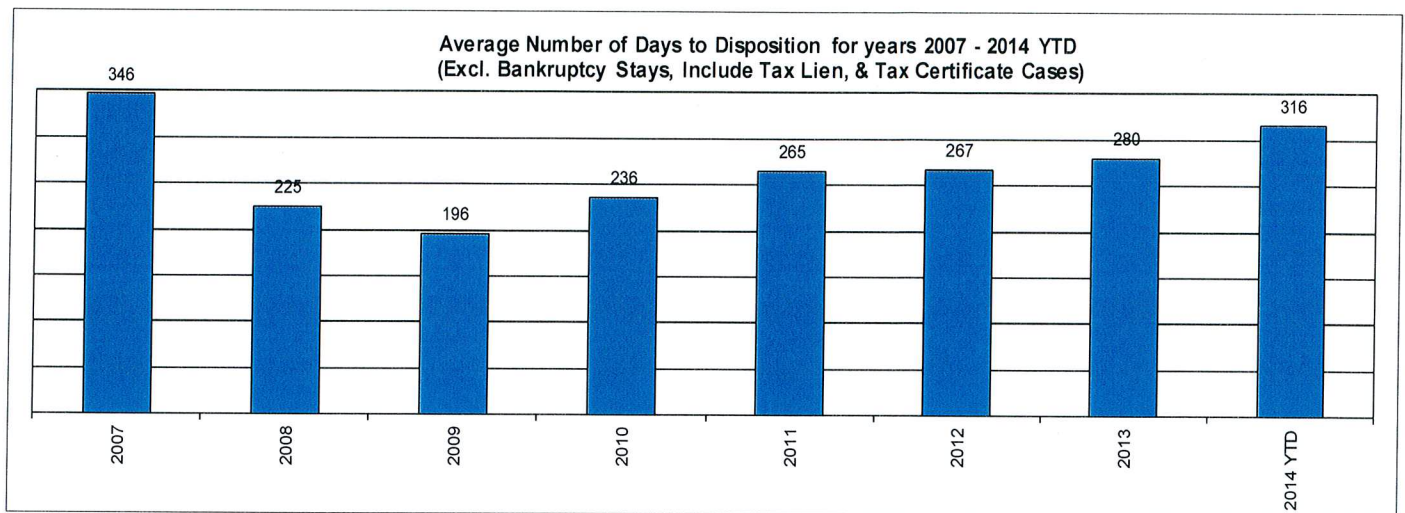




# CUYAHOGA COUNTY COMMON PLEAS COURT

## Avg. Number of Days to Disp. (Excl. Bank. Stays & Incl. Tax Lien & Tax Cert.)

The average number of days to disposition is the number of days from filing to a final disposition entry being filed with the Clerk of Court. The data sample is based on all Judicial Foreclosure cases terminated by decree or dismissal (cases terminated by bankruptcy are not included) in a month. Each case is examined to determine the number of days between filing and termination with the periods that a case may have been in bankruptcy subtracted. Adding the total days of all of the cases minus bankruptcy periods and dividing by the total number of cases calculates the average. In the following chart, all types of Judicial Foreclosure cases are included.

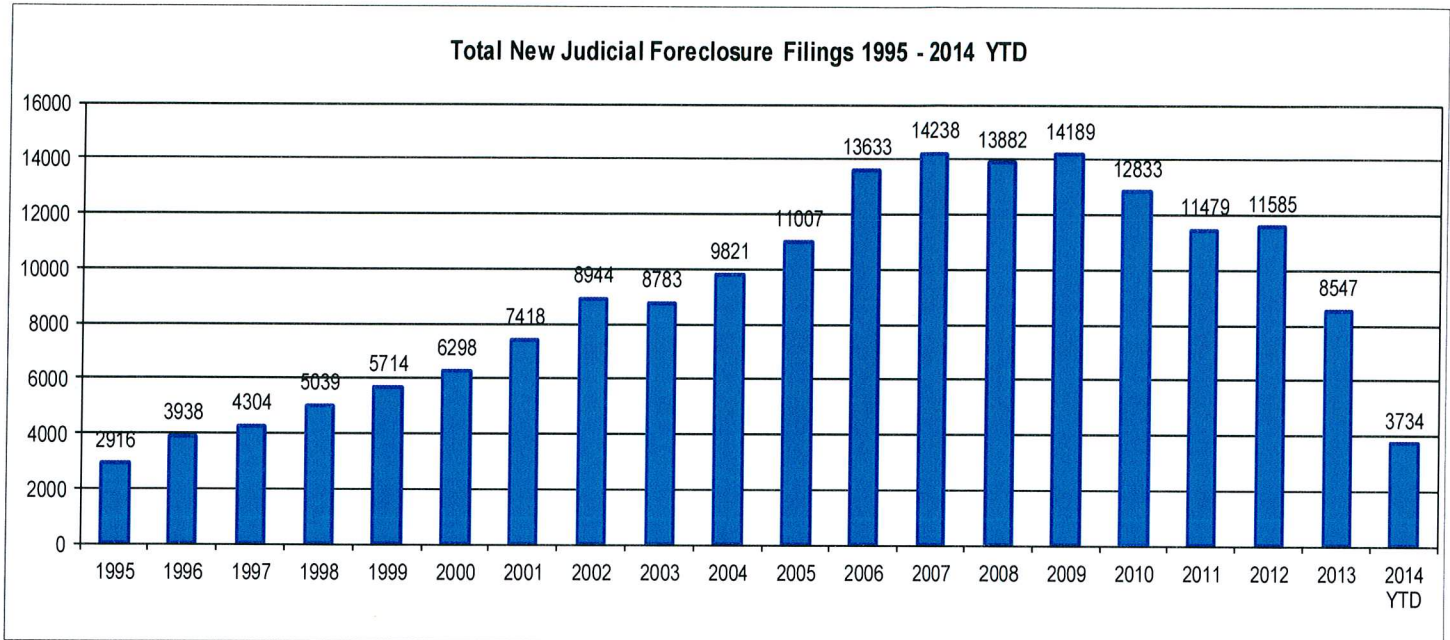




## Total New Judicial Foreclosure Filings

The following charts are provided as a historical view of new judicial foreclosure filings.

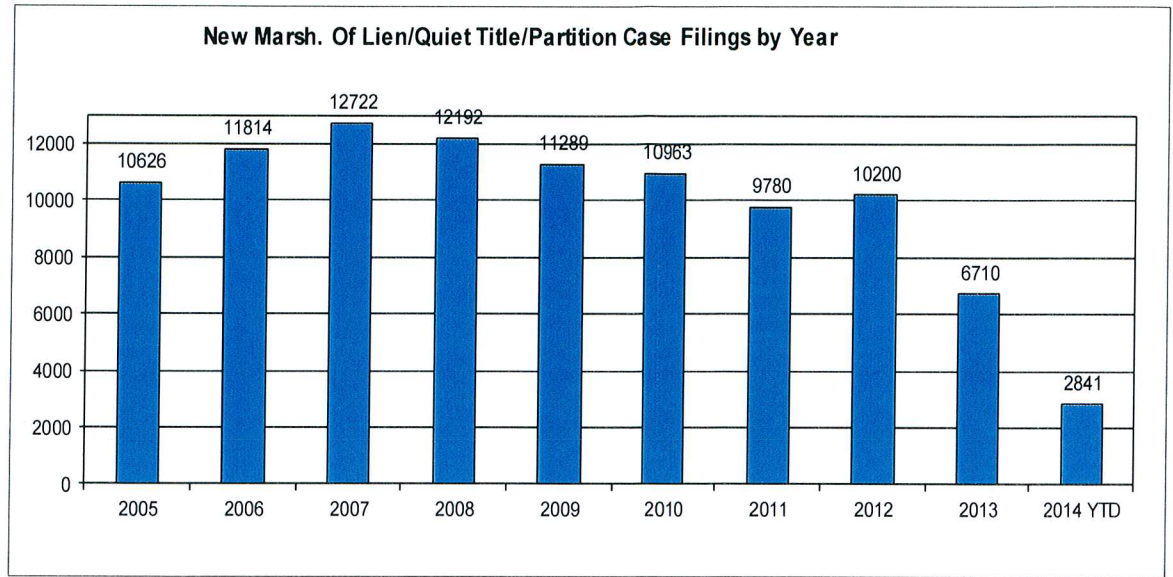
1. Total New Judicial Foreclosure Filings from 1995 – 2014 by year
2. Total New Marsh of Lien/Quiet Title/Partition Filings from 2011 – 2014 by month
3. Total New Tax Lien & Tax Certificate Filings for 2011 – 2014 by month
4. Total New Judicial Foreclosure Filings from 2011 – 2014 by month



# CUYAHOGA COUNTY COMMON PLEAS COURT

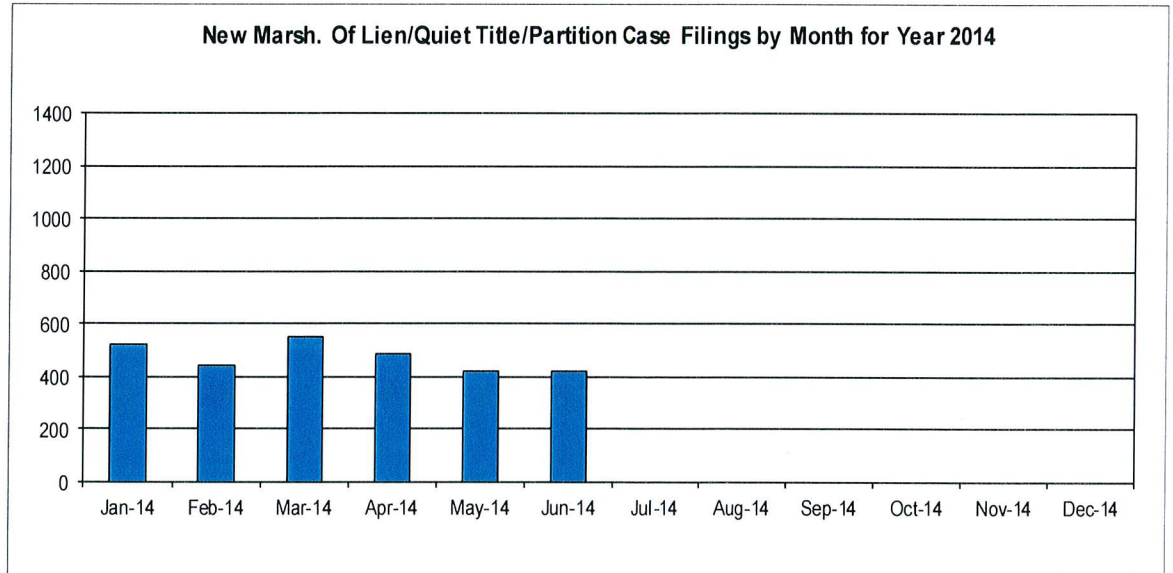
## ***New Marsh of Lien/Quiet Title/Partition Case Filings for Years 2005 – 2014 YTD***

Year	# Filings
2005	10626
2006	11814
2007	12722
2008	12192
2009	11289
2010	10963
2011	9780
2012	10200
2013	6710
2014 YTD	2841



## ***New Marsh of Lien/Quiet Title/Partition Case Filings by month for 2014 YTD***

Month	# Filings
Jan-14	523
Feb-14	443
Mar-14	549
Apr-14	487
May-14	418
Jun-14	421
Jul-14	
Aug-14	
Sep-14	
Oct-14	
Nov-14	
Dec-14	
Avg	474
Total	2841

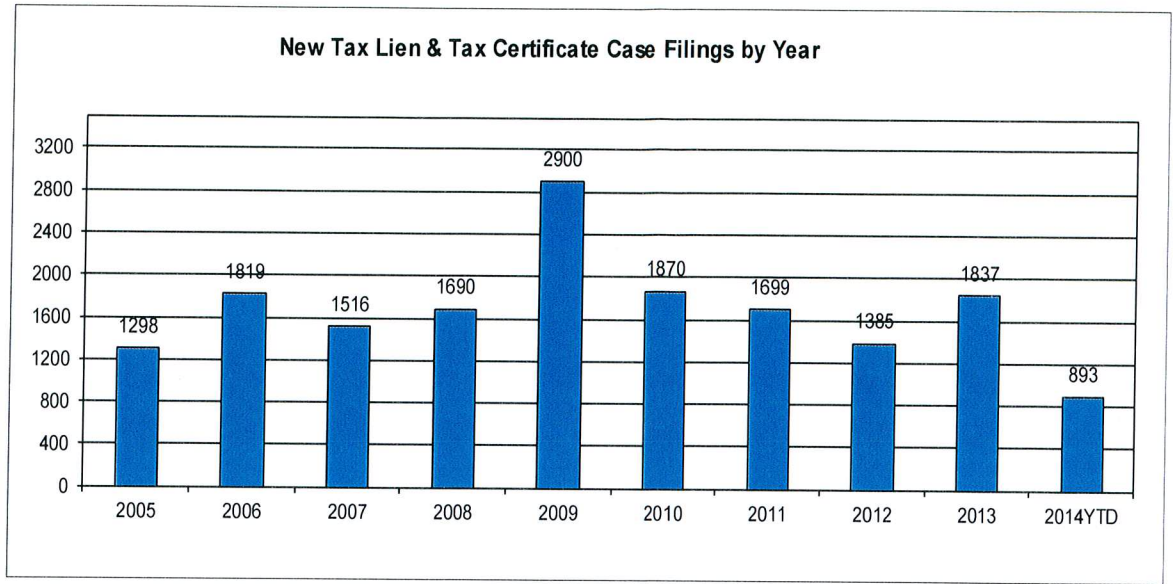




# CUYAHOGA COUNTY COMMON PLEAS COURT

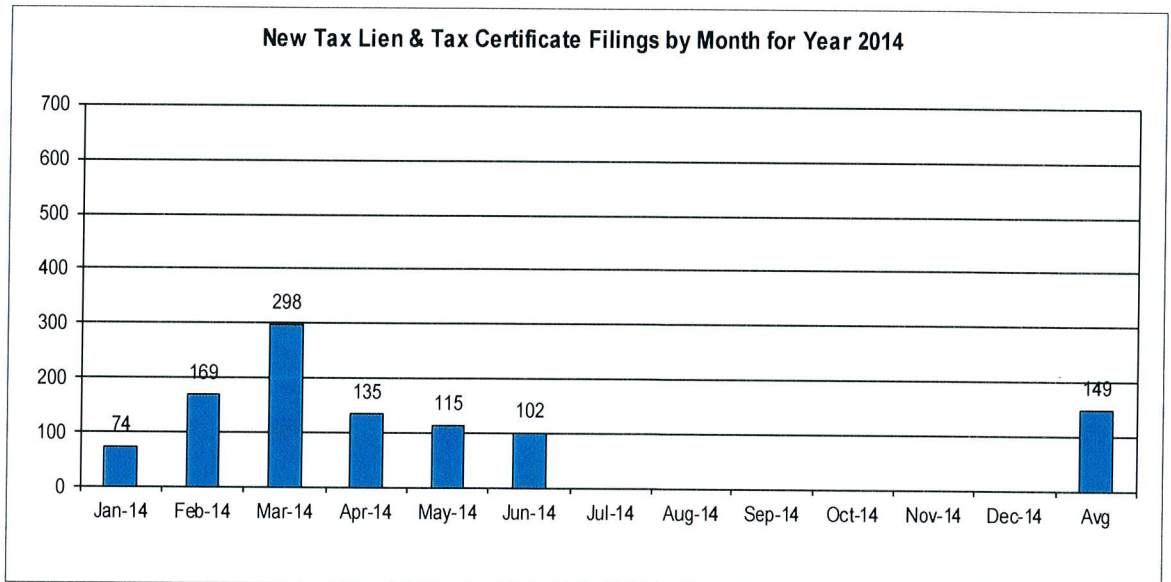
## New Tax Lien & Certificate Filings for Years 2005 – 2014 YTD

Year	# Filings
2005	1298
2006	1819
2007	1516
2008	1690
2009	2900
2010	1870
2011	1699
2012	1385
2013	1837
2014YTD	893



## New Tax Lien & Certificate Filings by Month for Year 2014 YTD

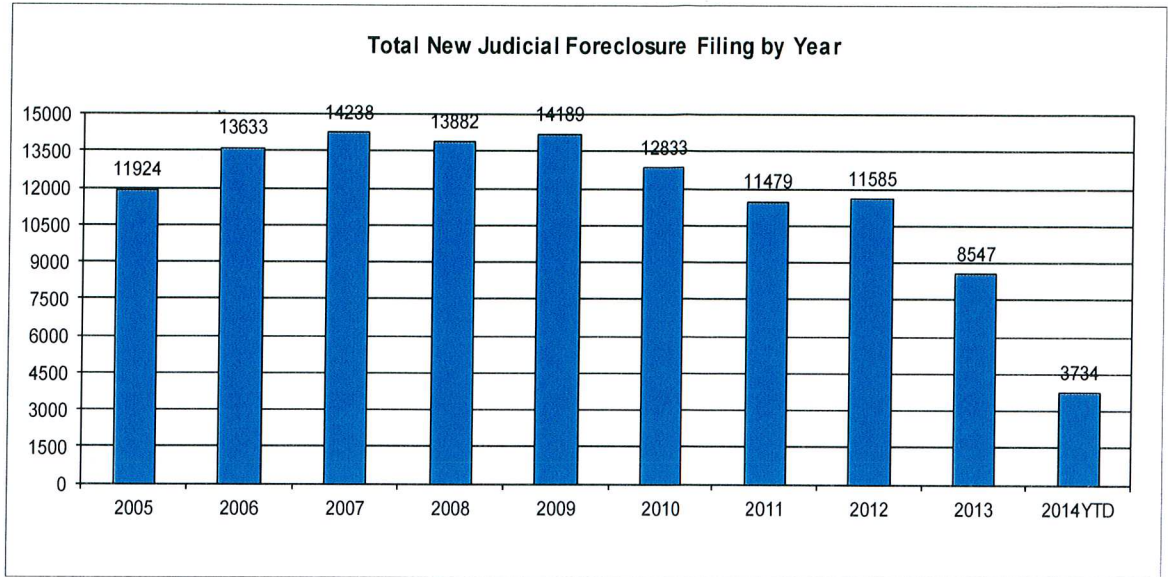
Month	# Filings
Jan-14	74
Feb-14	169
Mar-14	298
Apr-14	135
May-14	115
Jun-14	102
Jul-14	
Aug-14	
Sep-14	
Oct-14	
Nov-14	
Dec-14	
Avg	149
Total	893



# CUYAHOGA COUNTY COMMON PLEAS COURT

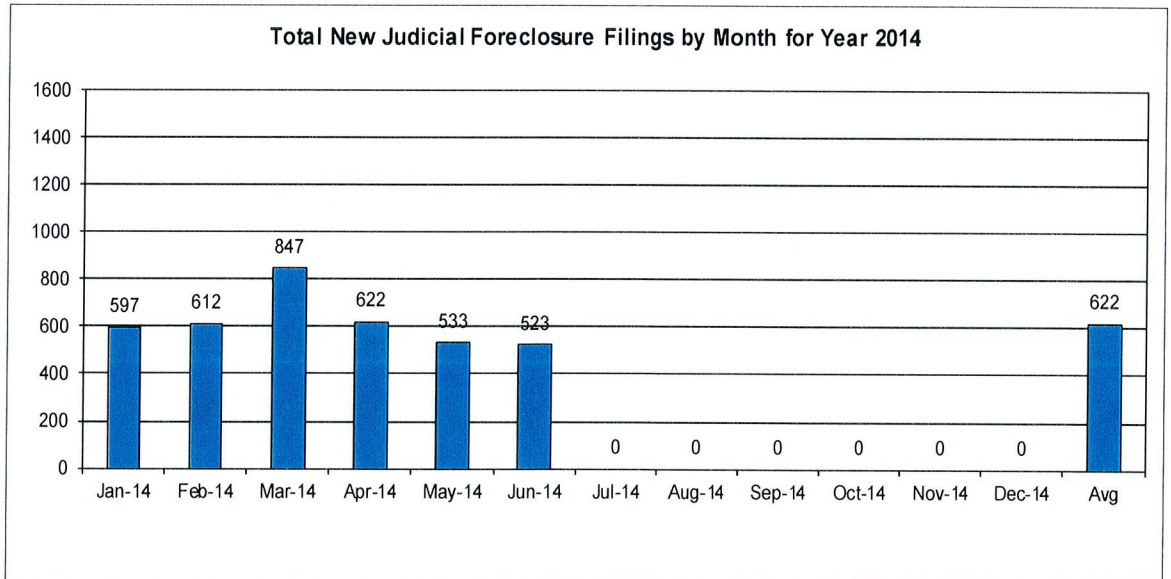
## **Total New Judicial Foreclosure Filings Years 2005 – 2014 YTD**

Year	# Filings
2005	11924
2006	13633
2007	14238
2008	13882
2009	14189
2010	12833
2011	11479
2012	11585
2013	8547
2014 YTD	3734



## **Total New Judicial Foreclosure Filings by Month for Year 2014 YTD**

Month	# Filings
Jan-14	597
Feb-14	612
Mar-14	847
Apr-14	622
May-14	533
Jun-14	523
Jul-14	0
Aug-14	0
Sep-14	0
Oct-14	0
Nov-14	0
Dec-14	0
Avg	622





## ***Magistrate's Monthly Reports***

The Magistrates' Monthly Report consists of 5 reports. Below is a description of each.

### **Magistrate's Monthly Supplemental Journal Entry Report (R415)**

Retrieves total number of supplemental entries and Decrees of Confirmation of Sheriff's sale created during a specific period. A supplemental entry is any journal created by a magistrate, which does not close out a case. For example, any magistrate's order (MG) setting a hearing, any journal entry (JE) ruling on a motion, journals confirming Sheriff's sales, etc.).

### **Magistrate's Full Disposition Count by Magistrate Report (R413)**

Retrieves total number of cases disposed of during a specific period. The dispositions are grouped by Magistrate and then broken down by the type of disposition (i. e. Default, Dismissed with Prejudice, Dismissed without Prejudice, etc.) This report can be printed three different ways. Including tax cases (Full Dispositions), excluding tax cases (Non-Tax Dispositions), and Tax cases only (Tax Dispositions).

### **Magistrate's Monthly Cases Referred/Reinstated Report (R418)**

Retrieves newly filed cases referred to the Magistrates Dept. and cases previously disposed by the Magistrates Dept. that are reinstated and re-referred to the magistrates. The cases are separated by Tax (filing code 1465; Tax Judicial Foreclosure & 1466; Tax Certificate Judicial Foreclosure) and Non-Tax (1460; Judicial Foreclosure Marsh. Of Lien, 1480; Partition, 1470; Quiet Title, misc. (i. e. 1391; Contract Other, etc.).

### **Magistrate's Monthly Hearing Totals Report (R3146)**

Retrieves total number of hearings held during one month. The hearings are grouped by Magistrate and then broken down by what type hearing was held (i. e. Default, Pretrial, etc.).

### **Magistrate's Monthly Case Load Report (R3147)**

Retrieves individual caseload totals for individual magistrates during a specific period. The cases are grouped by magistrate and then broken down by case type (i. e. tax judicial foreclosure, tax certificate judicial foreclosure and non-tax judicial foreclosure).

CUYAHOGA COUNTY COURT OF COMMON PLEAS

DATE: 07/10/2014  
TIME: 9:33 AM

OFFICE OF THE MAGISTRATES  
MAGISTRATE'S MONTHLY SUPPLEMENTALS BY CASE  
REPORTING PERIOD: JUNE 2014

PAGE: 1  
CMSR415D

---

**SUPPLEMENTALS**

AUGUSTYN	254
BAKER	357
BUCHA	416
CUTHBERT	362
DYKE	259
GAUNTNER	0
GONZALEZ	344
HIPPLEY	187
JACKSON	324
KLEIN	246
LUCAS	199
OLSZTYN	412
VOZAR	261
WEISS	183
UNACCOUNTED FOR	0

**TOTAL** 3804

**CONFIRMATIONS**

**TOTAL** 49



CUYAHOGA COUNTY COURT OF COMMON PLEAS  
OFFICE OF THE MAGISTRATES  
**Full Disposition Count by Magistrate**  
REPORTING PERIOD: FROM 06/01/2014 TO 06/30/2014

DATE: 07/10/2014  
TIME: 9:35 AM

PAGE: 1  
CMSR413

MagID	Dispose Type	Tax Cert.	Tax Treas.	Total
<b>KCA</b>				
	Bank	1	0	2
	Def	3	0	23
	Dism	1	0	23
	Ref. Vacate	0	0	0
	Court Trial	0	0	0
	Other	0	0	3
	<b><u>MAG'S TOTAL</u></b>	<b>5</b>	<b>0</b>	<b><u>51</u></b>
<b>GDB</b>				
	Bank	1	0	3
	Def	2	0	12
	Dism	2	0	31
	Ref. Vacate	0	0	0
	Court Trial	0	0	0
	Other	0	0	6
	<b><u>MAG'S TOTAL</u></b>	<b>5</b>	<b>0</b>	<b><u>52</u></b>
<b>SMB</b>				
	Bank	3	0	5
	Def	11	0	34
	Dism	1	0	22
	Ref. Vacate	0	0	0
	Court Trial	0	0	0
	Other	1	0	2
	<b><u>MAG'S TOTAL</u></b>	<b>16</b>	<b>0</b>	<b><u>63</u></b>
<b>ARC</b>				
	Bank	1	0	5
	Def	3	0	21
	Dism	4	0	26
	Ref. Vacate	0	0	0
	Court Trial	0	0	0
	Other	0	0	9
	<b><u>MAG'S TOTAL</u></b>	<b>8</b>	<b>0</b>	<b><u>61</u></b>
<b>JTD</b>				
	Bank	1	0	6
	Def	3	0	25
	Dism	3	1	18
	Ref. Vacate	0	0	0
	Court Trial	0	0	0
	Other	3	1	10
	<b><u>MAG'S TOTAL</u></b>	<b>10</b>	<b>2</b>	<b><u>59</u></b>
<b>TG</b>				
	Bank	0	0	1
	Def	4	0	47
	Dism	3	1	12
	Ref. Vacate	0	0	0
	Court Trial	0	0	0
	Other	4	0	13
	<b><u>MAG'S TOTAL</u></b>	<b>11</b>	<b>1</b>	<b><u>73</u></b>
<b>KH</b>				
	Bank	3	0	9
	Def	7	0	34
	Dism	4	0	14
	Ref. Vacate	0	0	0
	Court Trial	0	0	0
	Other	1	0	10
	<b><u>MAG'S TOTAL</u></b>	<b>15</b>	<b>0</b>	<b><u>67</u></b>
<b>JLJ</b>				
	Bank	0	0	2
	Def	5	0	32
	Dism	3	0	13

Decrees	414
Defaults	304
Other	110
Court Trial	0
Dismissals	261
Bankruptcy	46
Ref. Vacated	0
<b>Grand Total</b>	<b>721</b>

DATE: 07/10/2014  
TIME: 9:35 AM

CUYAHOGA COUNTY COURT OF COMMON PLEAS  
OFFICE OF THE MAGISTRATES  
**Full Disposition Count by Magistrate**  
REPORTING PERIOD: FROM 06/01/2014 TO 06/30/2014

PAGE: 2  
CMSR413

MagID	Dispose Type	Tax Cert.	Tax Treas.	Total
	Ref. Vacate	0	0	0
	Court Trial	0	0	0
	Other	1	0	9
	<b><u>MAG'S TOTAL</u></b>	<b>9</b>	<b>0</b>	<b><u>56</u></b>
<hr/>				
MK	Bank	0	0	2
	Def	3	0	14
	Dism	0	0	13
	Ref. Vacate	0	0	0
	Court Trial	0	0	0
	Other	0	0	2
	<b><u>MAG'S TOTAL</u></b>	<b>3</b>	<b>0</b>	<b><u>31</u></b>
<hr/>				
PL	Bank	0	2	3
	Def	5	0	9
	Dism	15	8	35
	Ref. Vacate	0	0	0
	Court Trial	0	0	0
	Other	1	16	18
	<b><u>MAG'S TOTAL</u></b>	<b>21</b>	<b>26</b>	<b><u>65</u></b>
<hr/>				
CEO	Bank	0	0	3
	Def	6	0	22
	Dism	4	0	30
	Ref. Vacate	0	0	0
	Court Trial	0	0	0
	Other	1	0	6
	<b><u>MAG'S TOTAL</u></b>	<b>11</b>	<b>0</b>	<b><u>61</u></b>
<hr/>				
TJV	Bank	1	0	3
	Def	4	0	17
	Dism	2	0	16
	Ref. Vacate	0	0	0
	Court Trial	0	0	0
	Other	1	1	6
	<b><u>MAG'S TOTAL</u></b>	<b>8</b>	<b>1</b>	<b><u>42</u></b>
<hr/>				
CW	Bank	0	1	2
	Def	3	0	14
	Dism	1	3	8
	Ref. Vacate	0	0	0
	Court Trial	0	0	0
	Other	0	12	16
	<b><u>MAG'S TOTAL</u></b>	<b>4</b>	<b>16</b>	<b><u>40</u></b>



# CUYAHOGA COUNTY COURT OF COMMON PLEAS

DATE: 07/10/2014  
 TIME: 09:35 AM

OFFICE OF THE MAGISTRATES  
 MAGISTRATE'S MONTHLY REF/REIN CASES  
 FROM 06/01/2014 TO 06/30/2014

CMSR418

MAGISTRATE	NEW REFERRALS				REINSTATED			
	Tax Treas.	Tax Cert.	Non-Tax	Total	Tax Treas.	Tax Cert.	Non-Tax	Total
<u>AUGUSTYN/KEVIN/C</u>	0	0	27	27	0	0	3	3
<u>BAKER/GAIL/D</u>	7	2	41	50	0	2	3	5
<u>BUCHA/STEPHEN/M</u>	3	1	21	25	0	0	2	2
<u>CUTHBERT/AMY/R</u>	7	4	32	43	0	0	4	4
<u>DYKE/JOHN/T</u>	4	2	42	48	0	0	1	1
<u>GONZALEZ/TRACEY/</u>	6	3	33	42	0	0	8	8
<u>HIPPLEY/KEVIN/</u>	8	4	33	45	0	0	3	3
<u>JACKSON/JIM/L</u>	8	3	43	54	0	0	7	7
<u>KLEIN/MONICA/</u>	4	3	36	43	0	0	1	1
<u>LUCAS/PAUL/</u>	12	4	29	45	1	1	1	3
<u>OLSZTYN/CHRISTOPHER/E</u>	3	2	28	33	0	0	1	1
<u>VOZAR/THOMAS/J</u>	1	2	29	32	0	0	2	2
<u>WEISS/CAROL/</u>	6	3	21	30	1	0	0	1
<b><u>TOTAL</u></b>	69	33	415	517	2	3	36	41
<b><u>COMBINED TOTAL</u></b>	558							

**CUYAHOGA COUNTY COURT OF COMMON PLEAS**

**OFFICE OF THE MAGISTRATES  
MAG MONTHLY HEARING TOTALS  
Reporting Period: June 2014**

DATE: 07/10/2014  
TIME: 09:35 AM

PAGE: 1  
CMSR3146

Monthly Hearing Total      701

AUGUSTYN	
Default Hearings	25
Tax Hearings	0
Pretrials	13
<hr/>	
TOTAL:	38
BAKER	
Default Hearings	38
Tax Hearings	0
Pretrials	19
<hr/>	
TOTAL:	57
BUCHA	
Default Hearings	24
Tax Hearings	0
Pretrials	28
<hr/>	
TOTAL:	52
CUTHBERT	
Default Hearings	50
Tax Hearings	0
Pretrials	24
<hr/>	
TOTAL:	74
DYKE	
Default Hearings	16
Tax Hearings	0
Pretrials	7
<hr/>	
TOTAL:	23
GONZALEZ	
Default Hearings	34
Tax Hearings	0
Pretrials	18
<hr/>	
TOTAL:	52
HIPPLEY	
Default Hearings	42
Tax Hearings	0
Pretrials	16
<hr/>	
TOTAL:	58
JACKSON	
Default Hearings	47
Tax Hearings	0
Pretrials	32
<hr/>	
TOTAL:	79
KLEIN	
Default Hearings	33
Tax Hearings	0
Pretrials	21
<hr/>	
TOTAL:	54
LUCAS	
Default Hearings	24
Tax Hearings	15
Pretrials	29
<hr/>	



CUYAHOGA COUNTY COURT OF COMMON PLEAS

OFFICE OF THE MAGISTRATES  
MAG MONTHLY HEARING TOTALS  
Reporting Period: June 2014

DATE: 07/10/2014  
TIME: 09:35 AM

PAGE: 2  
CMSR3146

---

TOTAL:	68
OLSZTYN	
Default Hearings	38
Tax Hearings	0
Pretrials	18
<hr/>	
TOTAL:	56
VOZAR	
Default Hearings	38
Tax Hearings	1
Pretrials	20
<hr/>	
TOTAL:	59
WEISS	
Default Hearings	12
Tax Hearings	13
Pretrials	6
<hr/>	
TOTAL:	31

**CUYAHOGA COUNTY COURT OF COMMON PLEAS**

DATE: 07/10/2014  
 TIME: 9:36 AM

Office of the Magistrates  
 Magistrate's Monthly Case Load  
 MONTH: JUNE 2014

PAGE: 1  
 CMSR3147

Magistrate Name	Non Tax Total	Tax Cert.	Tax Treas.	Total Tax	Total Cases
AUGUSTYN	153	36	0	36	189
BAKER	339	87	8	95	434
BUCHA	237	76	3	79	316
CUTHBERT	346	101	20	121	467
DYKE	256	65	16	81	337
GAUNTNER	1	0	0	0	1
GONZALEZ	341	85	6	91	432
HIPPLEY	425	108	9	117	542
JACKSON	409	107	18	125	534
KLEIN	209	51	4	55	264
LUCAS	260	171	392	563	823
OLSZTYN	240	56	8	64	304
VOZAR	361	84	17	101	462
WEISS	135	55	292	347	482
<b>Non Tax Total:</b>	<b>3712</b>	<b>Cert.Tax Total: 1082</b>	<b>Tax Treas. Total: 793</b>	<b>Total Tax: 1875</b>	<b>Total Cases: 5587</b>

***Report CMSR1062 - Judicial Foreclosure Statistics by Judge***

Report CMSR1062 provides a list of judicial foreclosure case activity for each Judge. The report identifies how many cases were pending at the beginning of the period. The new cases filed and cases that were transferred in or reactivated are added to the number pending at the beginning of the period. It then shows the type and number of terminations for the period. The total terminations are subtracted from the total pending which provides the pending at the end of the period.



**CUYAHOGA COUNTY COURT OF COMMON PLEAS**

DATE: 07/10/2014  
TIME: 09:30 AM

**Foreclosure Statistics by Judge**  
Reporting Period: June 2014

PAGE: 1  
CMSR1062

**Judge**

<b>AMBROSE, DICK</b>							
Pending at Beg of Period			New Cases Filed	Cases Transferred In / Reactivated			Total
143			17	10			170
Terminations							
Bankruptcy	0	Default	RefVacated	Court Trial	Dismiss	Other	Total
	0	6	0	0	8	6	20
Total Pending at End of Period							150
<b>ASTRAB, MICHAEL</b>							
Pending at Beg of Period			New Cases Filed	Cases Transferred In / Reactivated			Total
187			13	6			206
Terminations							
Bankruptcy	1	Default	RefVacated	Court Trial	Dismiss	Other	Total
	1	6	0	0	13	3	23
Total Pending at End of Period							183
<b>BARKER, PAMELA A</b>							
Pending at Beg of Period			New Cases Filed	Cases Transferred In / Reactivated			Total
215			14	7			236
Terminations							
Bankruptcy	1	Default	RefVacated	Court Trial	Dismiss	Other	Total
	1	5	0	0	10	10	26
Total Pending at End of Period							210
<b>BURNSIDE, JANET R</b>							
Pending at Beg of Period			New Cases Filed	Cases Transferred In / Reactivated			Total
202			17	6			225
Terminations							
Bankruptcy	1	Default	RefVacated	Court Trial	Dismiss	Other	Total
	1	10	0	0	10	4	25
Total Pending at End of Period							200
<b>CALABRESE, DEENA R</b>							
Pending at Beg of Period			New Cases Filed	Cases Transferred In / Reactivated			Total
156			19	11			186
Terminations							
Bankruptcy	0	Default	RefVacated	Court Trial	Dismiss	Other	Total
	0	8	0	0	5	6	19
Total Pending at End of Period							167
<b>CLANCY, MAUREEN</b>							
Pending at Beg of Period			New Cases Filed	Cases Transferred In / Reactivated			Total
183			13	8			204
Terminations							
Bankruptcy	0	Default	RefVacated	Court Trial	Dismiss	Other	Total
	0	13	0	0	3	10	26
Total Pending at End of Period							178
<b>COLLIER-WILLIAMS, CASSANDRA</b>							
Pending at Beg of Period			New Cases Filed	Cases Transferred In / Reactivated			Total
200			21	4			225
Terminations							
Bankruptcy	0	Default	RefVacated	Court Trial	Dismiss	Other	Total
	0	7	0	0	5	5	17
Total Pending at End of Period							208
<b>CORRIGAN, BRIAN J</b>							

**CUYAHOGA COUNTY COURT OF COMMON PLEAS**

DATE: 07/10/2014  
TIME: 09:30 AM

**Foreclosure Statistics by Judge**  
Reporting Period: June 2014

PAGE: 2  
CMSR1062

<b>Judge</b>							
	Pending at Beg of Period		New Cases Filed		Cases Transferred In / Reactivated		Total
	188		23		9		220
Terminations	Bankruptcy	Default	RefVacated	Court Trial	Dismiss	Other	Total
	1	16	0	0	10	6	33
	Total Pending at End of Period						187

<b>CORRIGAN, PETER J</b>							
	Pending at Beg of Period		New Cases Filed		Cases Transferred In / Reactivated		Total
	147		16		5		168
Terminations	Bankruptcy	Default	RefVacated	Court Trial	Dismiss	Other	Total
	1	9	0	0	12	11	33
	Total Pending at End of Period						135

<b>DONNELLY, MICHAEL P</b>							
	Pending at Beg of Period		New Cases Filed		Cases Transferred In / Reactivated		Total
	216		17		5		238
Terminations	Bankruptcy	Default	RefVacated	Court Trial	Dismiss	Other	Total
	3	8	0	0	5	4	20
	Total Pending at End of Period						218

<b>FRIEDLAND, CAROLYN B</b>							
	Pending at Beg of Period		New Cases Filed		Cases Transferred In / Reactivated		Total
	155		17		8		180
Terminations	Bankruptcy	Default	RefVacated	Court Trial	Dismiss	Other	Total
	2	9	0	0	11	11	33
	Total Pending at End of Period						147

<b>FRIEDMAN, STUART A</b>							
	Pending at Beg of Period		New Cases Filed		Cases Transferred In / Reactivated		Total
	231		15		9		255
Terminations	Bankruptcy	Default	RefVacated	Court Trial	Dismiss	Other	Total
	2	16	0	0	4	10	32
	Total Pending at End of Period						223

<b>FUERST, NANCY A</b>							
	Pending at Beg of Period		New Cases Filed		Cases Transferred In / Reactivated		Total
	131		5		3		139
Terminations	Bankruptcy	Default	RefVacated	Court Trial	Dismiss	Other	Total
	1	4	0	0	2	4	11
	Total Pending at End of Period						128

<b>GALL, STEVEN E</b>							
	Pending at Beg of Period		New Cases Filed		Cases Transferred In / Reactivated		Total
	171		16		6		193
Terminations	Bankruptcy	Default	RefVacated	Court Trial	Dismiss	Other	Total
	2	13	0	0	12	7	34
	Total Pending at End of Period						159

GALLAGHER, HOLLIE L

**CUYAHOGA COUNTY COURT OF COMMON PLEAS**

DATE: 07/10/2014  
 TIME: 09:30 AM

**Foreclosure Statistics by Judge**  
 Reporting Period: June 2014

PAGE: 3  
 CMSR1062

<b>Judge</b>							
	Pending at Beg of Period		New Cases Filed	Cases Transferred In / Reactivated			Total
	144		12	3			159
Terminations	Bankruptcy	Default	RefVacated	Court Trial	Dismiss	Other	Total
	2	8	0	0	11	8	29
	Total Pending at End of Period						130
<b>GAUL, DANIEL</b>							
	Pending at Beg of Period		New Cases Filed	Cases Transferred In / Reactivated			Total
	247		19	6			272
Terminations	Bankruptcy	Default	RefVacated	Court Trial	Dismiss	Other	Total
	1	4	0	0	11	11	27
	Total Pending at End of Period						245
<b>JACKSON, MICHAEL E</b>							
	Pending at Beg of Period		New Cases Filed	Cases Transferred In / Reactivated			Total
	190		14	6			210
Terminations	Bankruptcy	Default	RefVacated	Court Trial	Dismiss	Other	Total
	1	18	0	0	2	13	34
	Total Pending at End of Period						176
<b>MASON, LANCE T</b>							
	Pending at Beg of Period		New Cases Filed	Cases Transferred In / Reactivated			Total
	207		20	7			234
Terminations	Bankruptcy	Default	RefVacated	Court Trial	Dismiss	Other	Total
	1	6	0	0	6	10	23
	Total Pending at End of Period						211
<b>MATIA, DAVID T</b>							
	Pending at Beg of Period		New Cases Filed	Cases Transferred In / Reactivated			Total
	180		21	6			207
Terminations	Bankruptcy	Default	RefVacated	Court Trial	Dismiss	Other	Total
	2	3	0	0	15	10	30
	Total Pending at End of Period						177
<b>MCCLELLAND, ROBERT C</b>							
	Pending at Beg of Period		New Cases Filed	Cases Transferred In / Reactivated			Total
	132		12	7			151
Terminations	Bankruptcy	Default	RefVacated	Court Trial	Dismiss	Other	Total
	2	14	0	0	8	7	31
	Total Pending at End of Period						120
<b>MCCORMICK, TIMOTHY</b>							
	Pending at Beg of Period		New Cases Filed	Cases Transferred In / Reactivated			Total
	138		19	3			160
Terminations	Bankruptcy	Default	RefVacated	Court Trial	Dismiss	Other	Total
	0	9	0	0	17	1	27
	Total Pending at End of Period						133
<b>MCDONNELL, NANCY R</b>							



**CUYAHOGA COUNTY COURT OF COMMON PLEAS**

DATE: 07/10/2014  
TIME: 09:30 AM

**Foreclosure Statistics by Judge**  
Reporting Period: June 2014

PAGE: 4  
CMSR1062

<b>Judge</b>							
	Pending at Beg of Period		New Cases Filed	Cases Transferred In / Reactivated			Total
	185		15	6			206
Terminations	Bankruptcy	Default	RefVacated	Court Trial	Dismiss	Other	Total
	1	13	0	0	7	10	31
Total Pending at End of Period							175
<b>MCMONAGLE, RICHARD J</b>							
	Pending at Beg of Period		New Cases Filed	Cases Transferred In / Reactivated			Total
	142		8	2			152
Terminations	Bankruptcy	Default	RefVacated	Court Trial	Dismiss	Other	Total
	0	2	0	0	5	5	12
Total Pending at End of Period							140
<b>O'DONNELL, JOHN P</b>							
	Pending at Beg of Period		New Cases Filed	Cases Transferred In / Reactivated			Total
	131		6	5			142
Terminations	Bankruptcy	Default	RefVacated	Court Trial	Dismiss	Other	Total
	1	9	0	0	4	5	19
Total Pending at End of Period							123
<b>RUSSO, JOHN J</b>							
	Pending at Beg of Period		New Cases Filed	Cases Transferred In / Reactivated			Total
	88		0	11			99
Terminations	Bankruptcy	Default	RefVacated	Court Trial	Dismiss	Other	Total
	2	10	0	0	7	2	21
Total Pending at End of Period							78
<b>RUSSO, JOSEPH D</b>							
	Pending at Beg of Period		New Cases Filed	Cases Transferred In / Reactivated			Total
	180		15	4			199
Terminations	Bankruptcy	Default	RefVacated	Court Trial	Dismiss	Other	Total
	3	4	0	0	6	9	22
Total Pending at End of Period							177
<b>RUSSO, MICHAEL J</b>							
	Pending at Beg of Period		New Cases Filed	Cases Transferred In / Reactivated			Total
	206		15	3			224
Terminations	Bankruptcy	Default	RefVacated	Court Trial	Dismiss	Other	Total
	2	8	0	0	10	8	28
Total Pending at End of Period							196
<b>RUSSO, NANCY MARGARET</b>							
	Pending at Beg of Period		New Cases Filed	Cases Transferred In / Reactivated			Total
	113		16	5			134
Terminations	Bankruptcy	Default	RefVacated	Court Trial	Dismiss	Other	Total
	3	12	0	0	4	9	28
Total Pending at End of Period							106

SAFFOLD, SHIRLEY STRICKLAND

**CUYAHOGA COUNTY COURT OF COMMON PLEAS**

DATE: 07/10/2014  
TIME: 09:30 AM

**Foreclosure Statistics by Judge**  
Reporting Period: June 2014

PAGE: 5  
CMSR1062

**Judge**

Pending at Beg of Period		New Cases Filed		Cases Transferred In / Reactivated			Total
170		18		6			194
Terminations	Bankruptcy	Default	RefVacated	Court Trial	Dismiss	Other	Total
	0	4	0	0	4	7	15
Total Pending at End of Period							179
<hr/>							
SHEEHAN, BRENDAN J		New Cases Filed		Cases Transferred In / Reactivated			Total
Pending at Beg of Period		13		6			157
138							
Terminations	Bankruptcy	Default	RefVacated	Court Trial	Dismiss	Other	Total
	2	5	0	0	5	9	21
Total Pending at End of Period							136
<hr/>							
SUTULA, JOHN D		New Cases Filed		Cases Transferred In / Reactivated			Total
Pending at Beg of Period		19		4			240
217							
Terminations	Bankruptcy	Default	RefVacated	Court Trial	Dismiss	Other	Total
	4	10	0	0	6	11	31
Total Pending at End of Period							209
<hr/>							
SUTULA, KATHLEEN ANN		New Cases Filed		Cases Transferred In / Reactivated			Total
Pending at Beg of Period		20		8			168
140							
Terminations	Bankruptcy	Default	RefVacated	Court Trial	Dismiss	Other	Total
	1	4	0	0	5	9	19
Total Pending at End of Period							149
<hr/>							
SYNENBERG, JOAN		New Cases Filed		Cases Transferred In / Reactivated			Total
Pending at Beg of Period		19		11			194
164							
Terminations	Bankruptcy	Default	RefVacated	Court Trial	Dismiss	Other	Total
	1	11	0	0	7	7	26
Total Pending at End of Period							168
<hr/>							
VILLANUEVA, JOSE` A		New Cases Filed		Cases Transferred In / Reactivated			Total
Pending at Beg of Period		16		9			253
228							
Terminations	Bankruptcy	Default	RefVacated	Court Trial	Dismiss	Other	Total
	1	19	0	0	3	6	29
Total Pending at End of Period							224

# *Monthly Summary*



# MONTHLY SUMMARY

## June 2014

NAME	PEND	ASSIGNED			TRIALS						DISP	PENDING				+ -
		CV	CR	TOT	JURY			COURT				CV	FR	CR	TOT	
Dick Ambrose	570	63	41	104	0	1	1	1	0	1	114	249	150	161	560	+10
Michael K. Astrab	507	55	24	79	0	0	0	0	1	1	94	181	182	129	492	+15
Pamela A. Barker	525	57	50	107	0	0	0	0	0	0	80	210	210	132	552	-27
Janet R. Burnside	534	57	41	98	0	1	1	0	1	1	111	211	200	110	521	+13
Deena R. Calabrese	472	65	30	95	0	1	1	0	0	0	91	209	167	100	476	-4
Maureen Clancy	468	61	29	90	0	2	2	0	0	0	92	202	178	86	466	+2
Cassandra Collier-Willia	517	56	31	87	0	0	0	0	1	1	77	177	205	145	527	-10
Brian J. Corrigan	574	60	40	100	0	0	0	0	0	0	90	287	185	112	584	-10
Peter J. Corrigan	466	52	33	85	0	1	1	0	0	0	90	211	132	118	461	+5
Michael P. Donnelly	489	56	25	81	0	0	0	0	0	0	96	193	218	63	474	+15
Carolyn B. Friedland	530	62	29	91	0	0	0	0	0	0	99	233	147	142	522	+8
Stuart A. Friedman	542	57	36	93	0	0	0	0	0	0	97	186	223	129	538	+4
Nancy A. Fuerst	360	50	29	79	0	0	0	0	0	0	59	175	128	77	380	-20
Steven E. Gall	468	60	47	107	0	0	0	0	0	0	96	190	156	133	479	-11
Hollie L. Gallagher	394	54	24	78	0	0	0	0	0	0	91	188	130	63	381	+13
Daniel Gaul	656	58	53	111	0	0	0	0	0	0	104	278	244	141	663	-7
Michael E Jackson	564	57	37	94	0	1	1	0	0	0	101	231	176	150	557	+7
Lance T. Mason	483	61	22	83	0	0	0	0	0	0	98	173	211	84	468	+15
David T. Matia	473	61	49	110	2	0	2	0	0	0	118	177	177	111	465	+8
Robert C. McClelland	564	58	48	106	0	0	0	0	1	1	101	269	120	180	569	-5
Timothy McCormick	492	52	33	85	0	1	1	0	2	2	123	241	132	81	454	+38
Nancy R. McDonnell	471	60	18	78	0	0	0	0	0	0	84	203	174	88	465	+6
Richard J. McMonagle	532	55	32	87	0	0	0	1	1	2	66	314	139	100	553	-21
John P. O'Donnell	527	57	33	90	0	2	2	0	0	0	62	320	123	112	555	-28
John J. Russo	207	17	3	20	1	1	2	0	0	0	43	97	78	9	184	+23
Joseph D. Russo	541	57	18	75	0	0	0	0	0	0	77	223	174	142	539	+2
Michael J. Russo	465	50	29	79	0	0	0	0	0	0	99	173	196	76	445	+20
Nancy Margaret Russo	298	60	30	90	0	0	0	0	0	0	100	121	106	61	288	+10
Shirley Strickland Saffold	510	64	37	101	0	0	0	0	0	0	77	223	179	132	534	-24
Brendan J. Sheehan	381	56	31	87	0	0	0	0	0	0	85	160	136	87	383	-2
John D. Sutula	567	55	38	93	0	0	0	0	0	0	79	240	208	133	581	-14
Kathleen Ann Sutula	438	61	29	90	0	1	1	0	0	0	92	177	149	110	436	+2
Joan Synenberg	434	61	36	97	0	0	0	0	0	0	113	197	161	60	418	+16
José A. Villanueva	600	60	36	96	0	1	1	0	0	0	77	269	224	126	619	-19
<b>TOTALS</b>	16619	1925	1121	3046	3	13	16	2	7	9	3076	7188	5718	3683	16589	+30

# *Year to Date Summary*

# SUMMARY FOR THE COURT

## January - June 2014

NAME	PEND	ASSIGNED			TRIALS									DISP	PENDING				+
		CV	CR	TOT	JURY			COURT			CV	FR	CR		TOT	-			
Dick Ambrose	529	358	242	600	0	5	5	3	4	7	569	249	150	161	560	-31			
Michael K. Astrab	510	363	182	545	0	2	2	0	1	1	563	181	182	129	492	+18			
Pamela A. Barker	535	356	203	559	1	0	1	0	1	1	542	210	210	132	552	-17			
Janet R. Burnside	538	362	210	572	0	8	8	2	2	4	589	211	200	110	521	+17			
Deena R. Calabrese	503	388	167	555	0	2	2	0	0	0	582	209	167	100	476	+27			
Maureen Clancy	447	364	188	552	0	6	6	0	1	1	533	202	178	86	466	-19			
Cassandra Collier-Willia	489	355	215	570	0	3	3	0	2	2	532	177	205	145	527	-38			
Brian J. Corrigan	577	360	187	547	1	2	3	0	3	3	540	287	185	112	584	-7			
Peter J. Corrigan	553	350	173	523	2	1	3	3	0	3	615	211	132	118	461	+92			
Michael P. Donnelly	523	352	153	505	3	4	7	0	3	3	554	193	218	63	474	+49			
Carolyn B. Friedland	562	370	201	571	1	0	1	0	2	2	611	233	147	142	522	+40			
Stuart A. Friedman	565	375	201	576	1	1	2	0	0	0	603	186	223	129	538	+27			
Nancy A. Fuerst	241	325	156	481	0	2	2	0	0	0	342	175	128	77	380	-139			
Steven E. Gall	465	365	213	578	3	8	11	0	1	1	564	190	156	133	479	-14			
Hollie L. Gallagher	428	343	146	489	2	3	5	0	2	2	536	188	130	63	381	+47			
Daniel Gaul	621	369	230	599	0	2	2	0	0	0	557	278	244	141	663	-42			
Michael E Jackson	550	372	221	593	2	2	4	0	2	2	586	231	176	150	557	-7			
Lance T. Mason	534	359	186	545	1	1	2	0	2	2	611	173	211	84	468	+66			
David T. Matia	507	371	237	608	2	2	4	0	1	1	650	177	177	111	465	+42			
Robert C. McClelland	568	351	270	621	1	3	4	1	1	2	620	269	120	180	569	-1			
Timothy McCormick	484	339	195	534	2	10	12	0	5	5	564	241	132	81	454	+30			
Nancy R. McDonnell	443	366	189	555	0	1	1	0	3	3	533	203	174	88	465	-22			
Richard J. McMonagle	542	308	175	483	0	1	1	1	3	4	472	314	139	100	553	-11			
John P. O'Donnell	466	328	174	502	1	4	5	4	1	5	413	320	123	112	555	-89			
John J. Russo	441	141	34	175	1	3	4	0	1	1	432	97	78	9	184	+257			
Joseph D. Russo	533	353	191	544	0	1	1	0	1	1	538	223	174	142	539	-6			
Michael J. Russo	476	357	186	543	2	5	7	1	0	1	574	173	196	76	445	+31			
Nancy Margaret Russo	325	367	180	547	0	2	2	0	4	4	584	121	106	61	288	+37			
Shirley Strickland Saffold	537	374	225	599	1	1	2	0	0	0	602	223	179	132	534	+3			
Brendan J. Sheehan	360	361	191	552	1	7	8	0	3	3	529	160	136	87	383	-23			
John D. Sutula	572	365	202	567	2	1	3	1	1	2	558	240	208	133	581	-9			
Kathleen Ann Sutula	437	380	198	578	1	10	11	0	1	1	579	177	149	110	436	+1			
Joan Synenberg	443	365	170	535	2	2	4	0	1	1	560	197	161	60	418	+25			
José A. Villanueva	617	355	173	528	2	4	6	3	1	4	526	269	224	126	619	-2			
<b>TOTALS</b>	16921	11967	6464	18431	35	109	144	19	53	72	18763	7188	5718	3683	16589	+332			



# *Corrections/Adjustments*