



CUYAHOGA COUNTY COMMON PLEAS COURT

***Statistics Report
February 2012***

***Nancy A. Fuerst
Administrative and Presiding Judge***

TABLE OF CONTENTS

Criminal Statistics

Newly Filed, Re-Activated and Transferred in Cases _____ 4

Yearly Criminal Terminations _____ 5

Pending Criminal Cases End of Period _____ 6

Clearance Rate _____ 7

Arrest to Disposition Timeline _____ 8

Average Arrest to Disposition Timeline (Jail Cases) _____ 9

Average Arrest to Disposition Timeline (Non-Jail Cases) _____ 10

Average Arrest to Disposition Timeline (Jail and Non-Jail Cases) _____ 11

Yearly Average Arrest to Disposition Timeline _____ 12

Indictments and Informations Filed With the Clerk of Courts _____ 13

Bail Case Arraignment Activity _____ 14

Overall Arraignment Statistics _____ 15

Foreclosure Statistics

Total Pending Judicial Foreclosure Cases Referred to Magistrates (A) _____ 17

Total Pending Judicial Foreclosure Cases Referred to Magistrates (B) _____ 18

Total Pending Judicial Foreclosure Cases Referred to Magistrates (C) _____ 19

Total Pending Tax Lien & Certificate Cases Referred to Magistrates (A) _____ 20

Total Pending Tax Lien & Certificate Cases Referred to Magistrates (B) _____ 21

Total Pending Tax Lien & Certificate Cases Referred to Magistrates (C) _____ 22

Percentage of Pending Judicial Foreclosure Cases By Filing Year _____ 23

Judicial Foreclosure Clearance Rate Year 2010 _____ 24

Judicial Foreclosure Clearance Rate Year 2011 _____ 25

Judicial Foreclosure Clearance Rate Year 2012 _____ 26

Avg. Number of Days to Disp. (Excl. Bank. Stays & Tax Lien & Tax Cert.) _____ 27

Avg. Number of Days to Disp. (Excl. Bank. Stays & Incl. Tax Lien & Tax Cert.) _____ 28

Total New Judicial Foreclosure Filings _____ 29

New Marsh of Lien/Quiet Title/Partition Case Filings by Month for Years 2010 – 2012 YTD 30

New Tax Lien & Certificate Filings by Month for Years 2010 – 2012 YTD _____ 31

Total New Judicial Foreclosure Filings by Month for Year 2010 – 2012 YTD _____ 32

Magistrate’s Monthly Reports _____ 33

Report CMSR1062 - Judicial Foreclosure Statistics by Judge _____ 41

Monthly Summary _____ 48

Year to Date Summary _____ 50

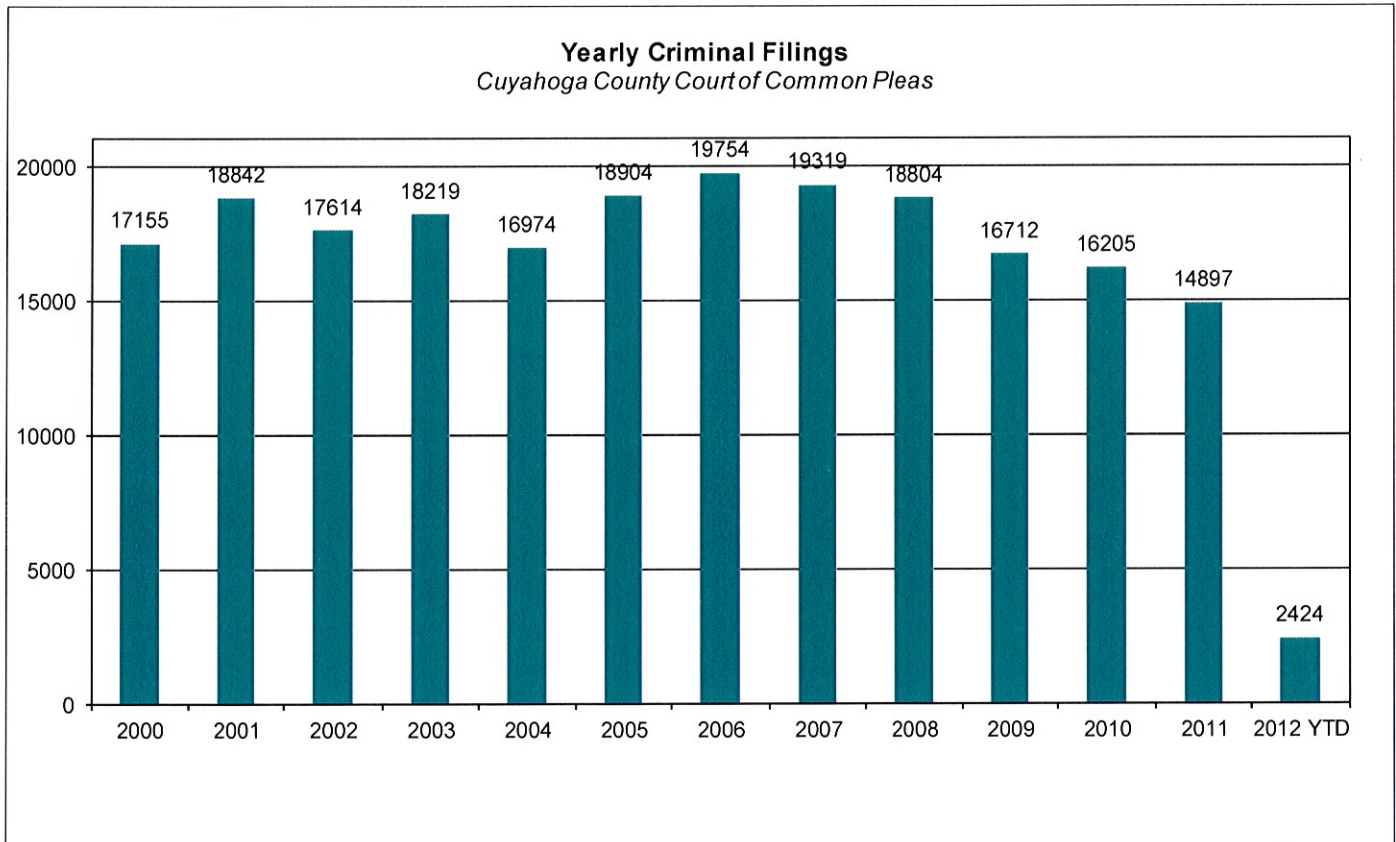
Corrections/Adjustments _____ 52

Criminal Case Statistics

CUYAHOGA COUNTY COMMON PLEAS COURT

Newly Filed, Re-Activated and Transferred in Cases

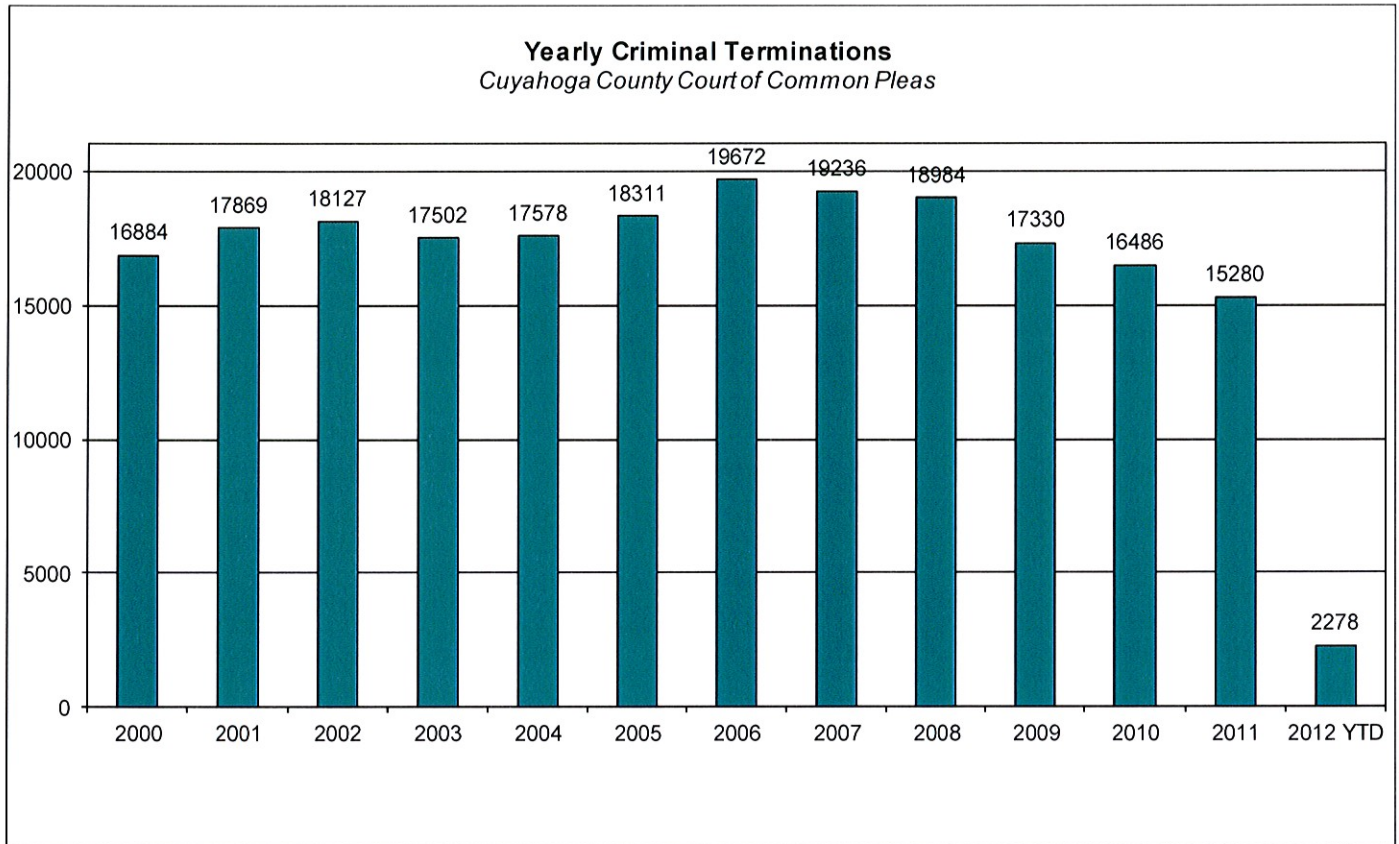
The following chart is a representation of all filed cases in Cuyahoga County Court of Common Pleas from 2000 – February 2012. Newly filed cases are defined as having been arraigned and assigned to a Judge. Re-activated cases are defined as cases where a defendant was unavailable for trial and has now become ready to proceed. Transferred cases are defined as cases moved from one judge's docket to another. This could be due to re-assignment to a Mental Health Judge or after additional information indicates that by Court rule, the case should have been assigned to another Judge.



CUYAHOGA COUNTY COMMON PLEAS COURT

Yearly Criminal Terminations

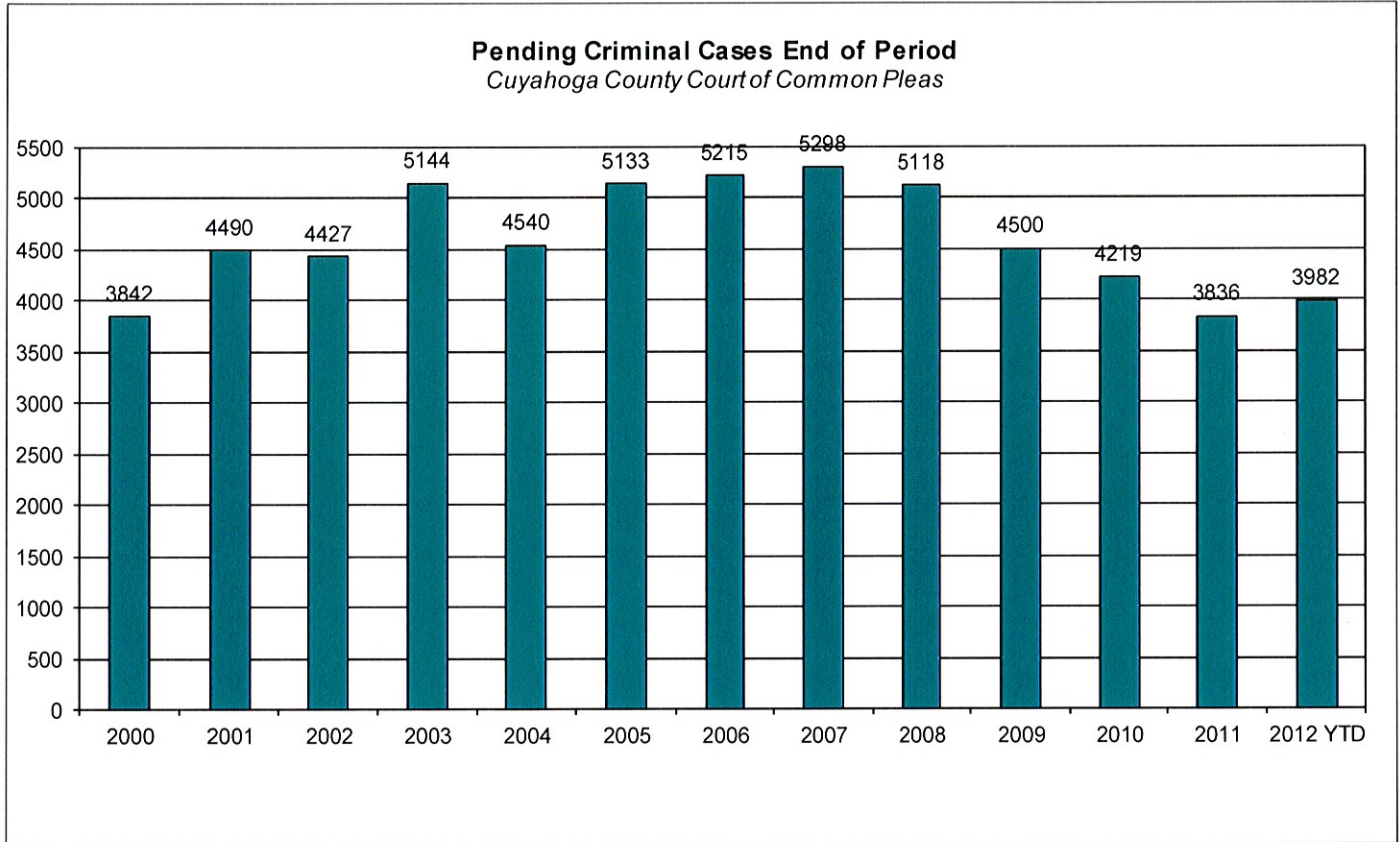
The following chart represents cases that have been terminated by the court from 2000 – February 2012. These cases have been terminated either by trial; plea, dismissal or a defendant is unavailable for trial or sentencing.



CUYAHOGA COUNTY COMMON PLEAS COURT

Pending Criminal Cases End of Period

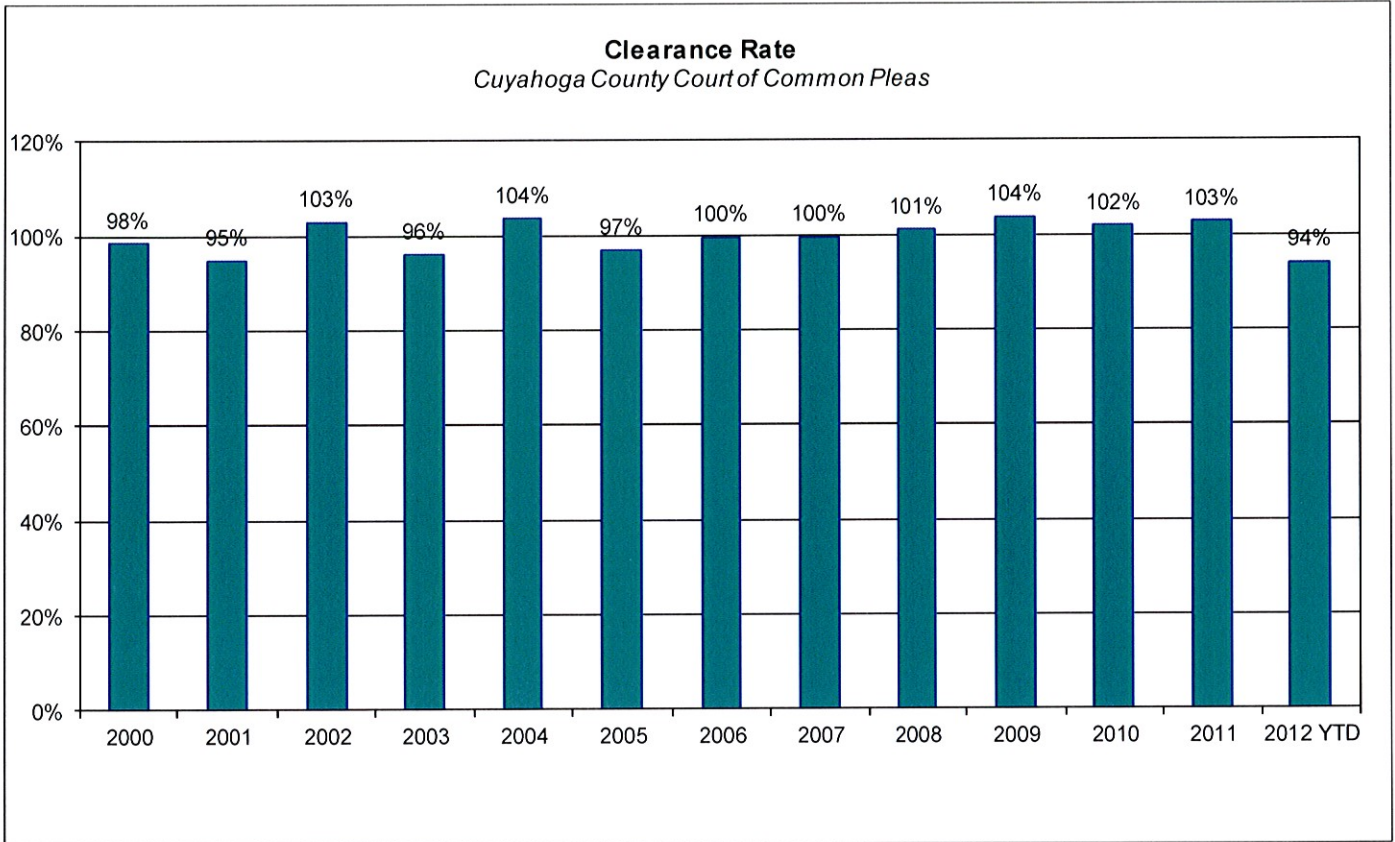
The following chart represents the total number of cases pending at the end of the reporting period from 2000 – February 2012. Pending criminal cases at the end of the period is determined by adding the total number of pending cases at the beginning of the reporting period, and all newly filed, re-activated and transferred in cases. The total number of cases terminated in the period is subtracted from the sum total pending at the beginning of the period to give the value pending at the end of the period.



CUYAHOGA COUNTY COMMON PLEAS COURT

Clearance Rate

The Clearance Rate is the total number of outgoing cases as a percentage of the number of incoming cases. Clearance rate measures whether the court is keeping up with its incoming caseload. If cases are not disposed in a timely manner, a backlog of cases awaiting disposition will grow. A Clearance Rate of 100% indicates that at least as many cases have been filed, reopened, or reactivated in a period have been disposed.



Arrest to Disposition Timeline

Arrest to disposition timeline is a method to measure how felony cases flow through the Cuyahoga County Criminal Justice System. By capturing how long a case takes to move from stage to stage, we can examine where problems may exist and where potential improvements in case processing can be made.

The source data was extracted from the Cuyahoga County Court of Common Pleas Case Management System. The overall population of sample data was based on cases terminated in a given month excluding cases that have gone through diversion programs. A case is defined as a defendant and all charges involved in a single incident. The period for the extracted data is from February 2012.

The stages examined were:

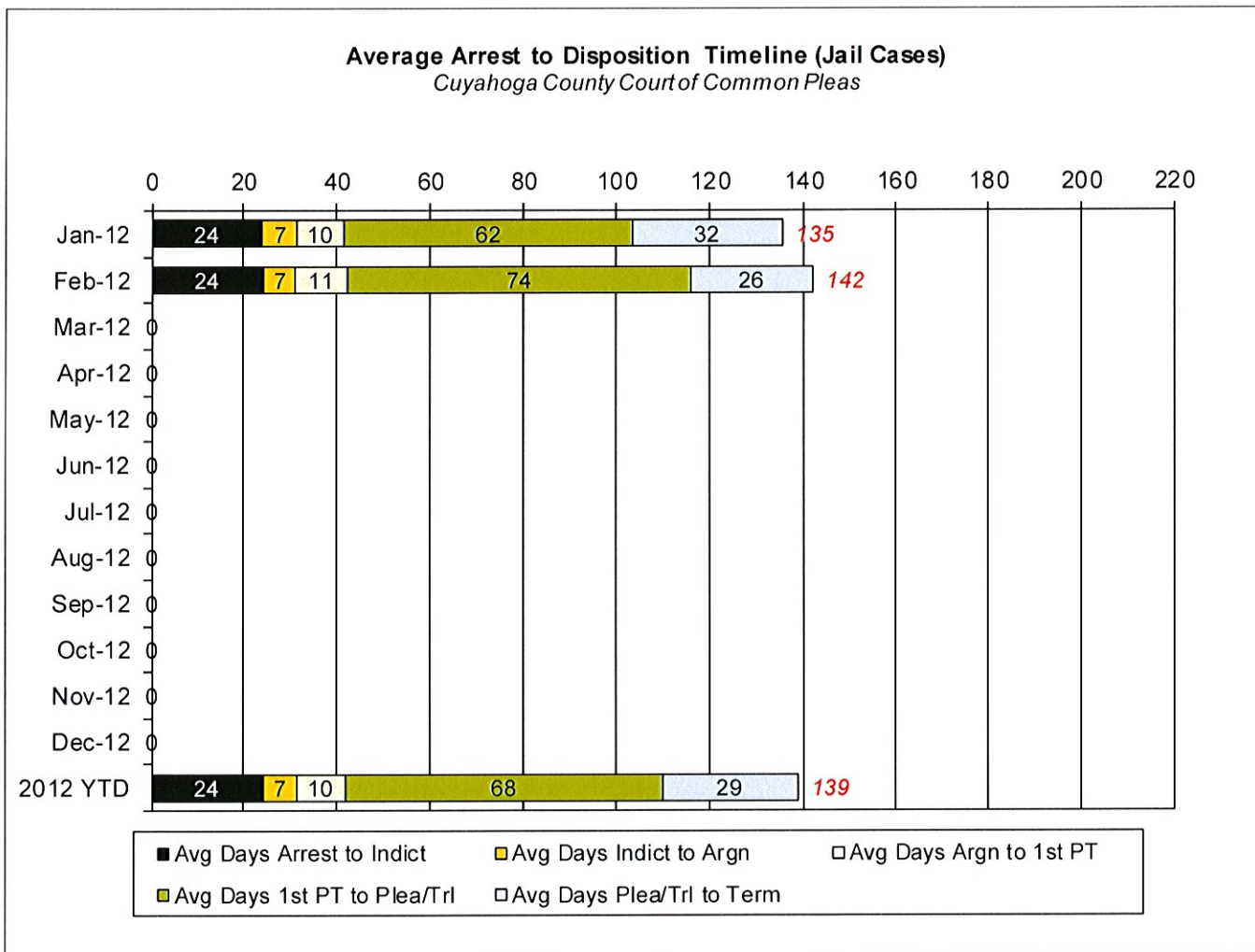
Arrest to Indictment
Indictment to Arraignment
Arraignment to 1st Pre-Trial
1st Pre-Trial to Plea/Trial
Plea/Trial to Termination

Due to the fact that each case may or may not have all of the stage date elements, a method to arrive at stage averages was applied. For a case to be included in the average for a stage there would need to be both dates for the given stage. A case would be included in the Arrest to Indictment stage if both arrest date and indictment date were available. This method was applied to each of the five stages. Next we calculated the total number of cases that met the date criteria for each of the ranges and also the total number of days between each date. To arrive at an average, the total number of days for each case in each range was calculated and divided by the total number of cases that met the date criteria. If a case had a time period or periods where the defendant was capiased or referred to the Psych Clinic, that amount of time was subtracted from the appropriate range. For re-indicted cases, the original arrest date is used.

The following three charts are for Jail, Non-Jail and combined Jail and Non-Jail cases. Jail and Non-Jail cases are defined by the status of the defendant at arraignment.

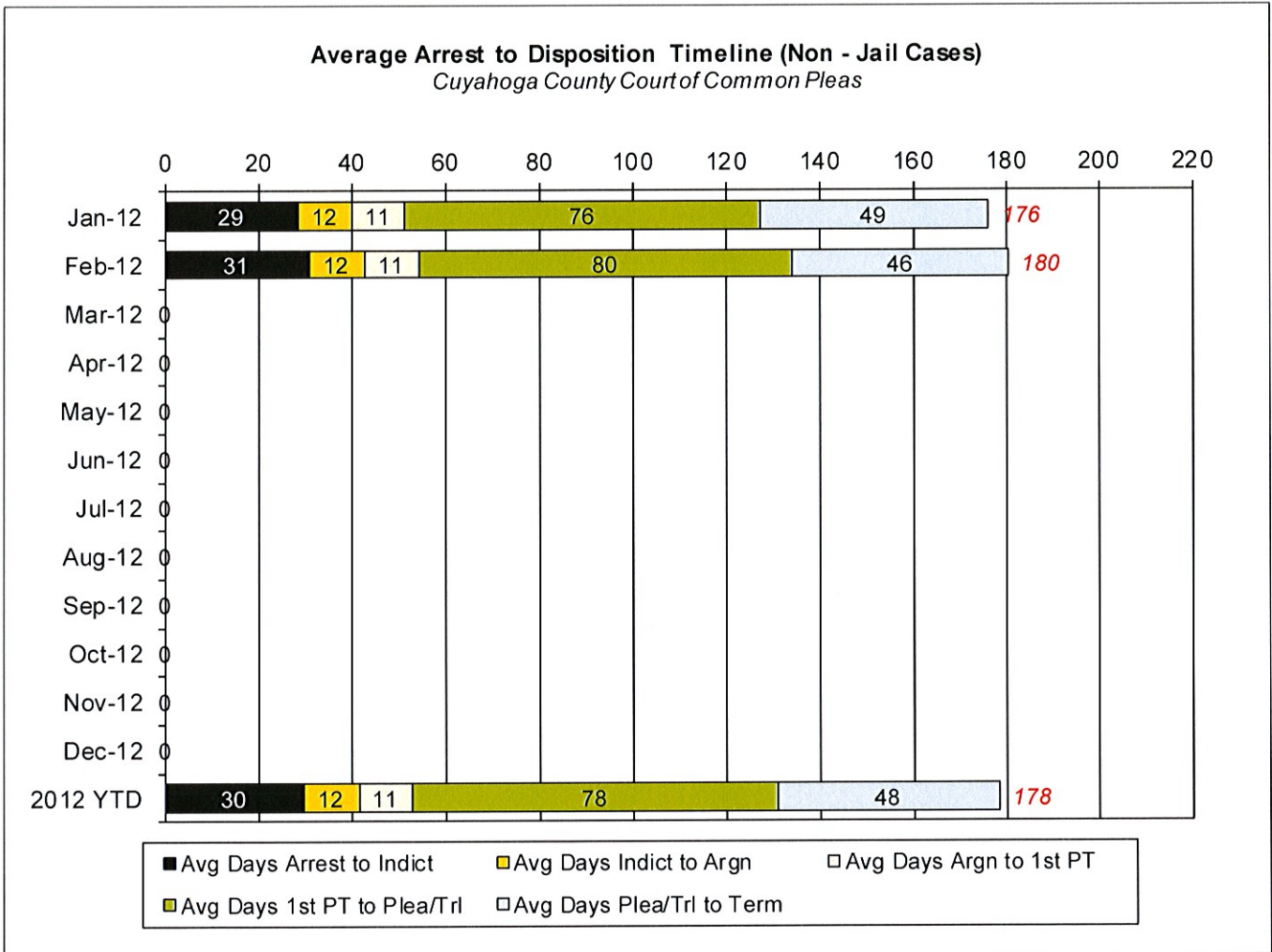
CUYAHOGA COUNTY COMMON PLEAS COURT

Average Arrest to Disposition Timeline (Jail Cases)



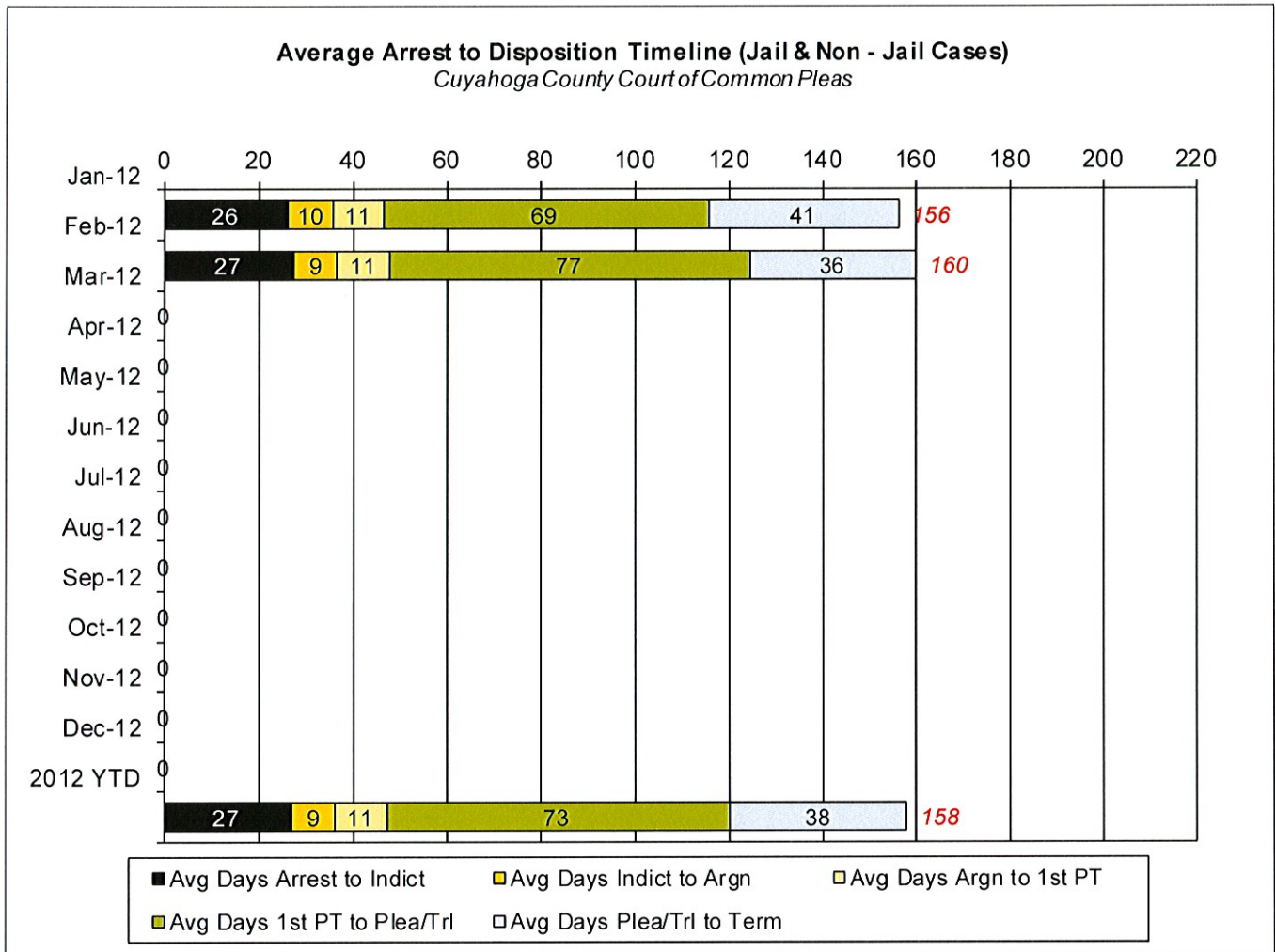
CUYAHOGA COUNTY COMMON PLEAS COURT

Average Arrest to Disposition Timeline (Non-Jail Cases)



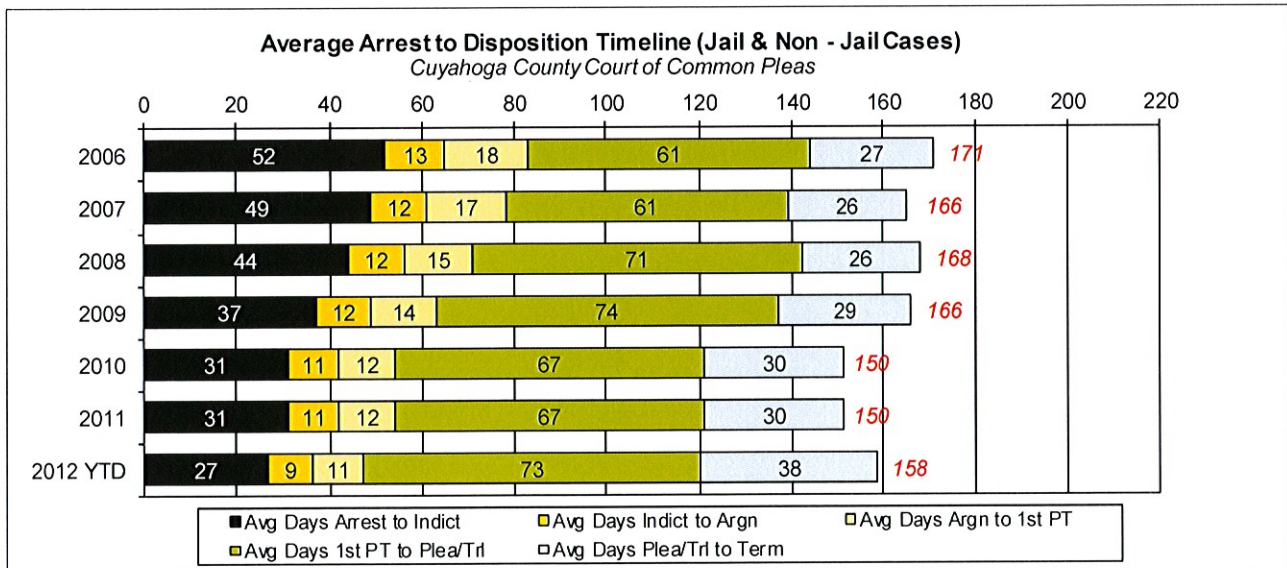
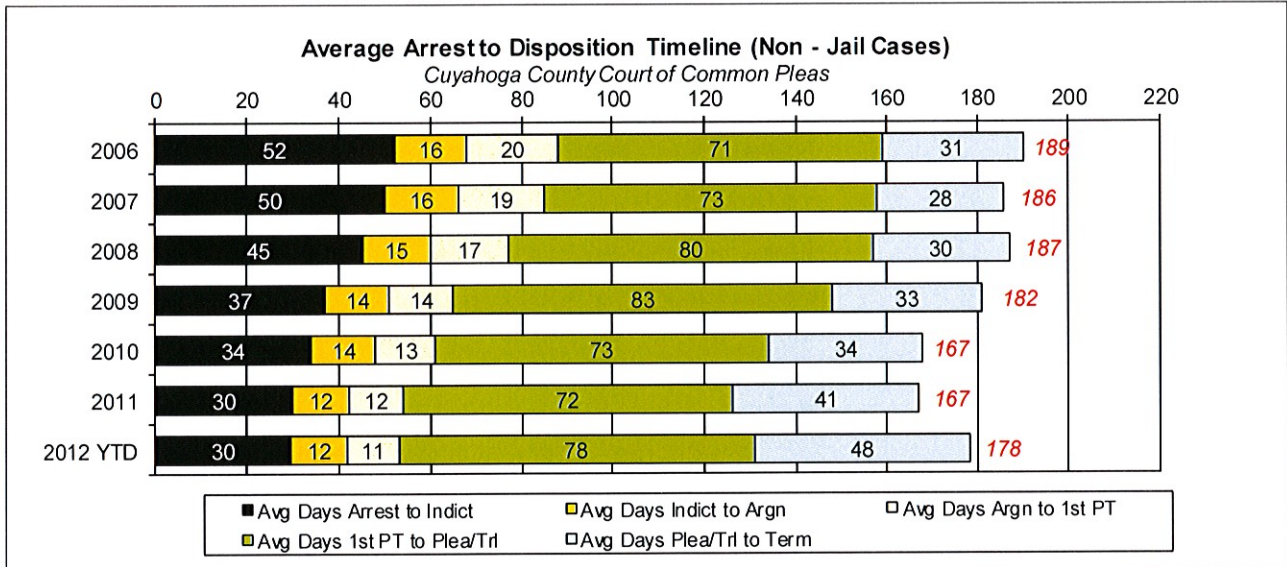
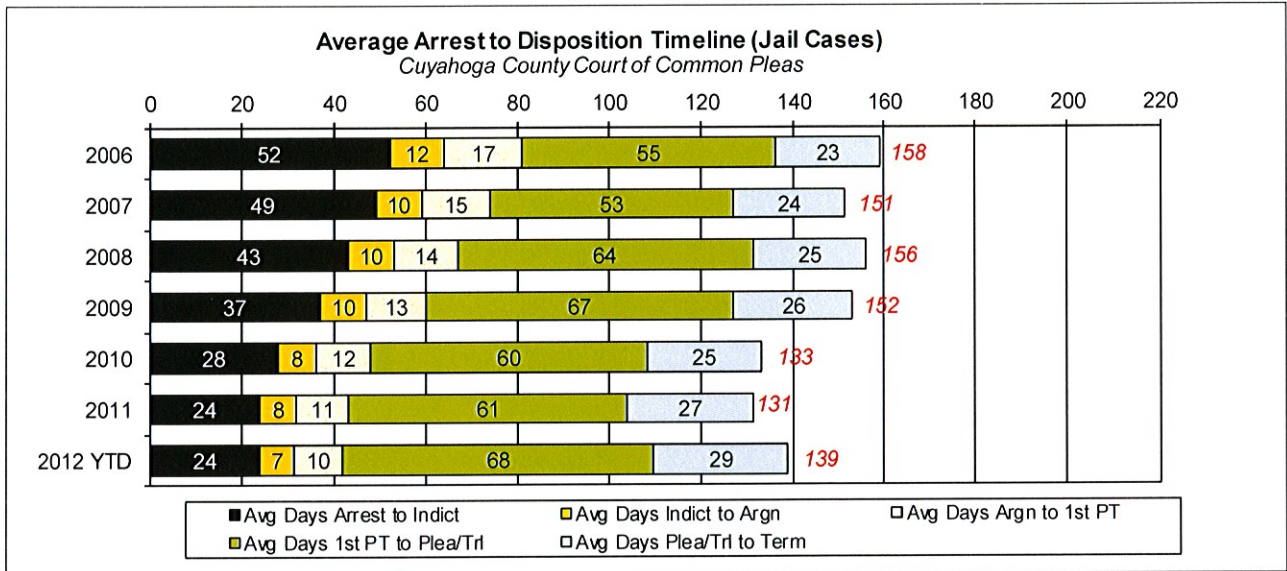
CUYAHOGA COUNTY COMMON PLEAS COURT

Average Arrest to Disposition Timeline (Jail and Non-Jail Cases)



CUYAHOGA COUNTY COMMON PLEAS COURT

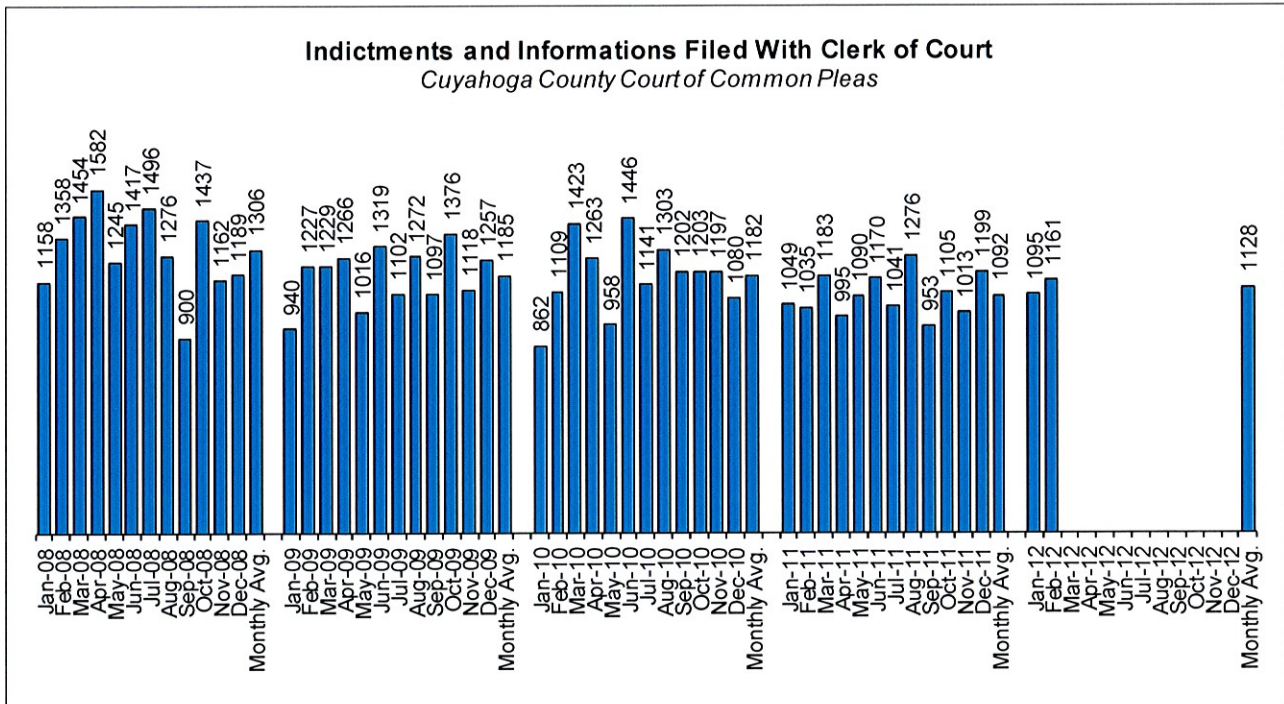
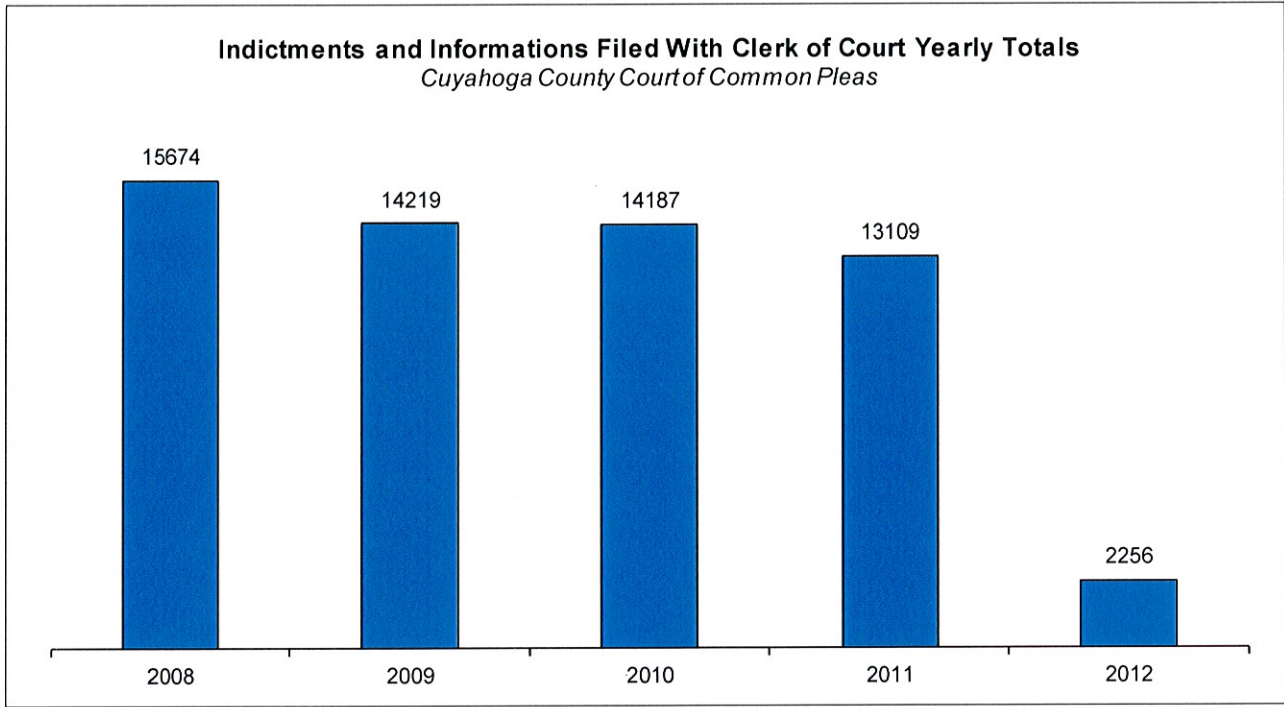
Yearly Average Arrest to Disposition Timeline



CUYAHOGA COUNTY COMMON PLEAS COURT

Indictments and Informations Filed With the Clerk of Courts

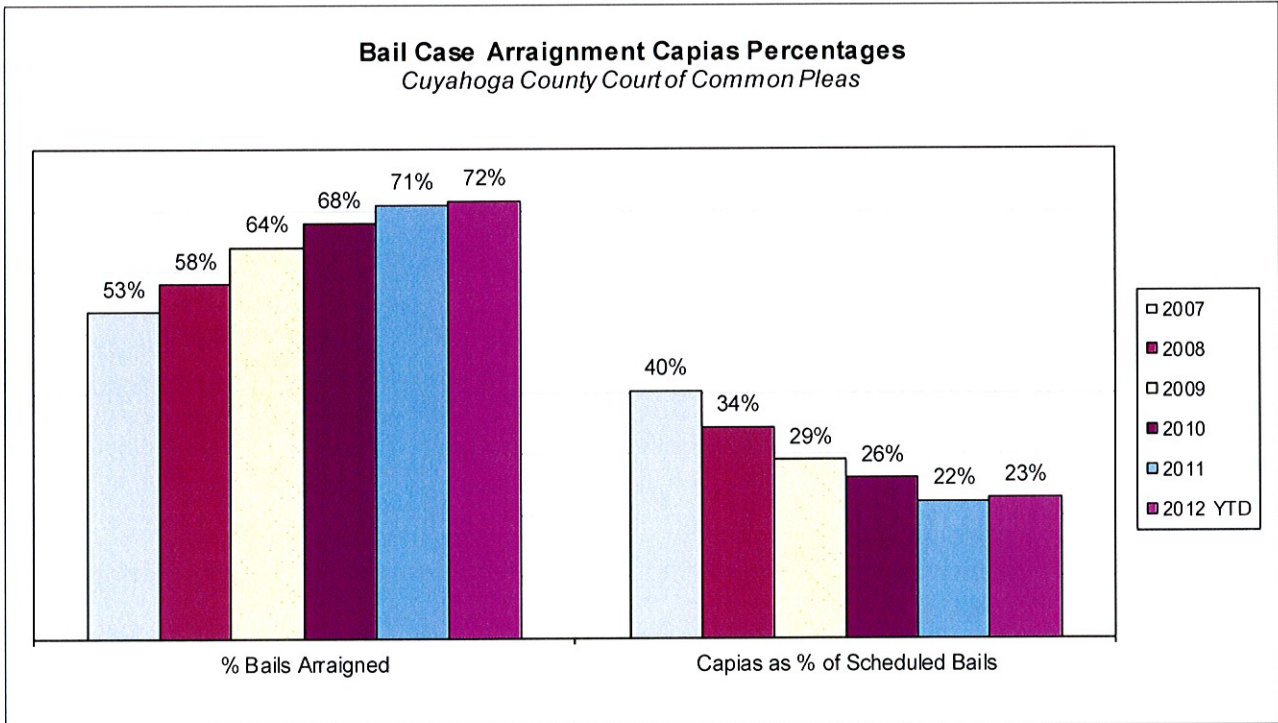
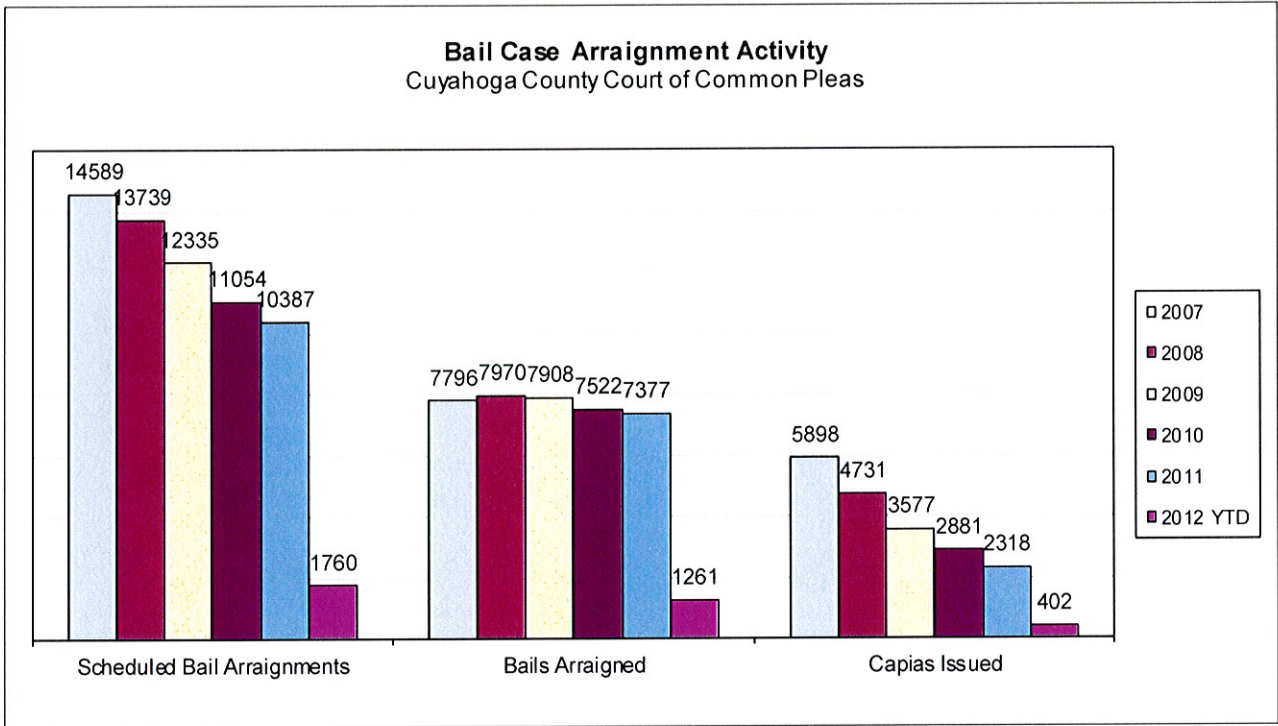
The following charts are reflective of Indictments and Informations filed with the Criminal Clerk of Courts from 2007. The source for this information was the Criminal Clerk's Office.



CUYAHOGA COUNTY COMMON PLEAS COURT

Bail Case Arraignment Activity

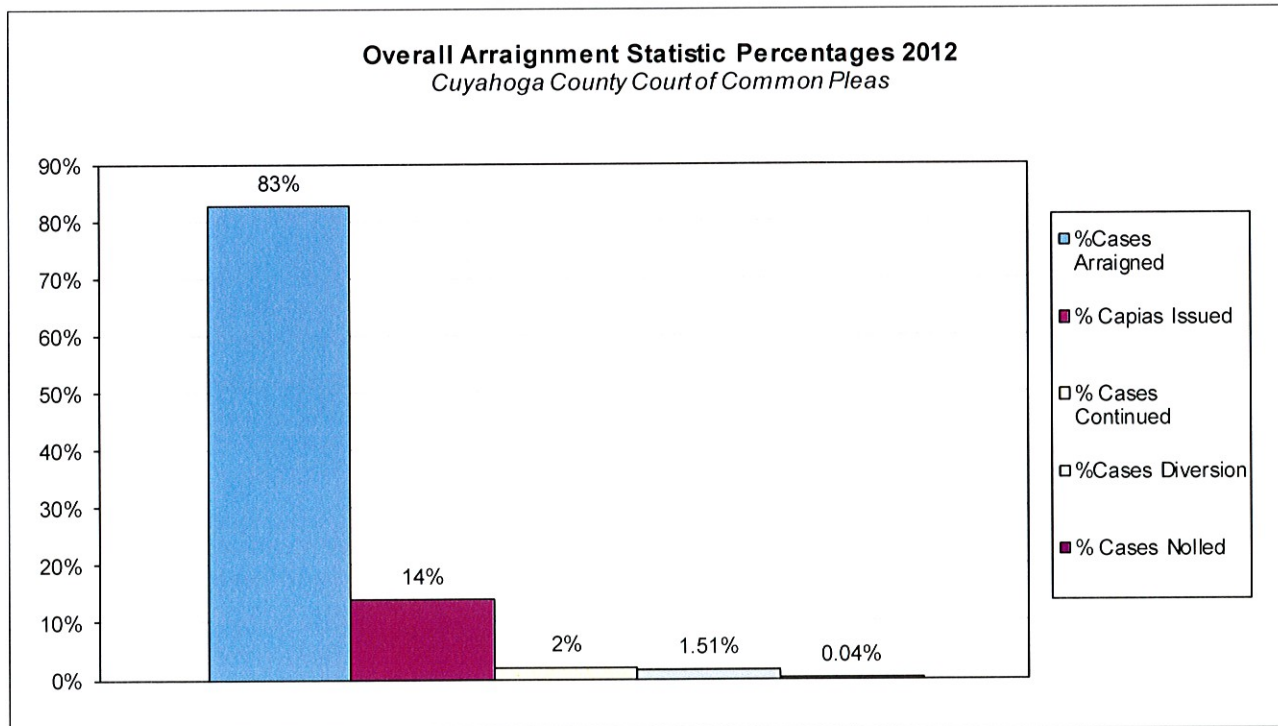
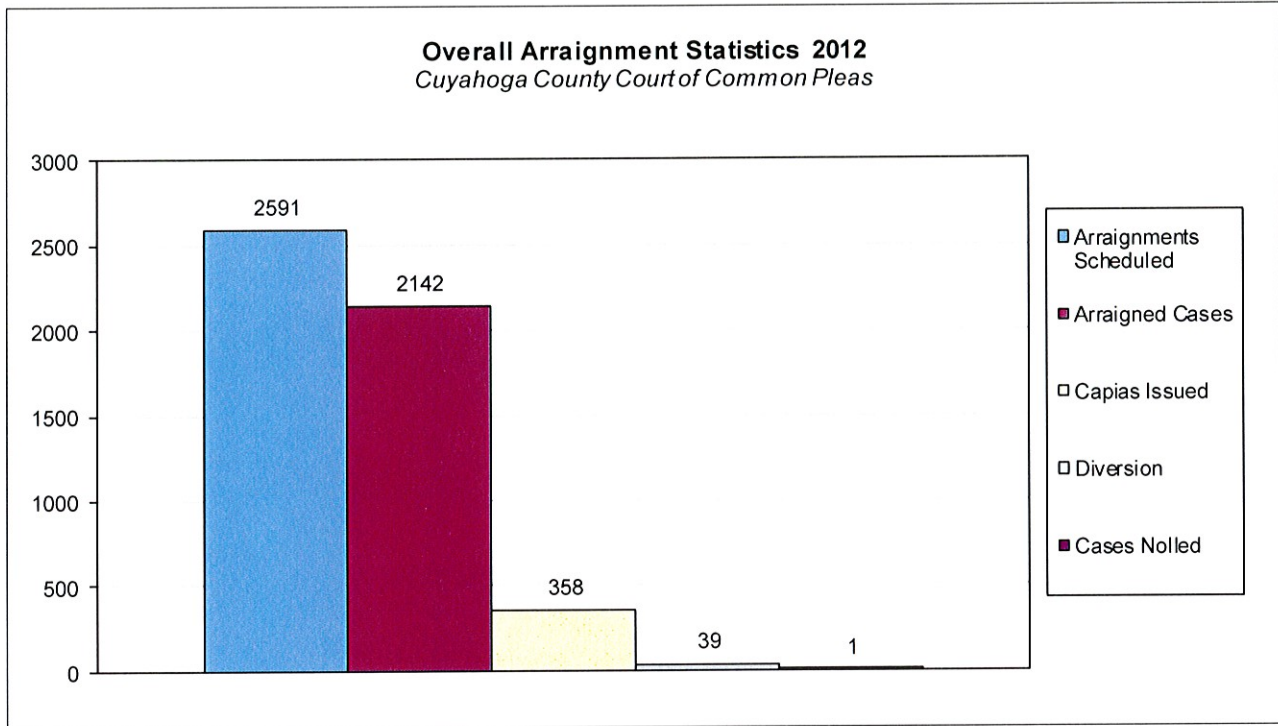
The following charts are reflective of arraignment activity where the defendant was not incarcerated at the time of arraignment. The source for this information was the Criminal Records Department.



CUYAHOGA COUNTY COMMON PLEAS COURT

Overall Arraignment Statistics

The arraignment statistics were provided by the Criminal Records Department. They are provided to give a representation of arraignment activity in the Court in 2012. These statistics include jail and non – jail arraignments.



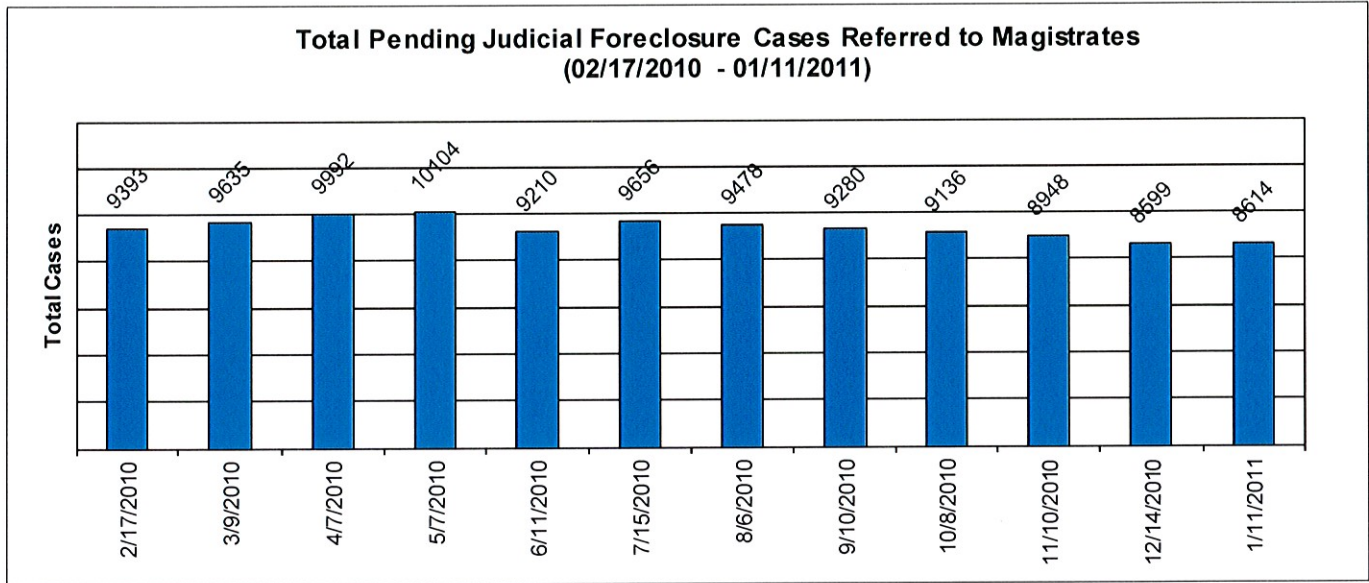
Judicial Foreclosure Statistics¹

¹ For clarification purposes, Foreclosure cases in this report are identified as Judicial Foreclosure filings (filing codes 1460 (Foreclosure Marsh. Of Lien), 1465(Tax Lien), 1466 (Tax Certificate), 1470 (Quiet Title), and 1480 (Partition)). These cases are different from Board of Revision Foreclosures, which are not reported here.

CUYAHOGA COUNTY COMMON PLEAS COURT

Total Pending Judicial Foreclosure Cases Referred to Magistrates (A)

The following chart is a display of the total number of pending Judicial Foreclosure cases referred to the Magistrates on specific dates. The table below shows the number of these cases pending for each year since 1990.

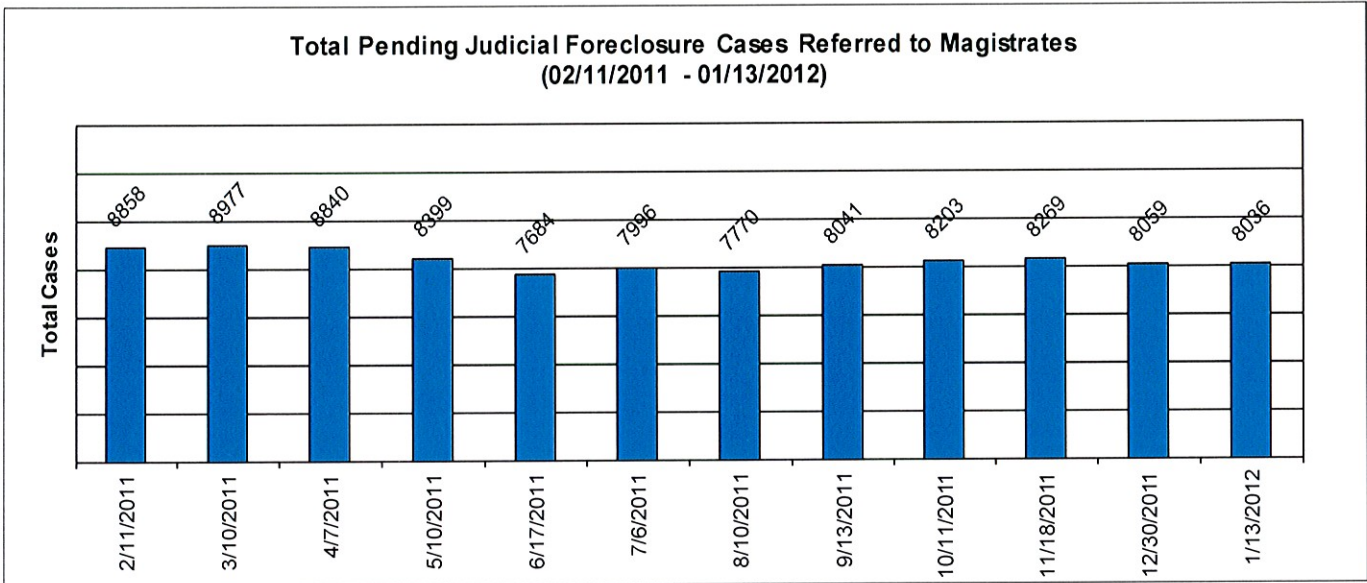


	As of:	2/17/2010	3/9/2010	4/7/2010	5/7/2010	6/11/2010	7/15/2010	8/6/2010	9/10/2010	10/8/2010	11/10/2010	12/14/2010	1/11/2011
Year													
1990		0	0	0	0	0	0	0	0	0	0	0	0
1991		0	0	0	0	0	0	0	0	0	0	0	0
1992		0	0	0	0	0	0	0	0	1	0	1	0
1993		0	0	0	0	0	0	0	0	0	0	0	0
1994		0	0	0	0	0	0	0	0	0	0	0	0
1995		0	0	0	0	0	0	0	0	0	1	0	0
1996		0	0	0	0	0	0	0	0	1	1	1	1
1997		0	0	0	0	0	0	0	0	0	0	0	0
1998		0	0	0	0	0	0	0	0	0	0	0	0
1999		0	0	0	0	0	0	0	0	1	1	0	0
2000		3	3	3	2	2	1	1	1	0	1	0	1
2001		1	1	1	0	0	0	1	0	0	0	0	0
2002		1	0	1	1	1	1	1	1	1	1	1	1
2003		6	7	7	8	8	8	6	5	6	4	4	4
2004		11	12	11	13	11	10	8	9	11	9	9	9
2005		12	13	15	11	9	12	11	9	7	8	8	9
2006		23	22	16	15	13	17	12	15	15	14	12	13
2007		69	65	63	64	61	50	47	43	37	37	33	31
2008		585	511	442	356	308	262	250	215	189	169	148	136
2009		7064	6478	5811	5137	4070	3424	2990	2527	2125	1751	1445	1282
2010		1618	2523	3622	4497	4727	5871	6151	6455	6742	6951	6937	6927
2011													200
Total		9393	9635	9992	10104	9210	9656	9478	9280	9136	8948	8599	8614

CUYAHOGA COUNTY COMMON PLEAS COURT

Total Pending Judicial Foreclosure Cases Referred to Magistrates (B)

The following chart is a display of the total number of pending Judicial Foreclosure cases referred to the Magistrates on specific dates. The table below shows the number of these cases pending from each year since 1990.




	As of:	2/11/2011	3/10/2011	4/7/2011	5/10/2011	6/17/2011	7/6/2011	8/10/2011	9/13/2011	10/11/2011	11/18/2011	12/30/2011	1/13/2012
Year													
1990		0	0	0	0	0	0	0	0	0	0	0	0
1991		0	0	0	0	0	0	0	0	0	0	0	0
1992		0	0	0	0	0	0	0	0	0	0	0	0
1993		0	0	0	0	0	0	0	0	0	0	0	0
1994		0	0	0	0	0	0	0	0	0	0	0	0
1995		0	0	0	0	0	0	0	0	0	0	0	0
1996		1	1	1	1	1	1	0	0	0	0	0	0
1997		0	0	0	0	0	0	0	0	0	0	0	0
1998		0	0	0	0	0	0	0	0	1	1	1	1
1999		0	0	0	0	0	0	0	0	0	0	0	0
2000		1	1	3	2	0	0	0	0	0	0	0	0
2001		0	0	0	0	0	0	0	0	0	0	0	0
2002		1	1	1	4	3	1	11	12	10	10	10	10
2003		4	2	2	2	2	2	2	2	2	2	2	2
2004		6	7	6	6	5	4	3	2	2	2	3	3
2005		9	7	7	6	4	4	5	3	2	2	1	1
2006		10	9	10	9	11	9	12	10	11	8	8	7
2007		29	27	26	24	22	22	20	18	20	20	17	17
2008		120	109	96	82	72	71	59	58	51	46	37	35
2009		1031	912	761	611	481	423	342	303	278	244	196	188
2010		6219	5572	4822	3979	3080	2733	2096	1720	1551	1225	951	896
2011		1427	2329	3105	3673	4003	4726	5220	5913	6275	6709	6833	6556
2012													320
Total		8858	8977	8840	8399	7684	7996	7770	8041	8203	8269	8059	8036

CUYAHOGA COUNTY COMMON PLEAS COURT

Total Pending Judicial Foreclosure Cases Referred to Magistrates (C)

The following chart is a display of the total number of pending Judicial Foreclosure cases referred to the Magistrates on specific dates. The table below shows the number of these cases pending from each year since 1990.

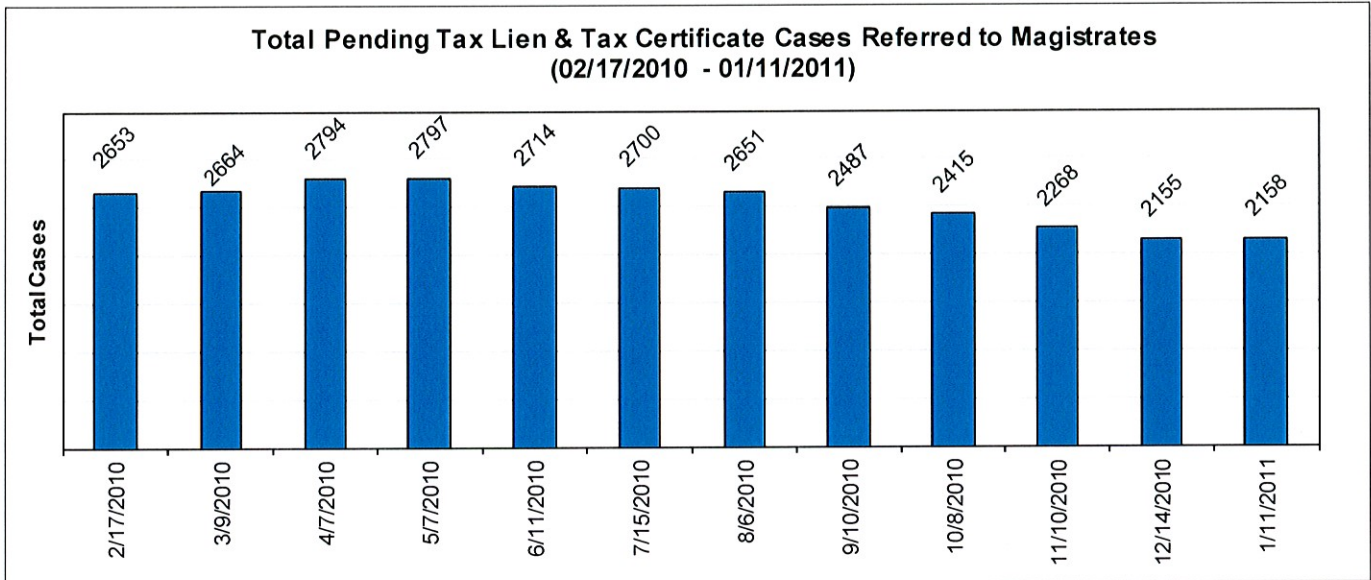


	As of:	2/21/2012	3/14/2012																	
Year																				
1990		0	0																	
1991		0	0																	
1992		0	0																	
1993		0	0																	
1994		0	0																	
1995		0	0																	
1996		0	0																	
1997		0	0																	
1998		0	0																	
1999		0	0																	
2000		0	0																	
2001		0	0																	
2002		10	10																	
2003		2	2																	
2004		3	3																	
2005		0	0																	
2006		8	8																	
2007		16	17																	
2008		28	30																	
2009		165	155																	
2010		742	661																	
2011		5528	4981																	
2012		1471	2102																	
Total		7973	7969																	

CUYAHOGA COUNTY COMMON PLEAS COURT

Total Pending Tax Lien & Certificate Cases Referred to Magistrates (A)

The following chart is a display of the number of pending tax Judicial Foreclosure cases referred to the Magistrates on specific dates. The table below shows the number of pending tax Judicial Foreclosure cases in each year since 1990.




	As of:	2/17/2010	3/9/2010	4/7/2010	5/7/2010	6/11/2010	7/15/2010	8/6/2010	9/10/2010	10/8/2010	11/10/2010	12/14/2010	1/11/2011
Year													
1990		0	0	0	0	0	0	0	0	0	0	0	0
1991		0	0	0	0	0	0	0	0	0	0	0	0
1992		0	0	0	0	0	0	0	0	0	0	0	0
1993		0	0	0	0	0	0	0	0	0	0	0	0
1994		0	0	0	0	0	0	0	0	0	0	0	0
1995		0	0	0	0	0	0	0	0	0	0	0	0
1996		0	0	0	0	0	0	0	0	0	0	0	0
1997		0	0	0	0	0	0	0	0	0	0	0	0
1998		0	0	0	0	0	0	0	0	0	0	0	0
1999		0	0	0	0	0	0	0	0	0	0	0	0
2000		1	1	1	1	1	1	1	1	0	0	0	0
2001		1	1	1	0	0	0	0	0	0	0	0	0
2002		0	0	0	1	0	0	0	0	0	0	0	0
2003		1	1	1	1	1	1	1	0	1	0	0	0
2004		4	3	3	3	3	3	3	3	3	3	3	3
2005		2	2	2	2	1	2	2	2	2	2	3	4
2006		3	3	3	4	2	4	4	4	4	5	4	6
2007		12	10	10	11	10	8	8	8	6	6	5	5
2008		186	156	133	107	91	82	77	63	55	51	45	41
2009		2267	2145	2054	1924	1750	1558	1422	1246	1102	908	753	674
2010		176	342	586	743	855	1041	1133	1160	1242	1293	1342	1425
Total		2653	2664	2794	2797	2714	2700	2651	2487	2415	2268	2155	2158

CUYAHOGA COUNTY COMMON PLEAS COURT

Total Pending Tax Lien & Certificate Cases Referred to Magistrates (B)

The following chart is a display of the number of pending tax Judicial Foreclosure cases referred to the Magistrates on specific dates. The table below shows the number of pending tax Judicial Foreclosure cases in each year since 1990.




	As of:	2/11/2011	3/10/2011	4/7/2011	5/10/2011	6/17/2011	7/7/2011	8/10/2011	9/13/2011	10/11/2011	11/18/2011	12/30/2011	1/13/2012
Year													
1990		0	0	0	0	0	0	0	0	0	0	0	0
1991		0	0	0	0	0	0	0	0	0	0	0	0
1992		0	0	0	0	0	0	0	0	0	0	0	0
1993		0	0	0	0	0	0	0	0	0	0	0	0
1994		0	0	0	0	0	0	0	0	0	0	0	0
1995		0	0	0	0	0	0	0	0	0	0	0	0
1996		0	0	0	0	0	0	0	0	0	0	0	0
1997		0	0	0	0	0	0	0	0	0	0	0	0
1998		0	0	0	0	0	0	0	0	1	1	1	1
1999		0	0	0	0	0	0	0	0	0	0	0	0
2000		0	0	0	0	0	0	0	0	0	0	0	0
2001		0	0	0	0	0	0	0	0	0	0	0	0
2002		0	0	0	0	1	0	0	1	0	0	0	0
2003		0	0	0	0	0	0	0	0	0	0	0	0
2004		3	4	3	3	3	3	2	1	1	1	1	1
2005		4	4	4	4	3	4	3	2	1	0	0	0
2006		3	3	2	2	2	2	3	3	3	2	2	1
2007		5	5	6	6	6	5	5	4	5	5	3	4
2008		35	31	30	26	20	19	15	14	14	10	10	10
2009		507	441	364	294	208	181	144	129	121	113	97	95
2010		1297	1193	1040	874	668	592	425	351	315	261	211	197
2011		403	764	818	898	973	984	1004	1209	1224	1245	1223	1206
2012													91
Total		2257	2445	2267	1209	1884	1790	1601	1714	1685	1638	1548	1606

CUYAHOGA COUNTY COMMON PLEAS COURT

Total Pending Tax Lien & Certificate Cases Referred to Magistrates (C)

The following chart is a display of the number of pending tax Judicial Foreclosure cases referred to the Magistrates on specific dates. The table below shows the number of pending tax Judicial Foreclosure cases in each year since 1990.

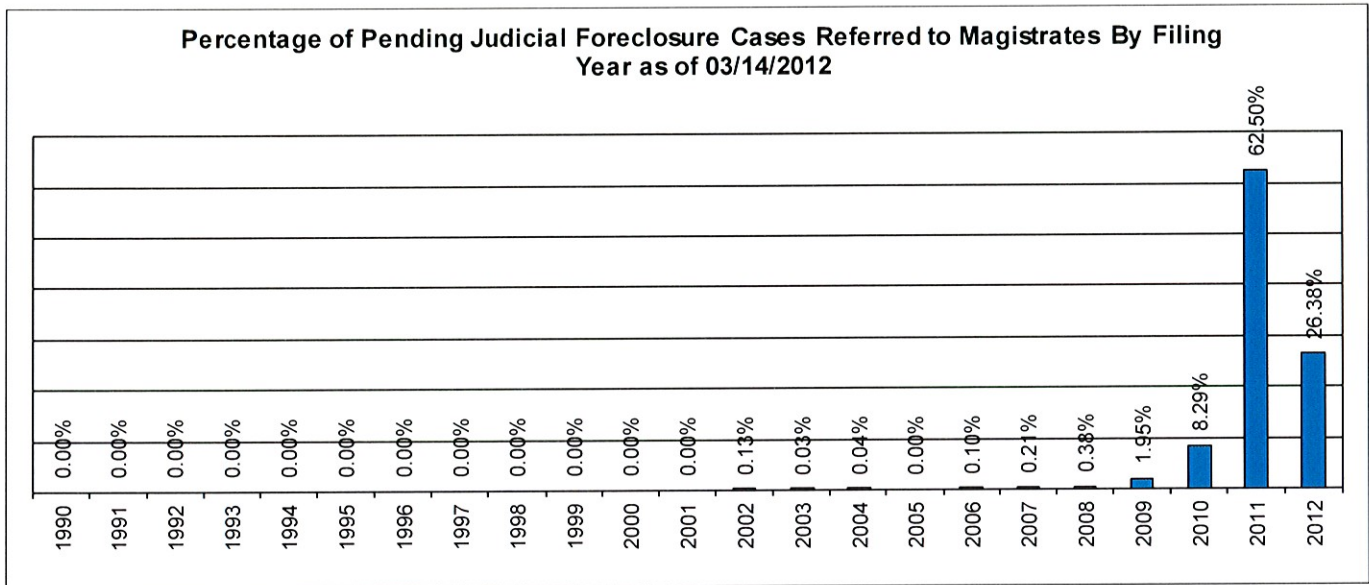


	As of:	2/21/2012	3/14/2012																	
Year																				
1990		0	0																	
1991		0	0																	
1992		0	0																	
1993		0	0																	
1994		0	0																	
1995		0	0																	
1996		0	0																	
1997		0	0																	
1998		0	0																	
1999		0	0																	
2000		0	0																	
2001		0	0																	
2002		0	0																	
2003		0	0																	
2004		0	1																	
2005		1	0																	
2006		1	1																	
2007		5	5																	
2008		5	5																	
2009		80	79																	
2010		157	141																	
2011		957	888																	
2012		320	365																	
Total		1526	1485																	

CUYAHOGA COUNTY COMMON PLEAS COURT

Percentage of Pending Judicial Foreclosure Cases By Filing Year

The following chart is a representation of the total number of pending Judicial Foreclosure cases by filing year expressed as a percentage on a specific date. The table below is the supporting data for this chart.

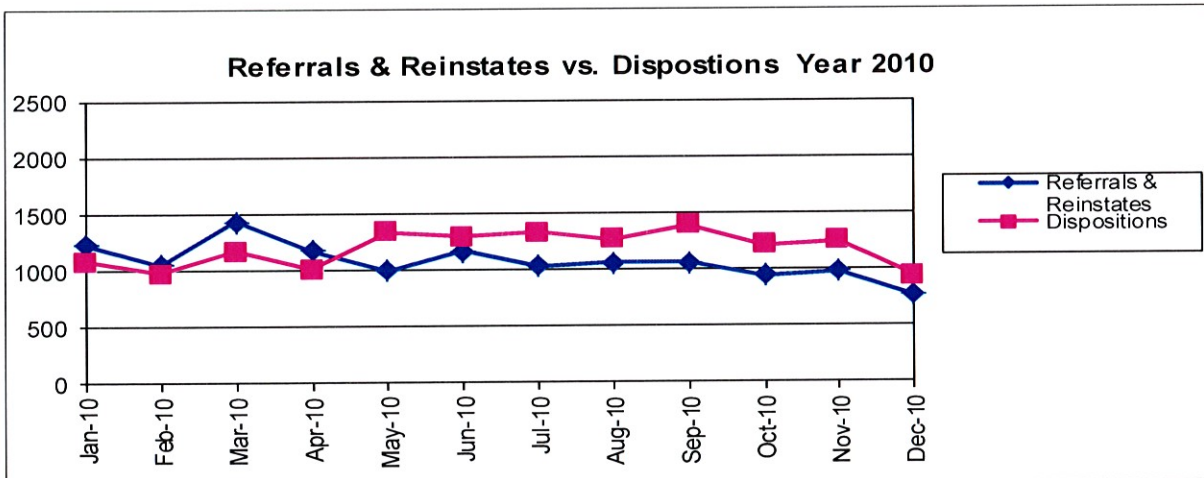
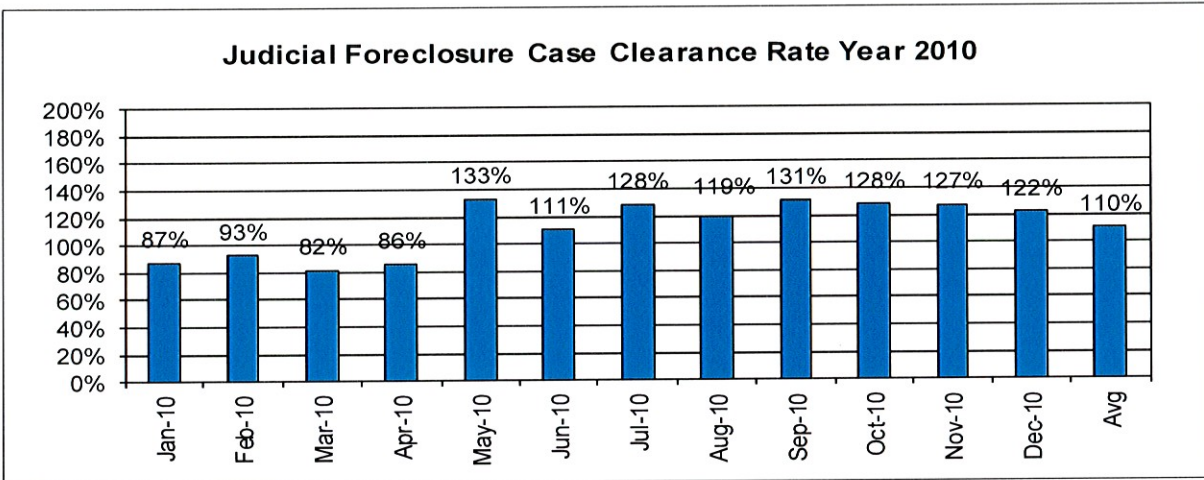


Year	As of:	3/14/2012	% of Total
1990		0	0.00%
1991		0	0.00%
1992		0	0.00%
1993		0	0.00%
1994		0	0.00%
1995		0	0.00%
1996		0	0.00%
1997		0	0.00%
1998		0	0.00%
1999		0	0.00%
2000		0	0.00%
2001		0	0.00%
2002		10	0.13%
2003		2	0.03%
2004		3	0.04%
2005		0	0.00%
2006		8	0.10%
2007		17	0.21%
2008		30	0.38%
2009		155	1.95%
2010		661	8.29%
2011		4981	62.50%
2012		2102	26.38%
Total		7969	100.00%

CUYAHOGA COUNTY COMMON PLEAS COURT

Judicial Foreclosure Clearance Rate Year 2010

The Clearance Rate is the number of outgoing cases as a percentage of the number of incoming cases. Clearance rate measures whether the court is keeping up with its incoming caseload. If cases are not disposed in a timely manner, a backlog of cases awaiting disposition will grow. A Clearance Rate of 100% indicates that at least as many cases as have been filed, reopened, or reactivated in a period have been disposed.

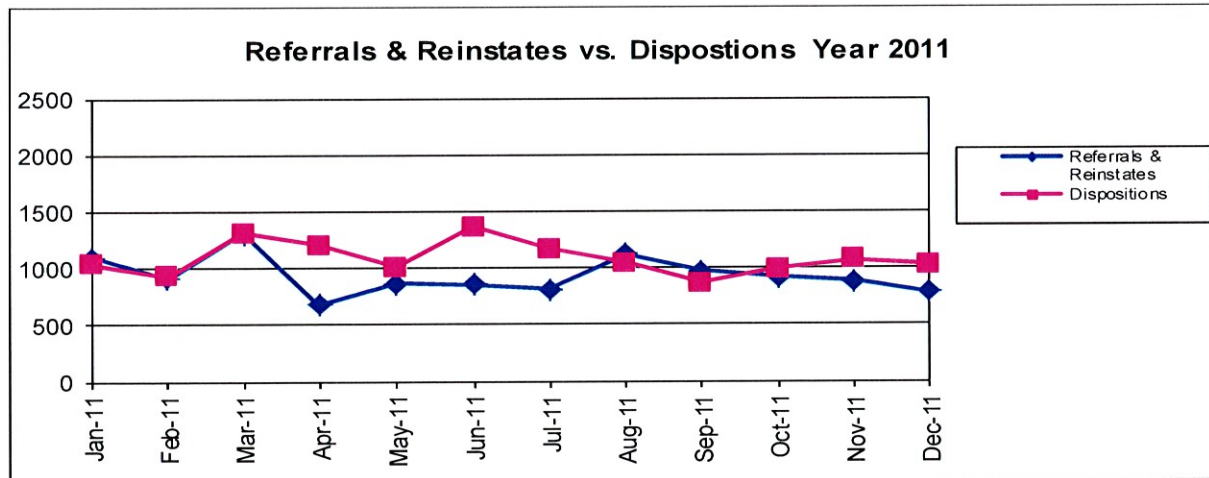
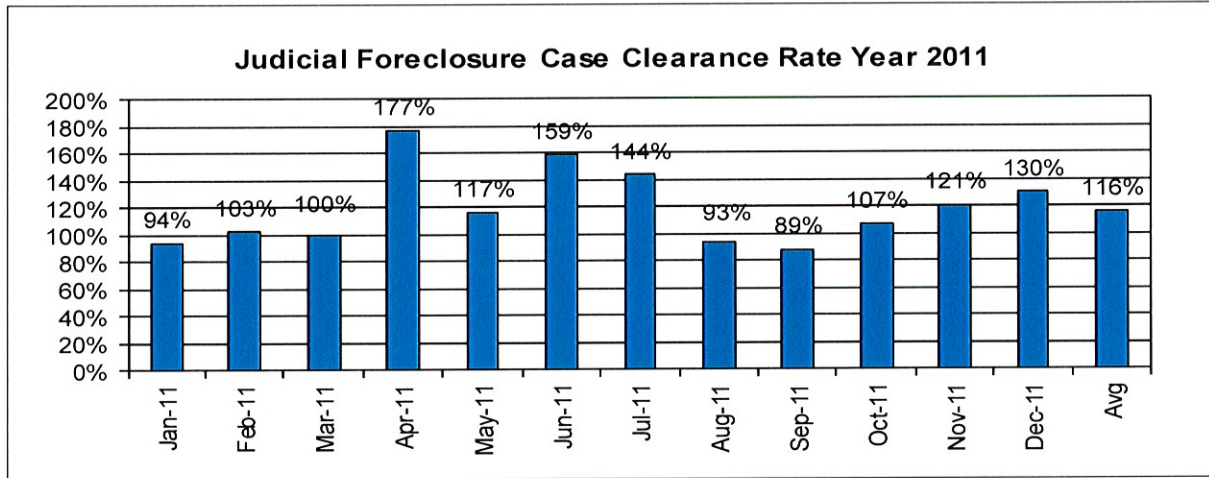


	Referrals & Reinstates	Dispositions	Clearance Rate
Jan-10	1231	1077	87%
Feb-10	1047	970	93%
Mar-10	1434	1170	82%
Apr-10	1177	1010	86%
May-10	999	1331	133%
Jun-10	1170	1295	111%
Jul-10	1029	1322	128%
Aug-10	1058	1262	119%
Sep-10	1060	1391	131%
Oct-10	948	1211	128%
Nov-10	978	1244	127%
Dec-10	768	935	122%
Avg	1075	1185	110%
Total	12899	14218	

CUYAHOGA COUNTY COMMON PLEAS COURT

Judicial Foreclosure Clearance Rate Year 2011

The Clearance Rate is the number of outgoing cases as a percentage of the number of incoming cases. Clearance rate measures whether the court is keeping up with its incoming caseload. If cases are not disposed in a timely manner, a backlog of cases awaiting disposition will grow. A Clearance Rate of 100% indicates that at least as many cases as have been filed, reopened, or reactivated in a period have been disposed.





	Referrals & Reinstates	Dispositions	Clearance Rate
Jan-11	1099	1037	94%
Feb-11	906	930	103%
Mar-11	1309	1304	100%
Apr-11	677	1199	177%
May-11	866	1009	117%
Jun-11	856	1360	159%
Jul-11	814	1170	144%
Aug-11	1122	1046	93%
Sep-11	972	862	89%
Oct-11	919	986	107%
Nov-11	884	1071	121%
Dec-11	787	1027	130%
Avg	934	1083	116%
Total	11211	13001	

CUYAHOGA COUNTY COMMON PLEAS COURT

Judicial Foreclosure Clearance Rate Year 2012

The Clearance Rate is the number of outgoing cases as a percentage of the number of incoming cases. Clearance rate measures whether the court is keeping up with its incoming caseload. If cases are not disposed in a timely manner, a backlog of cases awaiting disposition will grow. A Clearance Rate of 100% indicates that at least as many cases as have been filed, reopened, or reactivated in a period have been disposed.

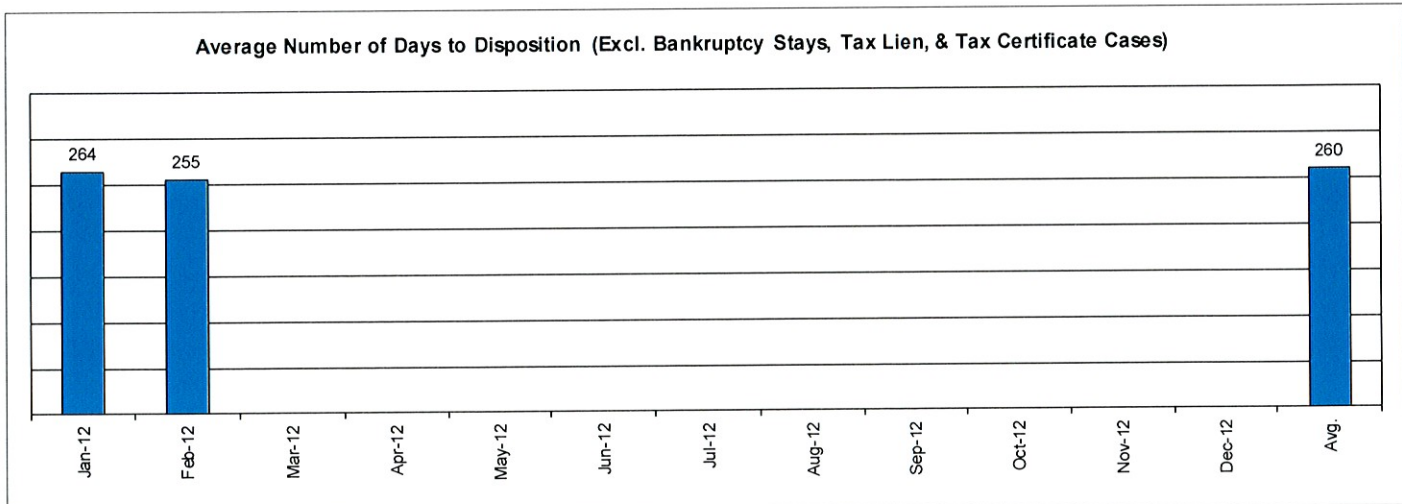
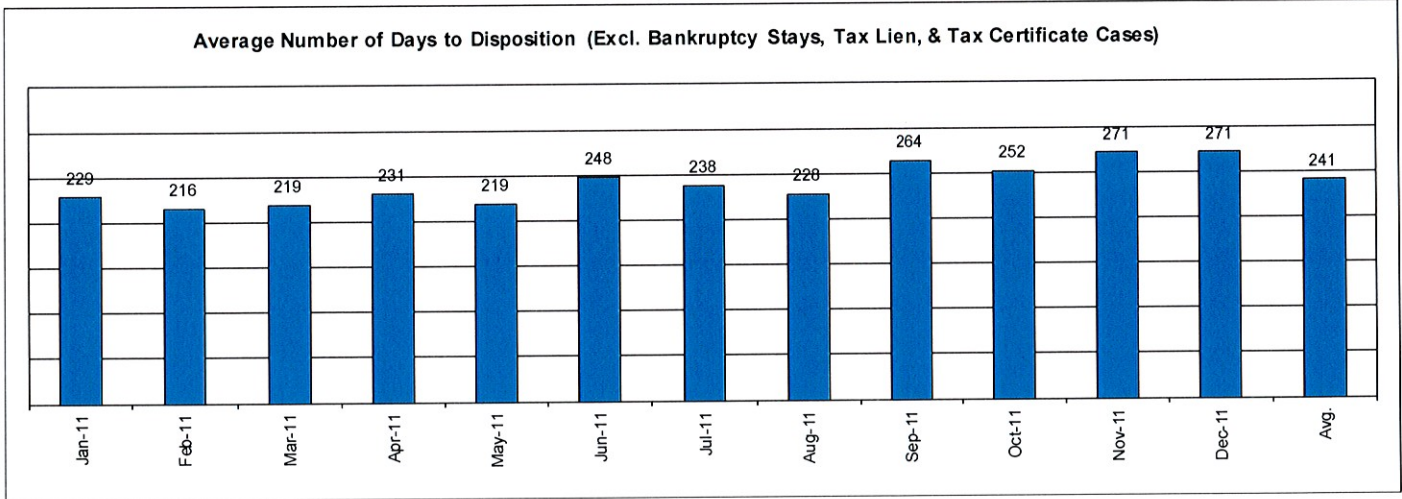
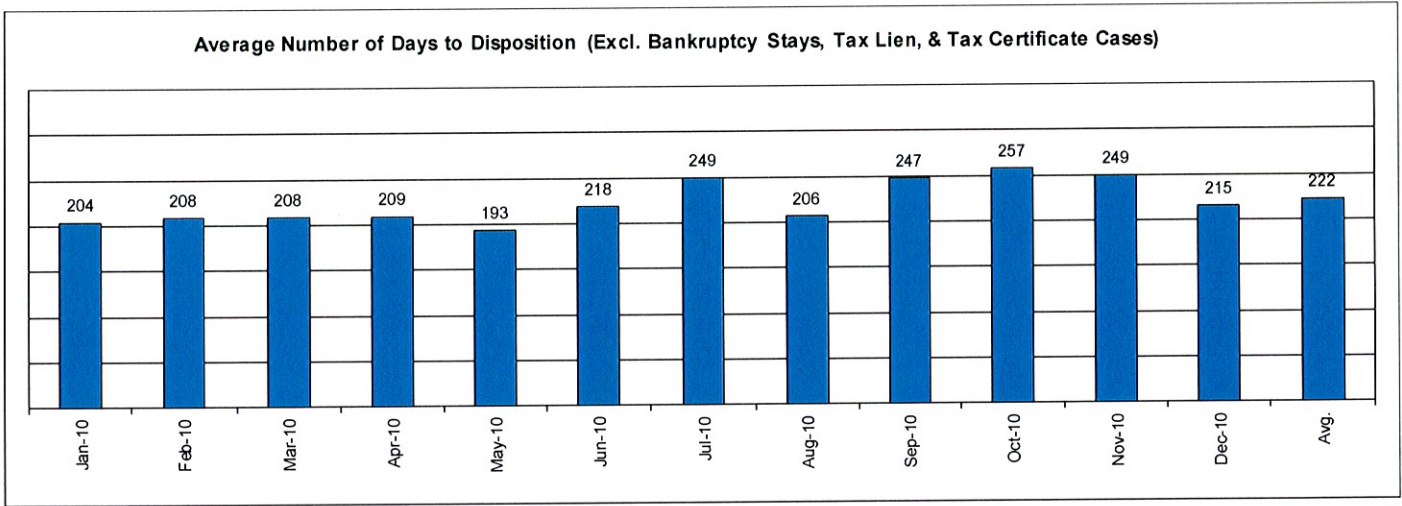


	Referrals & Reinstates	Dispositions	Clearance Rate
Jan-12	995	1051	106%
Feb-12	874	1068	122%
Mar-12			
Apr-12			
May-12			
Jun-12			
Jul-12			
Aug-12			
Sep-12			
Oct-12			
Nov-12			
Dec-12			
Avg			113%
Total	1869	2119	

CUYAHOGA COUNTY COMMON PLEAS COURT

Avg. Number of Days to Disp. (Excl. Bank. Stays & Tax Lien & Tax Cert.)

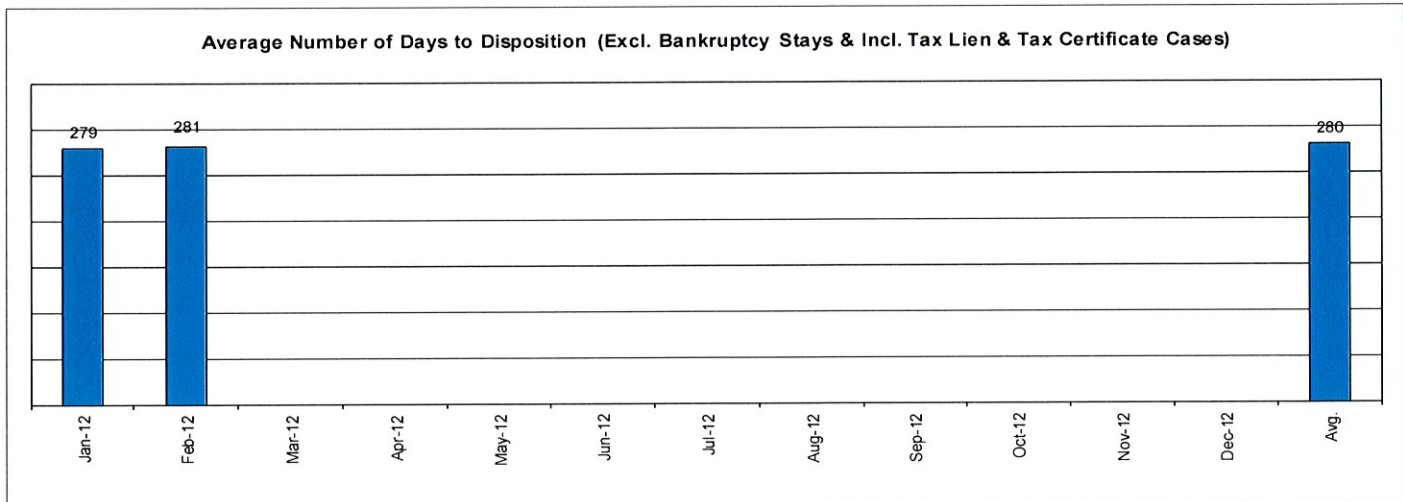
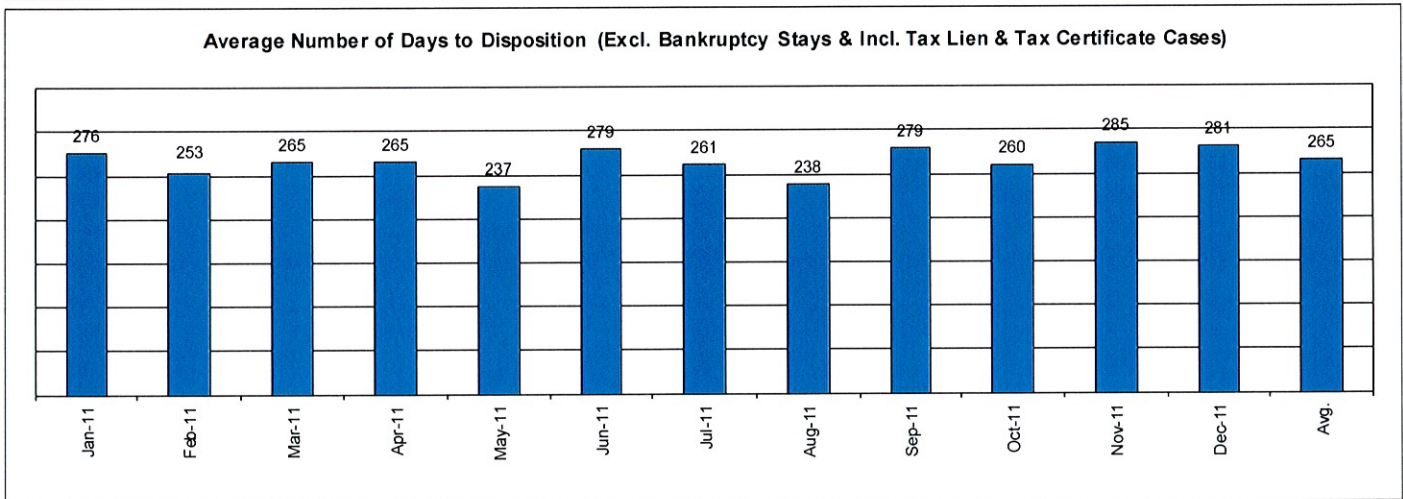
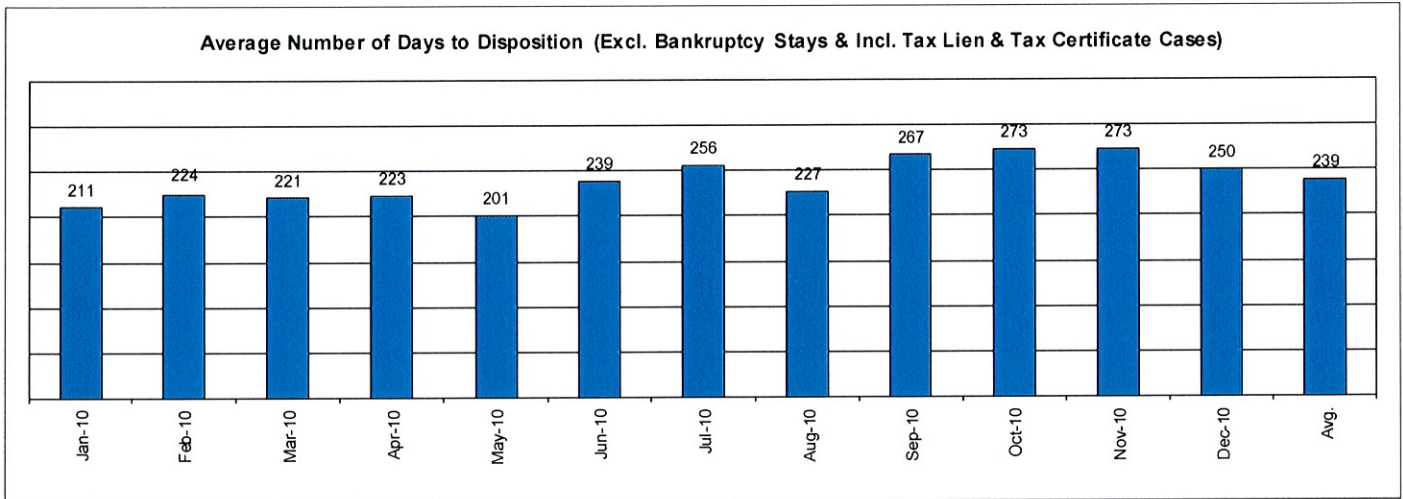
The average number of days to disposition is the number of days from filing to a final disposition entry being filed with the Clerk of Court. The data sample is based on all judicial foreclosure cases terminated by decree or dismissal (cases terminated by bankruptcy are not included) in a month. Each case is examined to determine the number of days between filing and termination with the periods that a case may have been in bankruptcy subtracted. Adding the total days of all of the cases minus bankruptcy periods and dividing by the total number of cases calculates the average. In the following chart, tax judicial foreclosure cases are excluded.



CUYAHOGA COUNTY COMMON PLEAS COURT

Avg. Number of Days to Disp. (Excl. Bank. Stays & Incl. Tax Lien & Tax Cert.)

The average number of days to disposition is the number of days from filing to a final disposition entry being filed with the Clerk of Court. The data sample is based on all Judicial Foreclosure cases terminated by decree or dismissal (cases terminated by bankruptcy are not included) in a month. Each case is examined to determine the number of days between filing and termination with the periods that a case may have been in bankruptcy subtracted. Adding the total days of all of the cases minus bankruptcy periods and dividing by the total number of cases calculates the average. In the following chart, all types of Judicial Foreclosure cases are included.

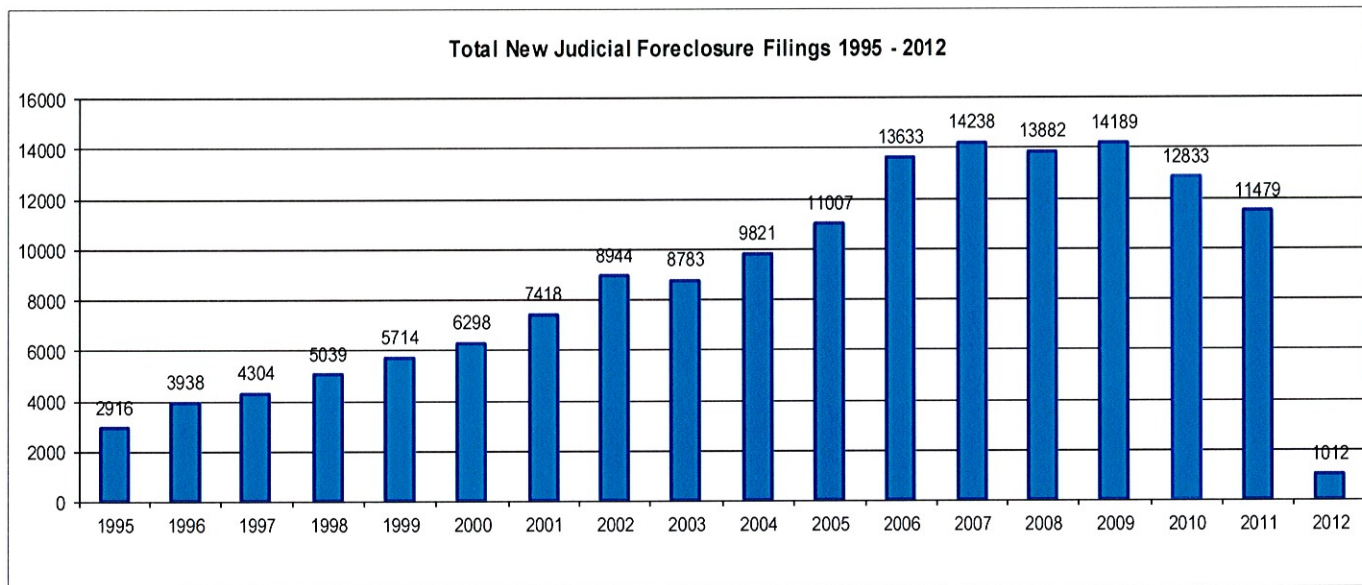


CUYAHOGA COUNTY COMMON PLEAS COURT

Total New Judicial Foreclosure Filings

The following charts are provided as a historical view of new judicial foreclosure filings.

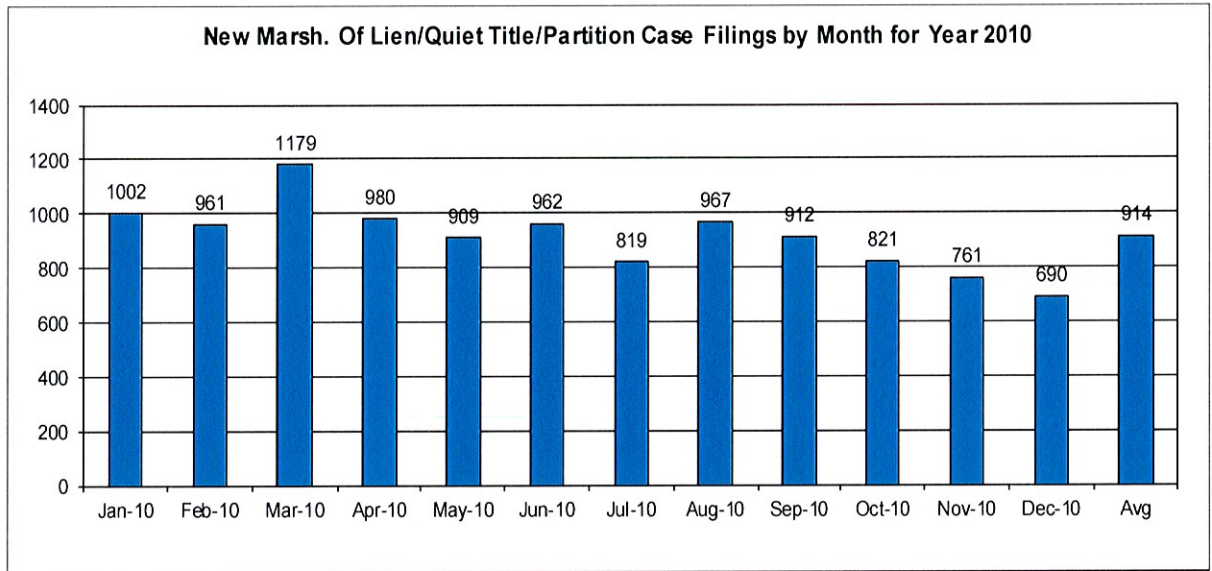
1. Total New Judicial Foreclosure Filings from 1995 – 2012 by year
2. Total New Marsh of Lien/Quiet Title/Partition Filings from 2010 – 2012 by month
3. Total New Tax Lien & Tax Certificate Filings for 2010 – 2012 by month
4. Total New Judicial Foreclosure Filings from 2010 – 2012 by month



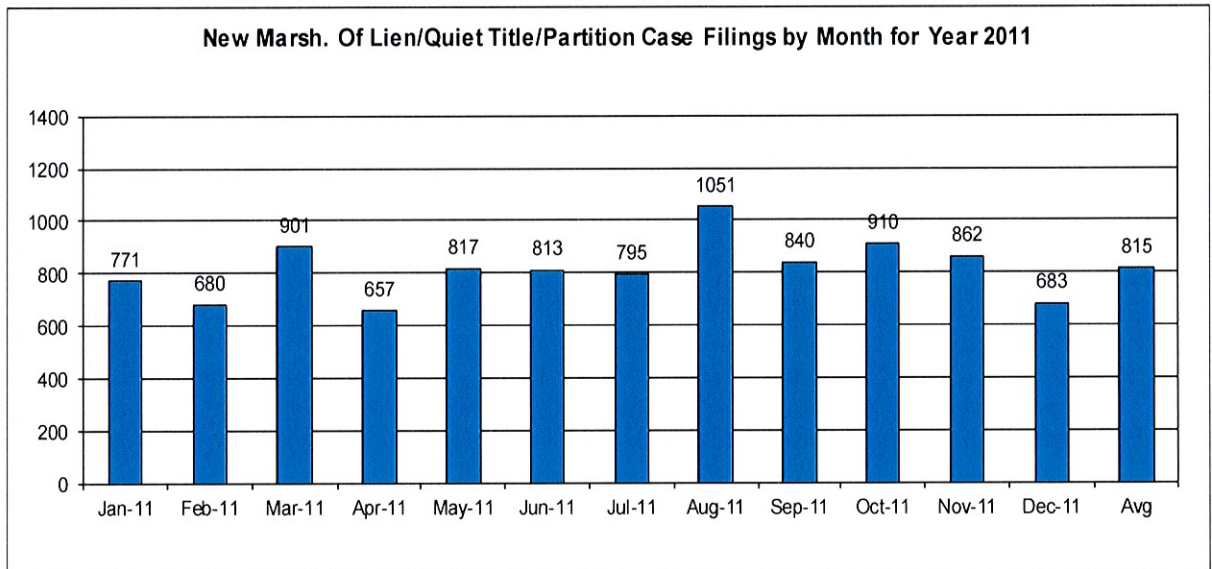
CUYAHOGA COUNTY COMMON PLEAS COURT

New Marsh of Lien/Quiet Title/Partition Case Filings by Month for Years 2010 – 2012 YTD

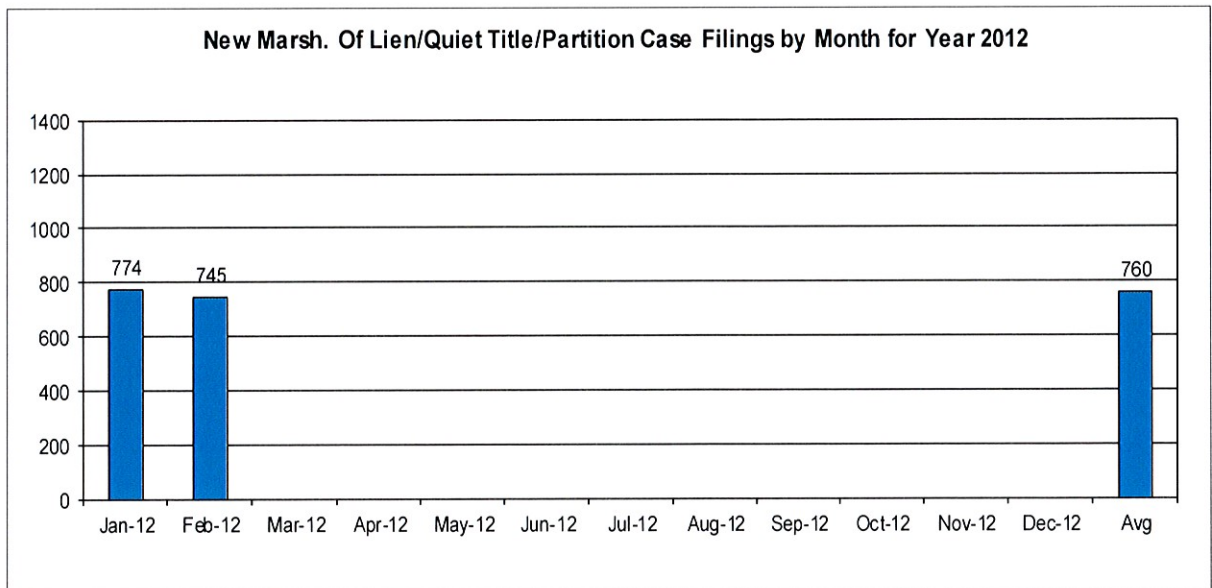
Month	# Filings
Jan-10	1002
Feb-10	961
Mar-10	1179
Apr-10	980
May-10	909
Jun-10	962
Jul-10	819
Aug-10	967
Sep-10	912
Oct-10	821
Nov-10	761
Dec-10	690
Avg	914
Total	10963



Month	# Filings
Jan-11	771
Feb-11	680
Mar-11	901
Apr-11	657
May-11	817
Jun-11	813
Jul-11	795
Aug-11	1051
Sep-11	840
Oct-11	910
Nov-11	862
Dec-11	683
Avg	815
Total	9780



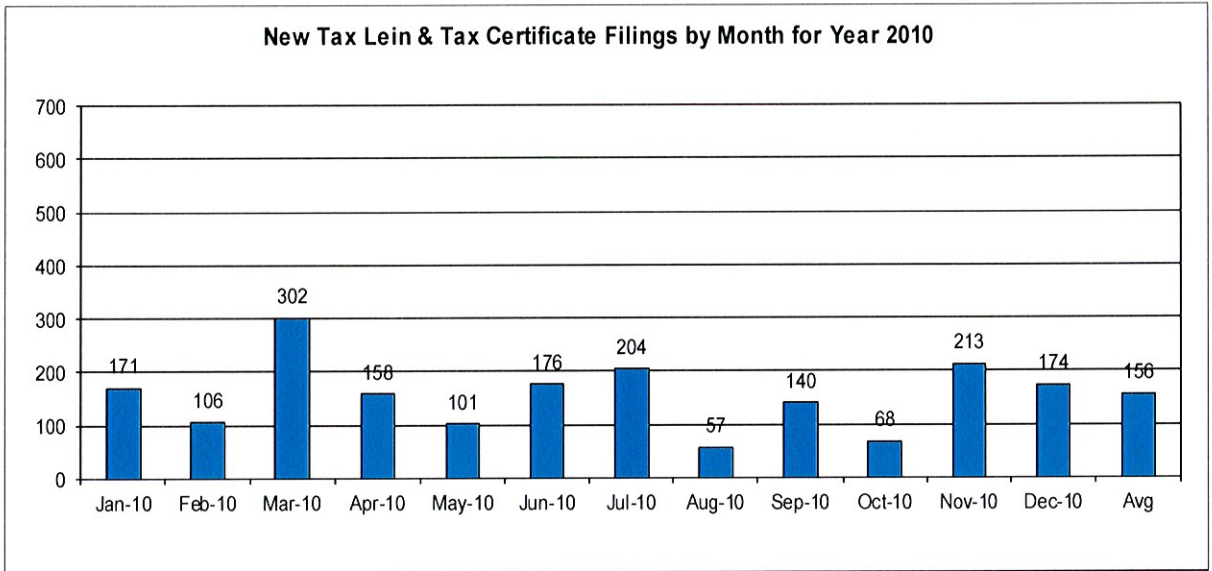
Month	# Filings
Jan-12	774
Feb-12	745
Mar-12	
Apr-12	
May-12	
Jun-12	
Jul-12	
Aug-12	
Sep-12	
Oct-12	
Nov-12	
Dec-12	
Avg	760
Total	1519



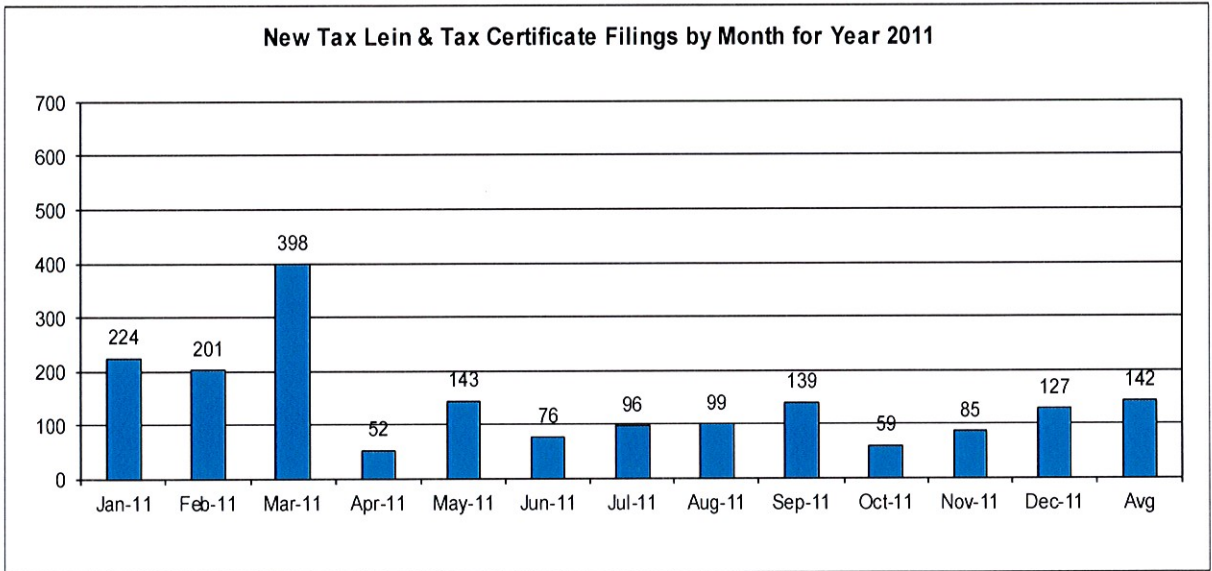
CUYAHOGA COUNTY COMMON PLEAS COURT

New Tax Lien & Certificate Filings by Month for Years 2010 – 2012 YTD


Month	# Filings
Jan-10	171
Feb-10	106
Mar-10	302
Apr-10	158
May-10	101
Jun-10	176
Jul-10	204
Aug-10	57
Sep-10	140
Oct-10	68
Nov-10	213
Dec-10	174
Avg	156
Total	1870



Month	# Filings
Jan-11	224
Feb-11	201
Mar-11	398
Apr-11	52
May-11	143
Jun-11	76
Jul-11	96
Aug-11	99
Sep-11	139
Oct-11	59
Nov-11	85
Dec-11	127
Avg	142
Total	1699



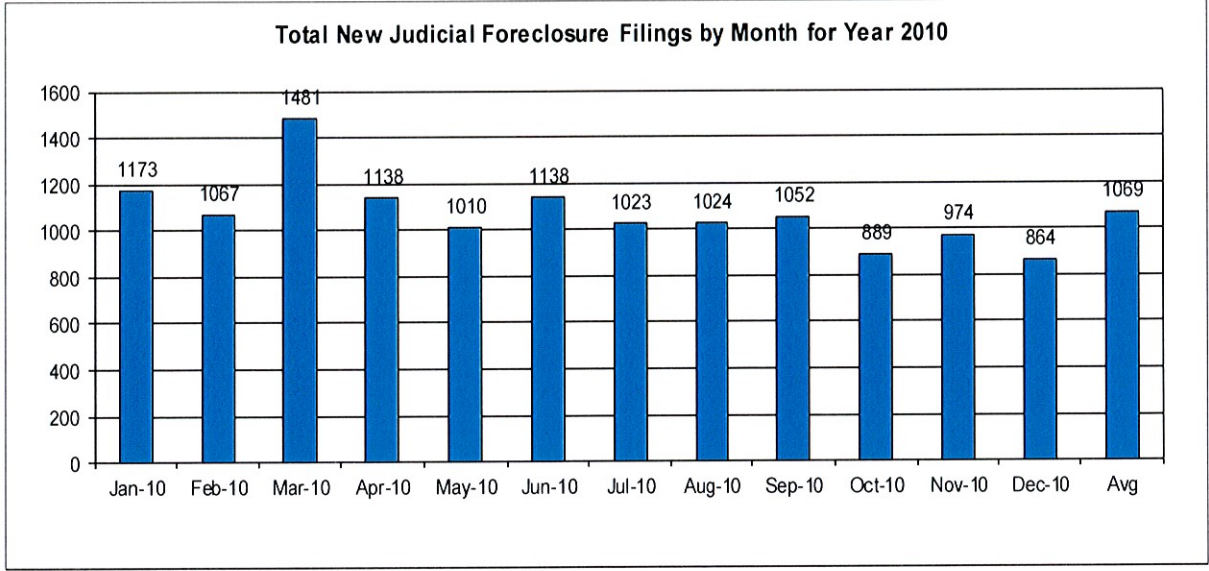
Month	# Filings
Jan-12	238
Feb-12	110
Mar-12	
Apr-12	
May-12	
Jun-12	
Jul-12	
Aug-12	
Sep-12	
Oct-12	
Nov-12	
Dec-12	
Avg	174
Total	348



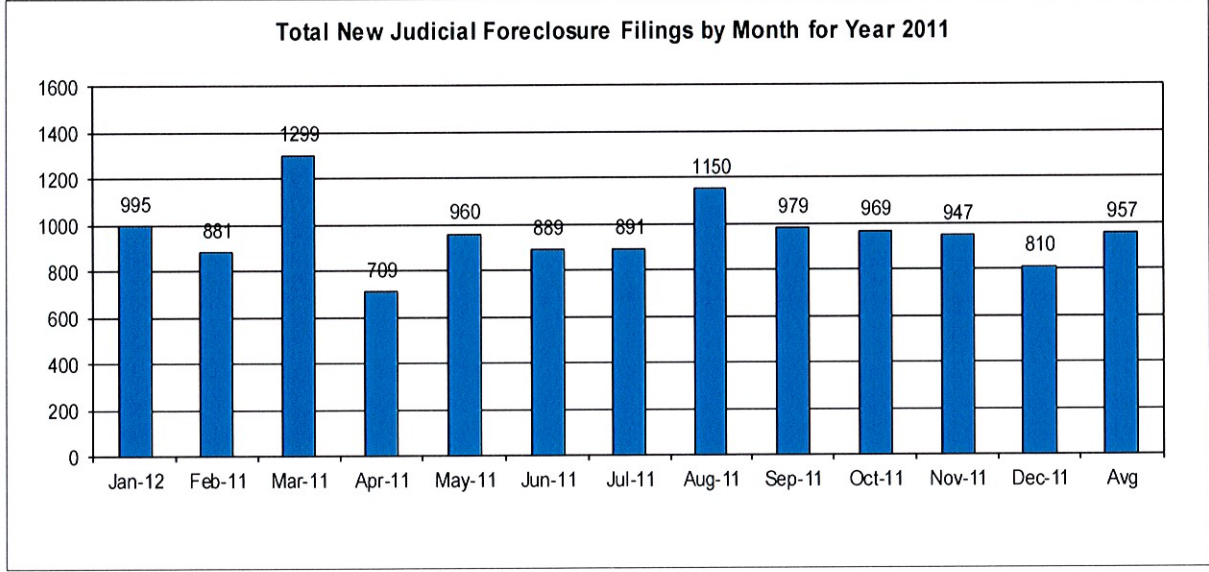
CUYAHOGA COUNTY COMMON PLEAS COURT

Total New Judicial Foreclosure Filings by Month for Year 2010 – 2012 YTD

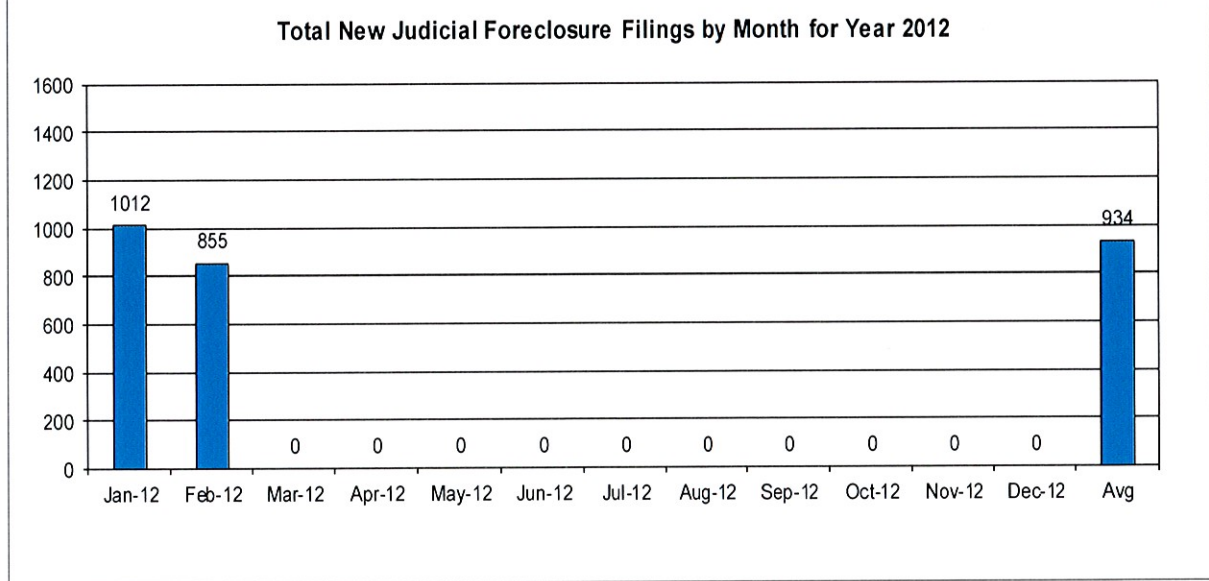
Month	# Filings
Jan-10	1173
Feb-10	1067
Mar-10	1481
Apr-10	1138
May-10	1010
Jun-10	1138
Jul-10	1023
Aug-10	1024
Sep-10	1052
Oct-10	889
Nov-10	974
Dec-10	864
Avg	1069
Total	12833



Month	# Filings
Jan-11	995
Feb-11	881
Mar-11	1299
Apr-11	709
May-11	960
Jun-11	889
Jul-11	891
Aug-11	1150
Sep-11	979
Oct-11	969
Nov-11	947
Dec-11	810
Avg	957
Total	11479



Month	# Filings
Jan-12	1012
Feb-12	855
Mar-12	
Apr-12	
May-12	
Jun-12	
Jul-12	
Aug-12	
Sep-12	
Oct-12	
Nov-12	
Dec-12	
Avg	934
Total	1867



Magistrate's Monthly Reports

The Magistrates' Monthly Report consists of 5 reports. Below is a description of each.

Magistrate's Monthly Supplemental Journal Entry Report (R415)

Retrieves total number of supplemental entries and Decrees of Confirmation of Sheriff's sale created during a specific period. A supplemental entry is any journal created by a magistrate, which does not close out a case. For example, any magistrate's order (MG) setting a hearing, any journal entry (JE) ruling on a motion, journals confirming Sheriff's sales, etc.).

Magistrate's Full Disposition Count by Magistrate Report (R413)

Retrieves total number of cases disposed of during a specific period. The dispositions are grouped by Magistrate and then broken down by the type of disposition (i. e. Default, Dismissed with Prejudice, Dismissed without Prejudice, etc.) This report can be printed three different ways. Including tax cases (Full Dispositions), excluding tax cases (Non-Tax Dispositions), and Tax cases only (Tax Dispositions).

Magistrate's Monthly Cases Referred/Reinstated Report (R418)

Retrieves newly filed cases referred to the Magistrates Dept. and cases previously disposed by the Magistrates Dept. that are reinstated and re-referred to the magistrates. The cases are separated by Tax (filing code 1465; Tax Judicial Foreclosure & 1466; Tax Certificate Judicial Foreclosure) and Non-Tax (1460; Judicial Foreclosure Marsh. Of Lien, 1480; Partition, 1470; Quiet Title, misc. (i. e. 1391; Contract Other, etc.).

Magistrate's Monthly Hearing Totals Report (R3146)

Retrieves total number of hearings held during one month. The hearings are grouped by Magistrate and then broken down by what type hearing was held (i. e. Default, Pretrial, etc.).

Magistrate's Monthly Case Load Report (R3147)

Retrieves individual caseload totals for individual magistrates during a specific period. The cases are grouped by magistrate and then broken down by case type (i. e. tax judicial foreclosure, tax certificate judicial foreclosure and non-tax judicial foreclosure).

CUYAHOGA COUNTY COURT OF COMMON PLEAS

DATE: 03/14/2012
TIME: 11:20 AM

OFFICE OF THE MAGISTRATES
MAGISTRATE'S MONTHLY SUPPLEMENTALS BY CASE
REPORTING PERIOD: FEBRUARY 2012

PAGE: 1
CMSR415D

SUPPLEMENTALS

AUGUSTYN	217
BAKER	439
BUCHA	340
CUTHBERT	420
DYKE	322
GAUNTNER	445
GONZALEZ	243
HIPPLEY	225
JACKSON	300
KLEIN	271
LUCAS	237
OLSZTYN	596
VOZAR	314
WEISS	219
UNACCOUNTED FOR	0

TOTAL	4588
--------------	-------------

CONFIRMATIONS

TOTAL	346
--------------	------------

CUYAHOGA COUNTY COURT OF COMMON PLEAS
OFFICE OF THE MAGISTRATES
Full Disposition Count by Magistrate
REPORTING PERIOD: FROM 02/01/2012 TO 02/29/2012

DATE: 03/14/2012
TIME: 11:23 AM

PAGE: 1
CMSR413

MagID	Dispose Type	Tax Cert.	Tax Treas.	Total
KCA	Bank	0	0	2
	Def	0	0	16
	Dism	0	0	31
	Ref. Vacate	0	0	0
	Court Trial	0	0	0
	Other	0	0	1
	<u>MAG'S TOTAL</u>	0	0	<u>50</u>

Decrees	641
Defaults	412
Other	228
Court Trial	1
Dismissals	374
Bankruptcy	53
Ref. Vacated	0
Grand Total	1068

GDB	Bank	0	0	4
	Def	0	0	38
	Dism	0	0	18
	Ref. Vacate	0	0	0
	Court Trial	0	0	0
	Other	0	0	7
	<u>MAG'S TOTAL</u>	0	0	<u>67</u>

SMB	Bank	0	0	1
	Def	0	0	17
	Dism	0	0	12
	Ref. Vacate	0	0	0
	Court Trial	0	0	1
	Other	0	0	7
	<u>MAG'S TOTAL</u>	0	0	<u>38</u>

ARC	Bank	0	0	5
	Def	0	0	41
	Dism	0	0	28
	Ref. Vacate	0	0	0
	Court Trial	0	0	0
	Other	0	0	7
	<u>MAG'S TOTAL</u>	0	0	<u>81</u>

JTD	Bank	0	0	1
	Def	0	0	45
	Dism	0	0	32
	Ref. Vacate	0	0	0
	Court Trial	0	0	0
	Other	0	1	7
	<u>MAG'S TOTAL</u>	0	1	<u>85</u>

TMG	Bank	0	0	6
	Def	0	0	27
	Dism	0	0	62
	Ref. Vacate	0	0	0
	Court Trial	0	0	0
	Other	0	0	8
	<u>MAG'S TOTAL</u>	0	0	<u>103</u>

TG	Bank	0	0	3
	Def	0	0	19
	Dism	0	0	16
	Ref. Vacate	0	0	0
	Court Trial	0	0	0
	Other	0	0	4
	<u>MAG'S TOTAL</u>	0	0	<u>42</u>

KH	Bank	0	0	6
	Def	0	0	0

CUYAHOGA COUNTY COURT OF COMMON PLEAS
OFFICE OF THE MAGISTRATES
Full Disposition Count by Magistrate
REPORTING PERIOD: FROM 02/01/2012 TO 02/29/2012

DATE: 03/14/2012
TIME: 11:23 AM

PAGE: 2
CMSR413

MagID	Dispose Type	Tax Cert.	Tax Treas.	Total
	Dism	0	0	26
	Ref. Vacate	0	0	0
	Court Trial	0	0	0
	Other	0	0	40
	<u>MAG'S TOTAL</u>	0	0	<u>72</u>
<hr/>				
JLJ	Bank	0	0	7
	Def	0	0	37
	Dism	0	0	11
	Ref. Vacate	0	0	0
	Court Trial	0	0	0
	Other	0	0	7
	<u>MAG'S TOTAL</u>	0	0	<u>62</u>
<hr/>				
MK	Bank	0	0	12
	Def	0	0	33
	Dism	0	0	20
	Ref. Vacate	0	0	0
	Court Trial	0	0	0
	Other	0	0	3
	<u>MAG'S TOTAL</u>	0	0	<u>68</u>
<hr/>				
PL	Bank	1	0	1
	Def	86	0	88
	Dism	26	24	50
	Ref. Vacate	0	0	0
	Court Trial	0	0	0
	Other	4	71	75
	<u>MAG'S TOTAL</u>	117	95	<u>214</u>
<hr/>				
CEO	Bank	0	0	1
	Def	0	0	27
	Dism	0	0	40
	Ref. Vacate	0	0	0
	Court Trial	0	0	0
	Other	0	0	6
	<u>MAG'S TOTAL</u>	0	0	<u>74</u>
<hr/>				
TJV	Bank	0	0	3
	Def	3	0	16
	Dism	0	1	12
	Ref. Vacate	0	0	0
	Court Trial	0	0	0
	Other	0	3	8
	<u>MAG'S TOTAL</u>	3	4	<u>39</u>
<hr/>				
CW	Bank	0	1	1
	Def	8	0	8
	Dism	9	7	16
	Ref. Vacate	0	0	0
	Court Trial	0	0	0
	Other	6	42	48
	<u>MAG'S TOTAL</u>	23	50	<u>73</u>

CUYAHOGA COUNTY COURT OF COMMON PLEAS

DATE: 03/14/2012
 TIME: 11:23 AM

OFFICE OF THE MAGISTRATES
 MAGISTRATE'S MONTHLY REF/REIN CASES
 FROM 02/01/2012 TO 02/29/2012

CMSR418

MAGISTRATE	NEW REFERRALS				REINSTATED			
	Tax Treas.	Tax Cert.	Non-Tax	Total	Tax Treas.	Tax Cert.	Non-Tax	Total
<u>AUGUSTYN/KEVIN/C</u>	0	0	35	35	0	0	1	1
<u>BAKER/GAIL/D</u>	0	0	68	68	0	0	3	3
<u>BUCHA/STEPHEN/M</u>	0	0	48	48	0	0	8	8
<u>CUTHBERT/AMY/R</u>	0	0	75	75	0	0	7	7
<u>DYKE/JOHN/T</u>	2	0	74	76	1	0	3	4
<u>GAUNTNER/TIMOTHY/M</u>	0	0	69	69	0	0	3	3
<u>GONZALEZ/TRACEY/</u>	0	0	46	46	0	0	5	5
<u>HIPPLEY/KEVIN/</u>	0	0	69	69	0	0	5	5
<u>JACKSON/JIM/L</u>	0	0	62	62	0	0	6	6
<u>KLEIN/MONICA/</u>	0	0	53	53	0	0	7	7
<u>LUCAS/PAUL/</u>	43	6	0	49	0	0	0	0
<u>OLSZTYN/CHRISTOPHER/E</u>	0	0	55	55	0	0	7	7
<u>VOZAR/THOMAS/J</u>	3	1	51	55	0	0	7	7
<u>WEISS/CAROL/</u>	43	7	0	50	0	1	0	1
<u>TOTAL</u>	91	14	705	810	1	1	62	64
<u>COMBINED TOTAL</u>	874							

CUYAHOGA COUNTY COURT OF COMMON PLEAS

OFFICE OF THE MAGISTRATES

MAG MONTHLY HEARING TOTALS

Reporting Period: February 2012

DATE: 03/14/2012
TIME: 11:24 AM

PAGE: 1
CMSR3146

Monthly Hearing Total 817

AUGUSTYN	
Default Hearings	33
Tax Hearings	0
Pretrials	3
<hr/>	
TOTAL:	36
BAKER	
Default Hearings	39
Tax Hearings	0
Pretrials	9
<hr/>	
TOTAL:	48
BUCHA	
Default Hearings	51
Tax Hearings	0
Pretrials	26
<hr/>	
TOTAL:	77
CUTHBERT	
Default Hearings	55
Tax Hearings	0
Pretrials	27
<hr/>	
TOTAL:	82
DYKE	
Default Hearings	18
Tax Hearings	0
Pretrials	4
<hr/>	
TOTAL:	22
GAUNTNER	
Default Hearings	71
Tax Hearings	0
Pretrials	24
<hr/>	
TOTAL:	95
GONZALEZ	
Default Hearings	59
Tax Hearings	0
Pretrials	1
<hr/>	
TOTAL:	60
HIPPLEY	
Default Hearings	59
Tax Hearings	0
Pretrials	5
<hr/>	
TOTAL:	64
JACKSON	
Default Hearings	44
Tax Hearings	0
Pretrials	21
<hr/>	
TOTAL:	65
KLEIN	
Default Hearings	42
Tax Hearings	0
Pretrials	11
<hr/>	

CUYAHOGA COUNTY COURT OF COMMON PLEAS

OFFICE OF THE MAGISTRATES

MAG MONTHLY HEARING TOTALS

Reporting Period: February 2012

DATE: 03/14/2012
TIME: 11:24 AM

PAGE: 2
CMSR3146

TOTAL:	53
LUCAS	
Default Hearings	0
Tax Hearings	35
Pretrials	20
<hr/>	
TOTAL:	55
OLSZTYN	
Default Hearings	40
Tax Hearings	0
Pretrials	22
<hr/>	
TOTAL:	62
VOZAR	
Default Hearings	31
Tax Hearings	0
Pretrials	21
<hr/>	
TOTAL:	52
WEISS	
Default Hearings	1
Tax Hearings	24
Pretrials	21
<hr/>	
TOTAL:	46

CUYAHOGA COUNTY COURT OF COMMON PLEAS

DATE: 03/14/2012
 TIME: 11:25 AM

Office of the Magistrates
 Magistrate's Monthly Case Load
 MONTH: FEBRUARY 2012

PAGE: 1
 CMSR3147

Magistrate Name	Non Tax Total	Tax Cert.	Tax Treas.	Total Tax	Total Cases
AUGUSTYN	292	0	0	0	292
BAKER	542	0	0	0	542
BUCHA	344	1	0	1	345
CUTHBERT	611	0	0	0	611
DYKE	464	7	19	26	490
GAUNTNER	516	0	0	0	516
GONZALEZ	544	0	0	0	544
HIPPLEY	748	0	0	0	748
JACKSON	592	0	0	0	592
KLEIN	494	0	0	0	494
LUCAS	3	398	380	778	781
OLSZTYN	493	0	0	0	493
VOZAR	521	23	26	49	570
WEISS	1	324	307	631	632
Non Tax Total:	6165	Cert.Tax Total: 753	Tax Treas. Total: 732	Total Tax: 1485	Total Cases: 7650

Report CMSR1062 - Judicial Foreclosure Statistics by Judge

Report CMSR1062 provides a list of judicial foreclosure case activity for each Judge. The report identifies how many cases were pending at the beginning of the period. The new cases filed and cases that were transferred in or reactivated are added to the number pending at the beginning of the period. It then shows the type and number of terminations for the period. The total terminations are subtracted from the total pending which provides the pending at the end of the period.

CUYAHOGA COUNTY COURT OF COMMON PLEAS

DATE: 03/14/2012
TIME: 11:38 AM

Foreclosure Statistics by Judge
Reporting Period: February 2012

PAGE: 1
CMSR1062

Judge							
AMBROSE, DICK							
Pending at Beg of Period		New Cases Filed		Cases Transferred In / Reactivated			Total
198		22		7			227
Terminations							
Bankruptcy		Default	RefVacated	Court Trial	Dismiss	Other	Total
1		15	0	0	17	13	46
Total Pending at End of Period							181
ASTRAB, MICHAEL							
Pending at Beg of Period		New Cases Filed		Cases Transferred In / Reactivated			Total
236		26		5			267
Terminations							
Bankruptcy		Default	RefVacated	Court Trial	Dismiss	Other	Total
2		15	0	0	8	19	44
Total Pending at End of Period							223
BARKER, PAMELA A							
Pending at Beg of Period		New Cases Filed		Cases Transferred In / Reactivated			Total
223		31		16			270
Terminations							
Bankruptcy		Default	RefVacated	Court Trial	Dismiss	Other	Total
2		11	0	0	22	13	48
Total Pending at End of Period							222
BURNSIDE, JANET R							
Pending at Beg of Period		New Cases Filed		Cases Transferred In / Reactivated			Total
226		27		26			279
Terminations							
Bankruptcy		Default	RefVacated	Court Trial	Dismiss	Other	Total
2		15	0	0	15	20	52
Total Pending at End of Period							227
BUTLER, ANNETTE G							
Pending at Beg of Period		New Cases Filed		Cases Transferred In / Reactivated			Total
223		28		17			268
Terminations							
Bankruptcy		Default	RefVacated	Court Trial	Dismiss	Other	Total
1		14	0	0	10	28	53
Total Pending at End of Period							215
CALABRESE, DEENA R							
Pending at Beg of Period		New Cases Filed		Cases Transferred In / Reactivated			Total
231		27		6			264
Terminations							
Bankruptcy		Default	RefVacated	Court Trial	Dismiss	Other	Total
5		17	0	0	7	13	42
Total Pending at End of Period							222
CLANCY, MAUREEN							
Pending at Beg of Period		New Cases Filed		Cases Transferred In / Reactivated			Total
197		26		11			234
Terminations							
Bankruptcy		Default	RefVacated	Court Trial	Dismiss	Other	Total
0		4	0	0	8	15	27
Total Pending at End of Period							207
CORRIGAN, BRIAN J							

CUYAHOGA COUNTY COURT OF COMMON PLEAS

DATE: 03/14/2012
TIME: 11:38 AM

Foreclosure Statistics by Judge
Reporting Period: February 2012

PAGE: 2
CMSR1062

Judge							
	Pending at Beg of Period		New Cases Filed		Cases Transferred In / Reactivated		Total
	235		23		11		269
Terminations	Bankruptcy	Default	RefVacated	Court Trial	Dismiss	Other	Total
	1	7	0	0	8	21	37
	Total Pending at End of Period						232
CORRIGAN, PETER J							
	Pending at Beg of Period		New Cases Filed		Cases Transferred In / Reactivated		Total
	228		24		5		257
Terminations	Bankruptcy	Default	RefVacated	Court Trial	Dismiss	Other	Total
	0	10	0	0	19	17	46
	Total Pending at End of Period						211
DONNELLY, MICHAEL P							
	Pending at Beg of Period		New Cases Filed		Cases Transferred In / Reactivated		Total
	274		15		4		293
Terminations	Bankruptcy	Default	RefVacated	Court Trial	Dismiss	Other	Total
	1	3	0	0	13	22	39
	Total Pending at End of Period						254
FRIEDLAND, CAROLYN B							
	Pending at Beg of Period		New Cases Filed		Cases Transferred In / Reactivated		Total
	206		25		13		244
Terminations	Bankruptcy	Default	RefVacated	Court Trial	Dismiss	Other	Total
	0	26	0	0	16	14	56
	Total Pending at End of Period						188
FRIEDMAN, STUART A							
	Pending at Beg of Period		New Cases Filed		Cases Transferred In / Reactivated		Total
	302		22		7		331
Terminations	Bankruptcy	Default	RefVacated	Court Trial	Dismiss	Other	Total
	2	1	0	0	12	19	34
	Total Pending at End of Period						297
FUERST, NANCY A							
	Pending at Beg of Period		New Cases Filed		Cases Transferred In / Reactivated		Total
	134		16		5		155
Terminations	Bankruptcy	Default	RefVacated	Court Trial	Dismiss	Other	Total
	0	4	0	0	4	11	19
	Total Pending at End of Period						136
GALLAGHER, EILEEN T							
	Pending at Beg of Period		New Cases Filed		Cases Transferred In / Reactivated		Total
	170		32		9		211
Terminations	Bankruptcy	Default	RefVacated	Court Trial	Dismiss	Other	Total
	0	8	0	1	6	21	36
	Total Pending at End of Period						175
GALLAGHER, HOLLIE L							

CUYAHOGA COUNTY COURT OF COMMON PLEAS

DATE: 03/14/2012
TIME: 11:38 AM

Foreclosure Statistics by Judge
Reporting Period: February 2012

PAGE: 3
CMSR1062

Judge							
	Pending at Beg of Period		New Cases Filed		Cases Transferred In / Reactivated		Total
	204		22		21		247
Terminations	Bankruptcy	Default	RefVacated	Court Trial	Dismiss	Other	Total
	0	13	0	0	11	20	44
	Total Pending at End of Period						203
GAUL, DANIEL							
	Pending at Beg of Period		New Cases Filed		Cases Transferred In / Reactivated		Total
	261		19		16		296
Terminations	Bankruptcy	Default	RefVacated	Court Trial	Dismiss	Other	Total
	0	7	0	0	6	15	28
	Total Pending at End of Period						268
MASON, LANCE T							
	Pending at Beg of Period		New Cases Filed		Cases Transferred In / Reactivated		Total
	216		25		8		249
Terminations	Bankruptcy	Default	RefVacated	Court Trial	Dismiss	Other	Total
	4	14	0	0	5	17	40
	Total Pending at End of Period						209
MATIA, DAVID T							
	Pending at Beg of Period		New Cases Filed		Cases Transferred In / Reactivated		Total
	230		31		9		270
Terminations	Bankruptcy	Default	RefVacated	Court Trial	Dismiss	Other	Total
	1	20	0	0	7	22	50
	Total Pending at End of Period						220
MCCLELLAND, ROBERT C							
	Pending at Beg of Period		New Cases Filed		Cases Transferred In / Reactivated		Total
	185		21		8		214
Terminations	Bankruptcy	Default	RefVacated	Court Trial	Dismiss	Other	Total
	0	10	0	0	19	16	45
	Total Pending at End of Period						169
MCCORMICK, TIMOTHY							
	Pending at Beg of Period		New Cases Filed		Cases Transferred In / Reactivated		Total
	188		21		8		217
Terminations	Bankruptcy	Default	RefVacated	Court Trial	Dismiss	Other	Total
	2	12	0	0	16	17	47
	Total Pending at End of Period						170
MCDONNELL, NANCY R							
	Pending at Beg of Period		New Cases Filed		Cases Transferred In / Reactivated		Total
	218		23		6		247
Terminations	Bankruptcy	Default	RefVacated	Court Trial	Dismiss	Other	Total
	3	18	0	0	21	14	56
	Total Pending at End of Period						191
MCGINTY, TIMOTHY J							

CUYAHOGA COUNTY COURT OF COMMON PLEAS

DATE: 03/14/2012
TIME: 11:38 AM

Foreclosure Statistics by Judge
Reporting Period: February 2012

PAGE: 4
CMSR1062

Judge								
	Pending at Beg of Period	New Cases Filed			Cases Transferred In / Reactivated			Total
	1				0		1	
Terminations		Bankruptcy	Default	RefVacated	Court Trial	Dismiss	Other	Total
	0	0	0	0	0	0	1	1
	Total Pending at End of Period						0	
MCMONAGLE, RICHARD J								
	153				7		173	
Terminations		Bankruptcy	Default	RefVacated	Court Trial	Dismiss	Other	Total
	2	10	0	0	0	7	10	29
	Total Pending at End of Period						144	
O'DONNELL, JOHN P								
	187				6		212	
Terminations		Bankruptcy	Default	RefVacated	Court Trial	Dismiss	Other	Total
	3	7	0	0	0	4	8	22
	Total Pending at End of Period						190	
RUSSO, JOHN J								
	199				14		241	
Terminations		Bankruptcy	Default	RefVacated	Court Trial	Dismiss	Other	Total
	1	10	0	0	0	22	24	57
	Total Pending at End of Period						184	
RUSSO, JOSEPH D								
	225				8		263	
Terminations		Bankruptcy	Default	RefVacated	Court Trial	Dismiss	Other	Total
	0	18	0	0	0	9	13	40
	Total Pending at End of Period						223	
RUSSO, MICHAEL J								
	233				10		274	
Terminations		Bankruptcy	Default	RefVacated	Court Trial	Dismiss	Other	Total
	4	15	0	0	0	10	20	49
	Total Pending at End of Period						225	
RUSSO, NANCY MARGARET								
	118				16		163	
Terminations		Bankruptcy	Default	RefVacated	Court Trial	Dismiss	Other	Total
	0	16	0	0	0	10	9	35
	Total Pending at End of Period						128	
SAFFOLD, SHIRLEY STRICKI								

CUYAHOGA COUNTY COURT OF COMMON PLEAS

DATE: 03/14/2012
TIME: 11:38 AM

Foreclosure Statistics by Judge
Reporting Period: February 2012

PAGE: 5
CMSR1062

Judge							
	Pending at Beg of Period		New Cases Filed	Cases Transferred In / Reactivated			Total
	211		30	12			253
Terminations	Bankruptcy	Default	RefVacated	Court Trial	Dismiss	Other	Total
	2	16	0	0	7	24	49
	Total Pending at End of Period						204
SHEEHAN, BRENDAN J							
	Pending at Beg of Period		New Cases Filed	Cases Transferred In / Reactivated			Total
	211		25	12			248
Terminations	Bankruptcy	Default	RefVacated	Court Trial	Dismiss	Other	Total
	5	16	0	0	8	20	49
	Total Pending at End of Period						199
SUSTER, RONALD							
	Pending at Beg of Period		New Cases Filed	Cases Transferred In / Reactivated			Total
	227		24	7			258
Terminations	Bankruptcy	Default	RefVacated	Court Trial	Dismiss	Other	Total
	2	17	0	0	11	13	43
	Total Pending at End of Period						215
SUTULA, JOHN D							
	Pending at Beg of Period		New Cases Filed	Cases Transferred In / Reactivated			Total
	292		33	9			334
Terminations	Bankruptcy	Default	RefVacated	Court Trial	Dismiss	Other	Total
	3	2	0	0	8	35	48
	Total Pending at End of Period						286
SUTULA, KATHLEEN ANN							
	Pending at Beg of Period		New Cases Filed	Cases Transferred In / Reactivated			Total
	185		28	6			219
Terminations	Bankruptcy	Default	RefVacated	Court Trial	Dismiss	Other	Total
	1	12	0	0	11	15	39
	Total Pending at End of Period						180
SYNENBERG, JOAN							
	Pending at Beg of Period		New Cases Filed	Cases Transferred In / Reactivated			Total
	221		27	11			259
Terminations	Bankruptcy	Default	RefVacated	Court Trial	Dismiss	Other	Total
	0	10	0	0	5	14	29
	Total Pending at End of Period						230
TERRY, STEVEN J							
	Pending at Beg of Period		New Cases Filed	Cases Transferred In / Reactivated			Total
	4		0	0			4
Terminations	Bankruptcy	Default	RefVacated	Court Trial	Dismiss	Other	Total
	0	0	0	0	0	3	3
	Total Pending at End of Period						1
VILLANUEVA, JOSE A							

CUYAHOGA COUNTY COURT OF COMMON PLEAS

DATE: 03/14/2012
 TIME: 11:38 AM

Foreclosure Statistics by Judge
 Reporting Period: February 2012

PAGE: 6
 CMSR1062

Judge

	Pending at Beg of Period 271		New Cases Filed 25		Cases Transferred In / Reactivated 10		Total 306
Terminations	Bankruptcy 3	Default 20	RefVacated 0	Court Trial 0	Dismiss 10	Other 16	Total 49
					Total Pending at End of Period		257

Monthly Summary

MONTHLY SUMMARY

February 2012

NAME	PEND	ASSIGNED			TRIALS						DISP	PENDING				+ -
		CV	CR	TOT	JURY			COURT				CV	FR	CR	TOT	
					CV	CR	TOT	CV	CR	TOT		CV	FR	CR	TOT	
Dick Ambrose	567	74	35	109	1	0	1	0	0	0	94	263	180	139	582	- 15
Michael K. Astrab	636	77	35	112	0	0	0	0	0	0	137	251	223	137	611	+ 25
Pamela A. Barker	676	91	28	119	1	0	1	0	0	0	134	270	223	168	661	+ 15
Janet R. Burnside	602	94	43	137	0	2	2	1	3	4	156	261	229	93	583	+ 19
Annette G. Butler	518	87	43	130	0	0	0	0	1	1	115	187	221	125	533	- 15
Deena R. Calabrese	613	79	35	114	0	1	1	0	0	0	122	285	221	99	605	+ 8
Maureen Clancy	503	82	32	114	0	1	1	0	0	0	79	256	207	75	538	- 35
Brian J. Corrigan	736	80	43	123	0	0	0	0	2	2	112	335	231	181	747	- 11
Peter J. Corrigan	604	75	38	113	1	0	1	0	1	1	136	263	232	86	581	+ 23
Michael P. Donnelly	584	81	41	122	0	1	1	0	1	1	102	265	252	87	604	- 20
Carolyn B. Friedland	635	80	43	123	0	0	0	0	1	1	130	270	202	156	628	+ 7
Stuart A. Friedman	709	74	43	117	0	0	0	0	0	0	105	246	308	167	721	- 12
Nancy A. Fuerst	298	43	3	46	1	0	1	0	0	0	57	141	137	9	287	+ 11
Eileen T. Gallagher	530	77	40	117	0	0	0	0	0	0	98	259	198	92	549	- 19
Hollie L. Gallagher	563	91	19	110	0	1	1	0	1	1	122	249	209	93	551	+ 12
Daniel Gaul	702	87	56	143	0	0	0	0	0	0	111	288	278	168	734	- 32
Lance T. Mason	654	80	34	114	2	1	3	0	0	0	135	292	222	119	633	+ 21
David T. Matia	605	78	39	117	0	1	1	0	0	0	143	253	220	106	579	+ 26
Robert C. McClelland	617	80	42	122	0	2	2	0	0	0	120	275	169	175	619	- 2
Timothy McCormick	557	78	40	118	0	0	0	0	2	2	118	297	174	86	557	0
Nancy R. McDonnell	550	76	40	116	0	2	2	0	0	0	134	225	200	107	532	+ 18
Richard J. McMonagle	634	66	15	81	0	0	0	0	0	0	101	410	152	52	614	+ 20
John P. O'Donnell	566	68	25	93	0	0	0	2	0	2	87	292	198	82	572	- 6
John J. Russo	508	84	55	139	0	0	0	0	0	0	131	251	184	81	516	- 8
Joseph D. Russo	672	80	44	124	0	0	0	0	1	1	115	261	222	198	681	- 9
Michael J. Russo	562	80	60	140	2	0	2	0	0	0	127	229	227	119	575	- 13
Nancy Margaret Russo	347	90	35	125	0	0	0	0	0	0	105	181	131	55	367	- 20
Shirley Strickland Saffold	609	82	46	128	0	0	0	0	0	0	94	258	204	181	643	- 34
Brendan J. Sheehan	520	81	36	117	0	1	1	3	1	4	156	187	199	95	481	+ 39
Ronald Suster	738	78	53	131	1	0	1	0	2	2	142	266	215	246	727	+ 11
John D. Sutula	721	76	35	111	0	1	1	0	0	0	105	266	285	176	727	- 6
Kathleen Ann Sutula	533	80	21	101	0	3	3	0	0	0	119	244	181	90	515	+ 18
Joan Synenberg	600	77	29	106	0	1	1	0	0	0	123	281	231	71	583	+ 17
José A. Villanueva	642	83	30	113	0	0	0	0	0	0	112	295	280	68	643	- 1
TOTALS	20111	2689	1256	3945	9	18	27	6	16	22	3977	8852	7245	3982	20079	+ 32

Year to Date Summary

SUMMARY FOR THE COURT

January - February 2012

NAME	PEND	ASSIGNED			TRIALS						DISP	PENDING				+	-
		CV	CR	TOT	JURY			COURT				CV	FR	CR	TOT		
Dick Ambrose	549	162	81	243	1	0	1	1	1	2	210	263	180	139	582	-33	
Michael K. Astrab	652	167	56	223	1	0	1	0	0	0	264	251	223	137	611	+41	
Pamela A. Barker	686	183	69	252	1	1	2	0	0	0	277	270	223	168	661	+25	
Janet R. Burnside	636	184	81	265	2	2	4	2	5	7	318	261	229	93	583	+53	
Annette G. Butler	516	186	88	274	0	1	1	0	1	1	257	187	221	125	533	-17	
Deena R. Calabrese	609	164	69	233	0	2	2	0	1	1	237	285	221	99	605	+4	
Maureen Clancy	533	167	49	216	0	1	1	0	1	1	211	256	207	75	538	-5	
Brian J. Corrigan	728	167	104	271	0	0	0	0	2	2	252	335	231	181	747	-19	
Peter J. Corrigan	585	170	69	239	1	0	1	0	1	1	243	263	232	86	581	+4	
Michael P. Donnelly	566	180	65	245	0	4	4	0	1	1	207	265	252	87	604	-38	
Carolyn B. Friedland	659	174	84	258	1	0	1	0	1	1	289	270	202	156	628	+31	
Stuart A. Friedman	689	158	80	238	0	0	0	0	2	2	206	246	308	167	721	-32	
Nancy A. Fuerst	296	87	11	98	1	1	2	0	0	0	107	141	137	9	287	+9	
Eileen T. Gallagher	519	169	64	233	0	0	0	1	0	1	203	259	198	92	549	-30	
Hollie L. Gallagher	542	180	54	234	0	1	1	1	1	2	225	249	209	93	551	-9	
Daniel Gaul	688	171	95	266	0	2	2	0	0	0	220	288	278	168	734	-46	
Lance T. Mason	655	167	76	243	2	2	4	0	0	0	265	292	222	119	633	+22	
David T. Matia	618	165	84	249	1	2	3	0	0	0	288	253	220	106	579	+39	
Robert C. McClelland	615	166	75	241	0	2	2	0	3	3	237	275	169	175	619	-4	
Timothy McCormick	525	178	75	253	1	0	1	0	2	2	221	297	174	86	557	-32	
Nancy R. McDonnell	543	166	86	252	1	2	3	0	0	0	263	225	200	107	532	+11	
Richard J. McMonagle	641	145	33	178	0	1	1	1	0	1	205	410	152	52	614	+27	
John P. O'Donnell	570	148	41	189	0	2	2	5	0	5	187	292	198	82	572	-2	
John J. Russo	516	176	79	255	0	0	0	0	0	0	255	251	184	81	516	0	
Joseph D. Russo	706	163	76	239	0	1	1	0	1	1	264	261	222	198	681	+25	
Michael J. Russo	538	167	94	261	2	0	2	1	0	1	224	229	227	119	575	-37	
Nancy Margaret Russo	362	176	69	245	0	0	0	0	0	0	240	181	131	55	367	-5	
Shirley Strickland Saffold	623	167	85	252	0	0	0	0	0	0	232	258	204	181	643	-20	
Brendan J. Sheehan	516	165	80	245	0	1	1	3	2	5	280	187	199	95	481	+35	
Ronald Suster	750	169	92	261	1	1	2	0	2	2	284	266	215	246	727	+23	
John D. Sutula	705	161	73	234	0	1	1	1	0	1	212	266	285	176	727	-22	
Kathleen Ann Sutula	538	163	62	225	0	3	3	0	0	0	248	244	181	90	515	+23	
Joan Synenberg	595	162	60	222	0	2	2	0	0	0	234	281	231	71	583	+12	
José A. Villanueva	630	169	65	234	0	2	2	0	0	0	221	295	280	68	643	-13	
TOTALS	20099	5642	2424	8066	16	37	53	16	27	43	8086	8852	7245	3982	20079	+20	

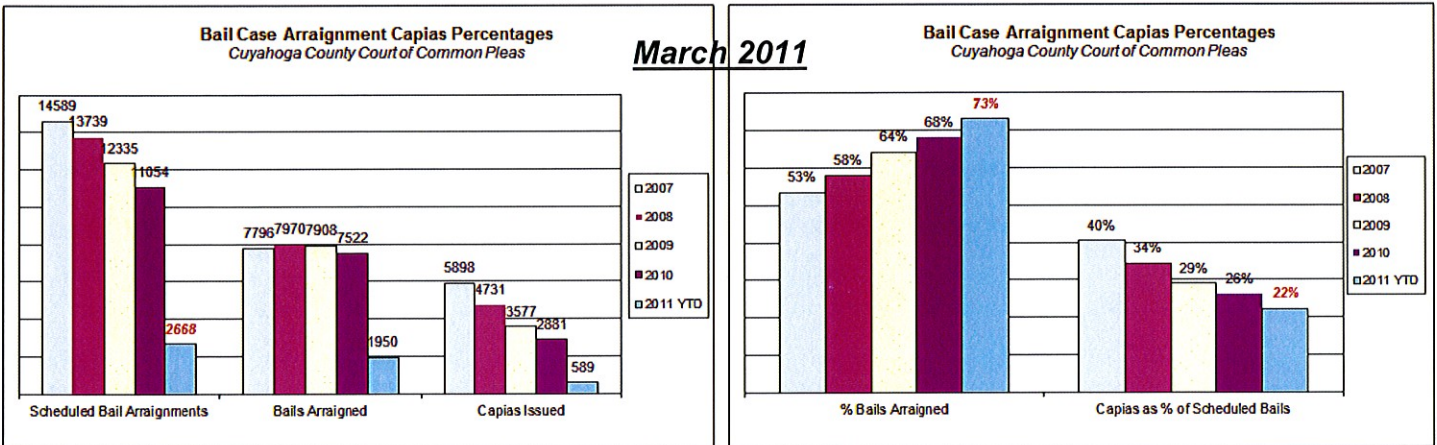
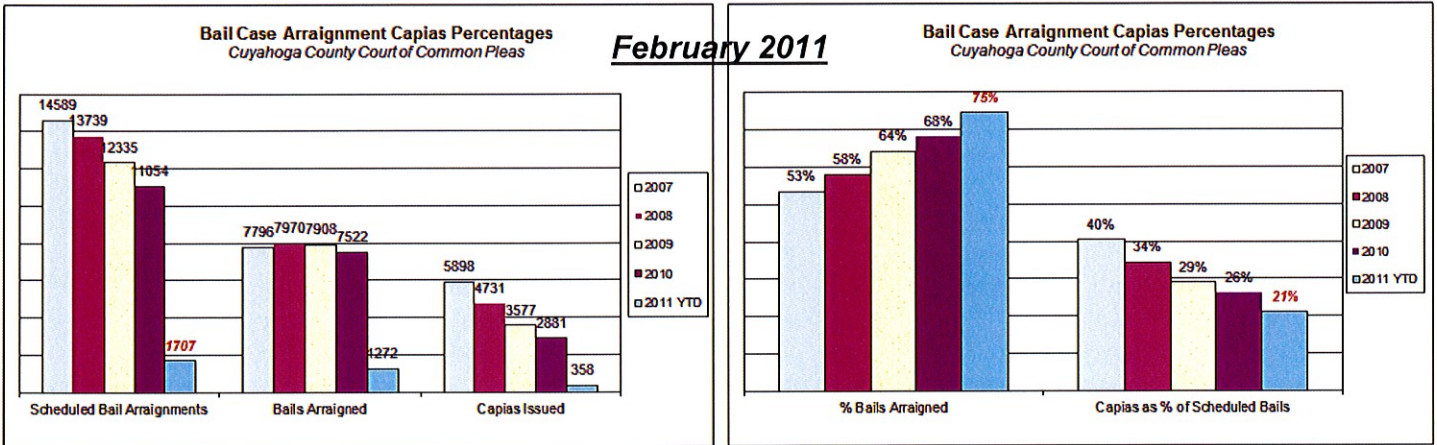
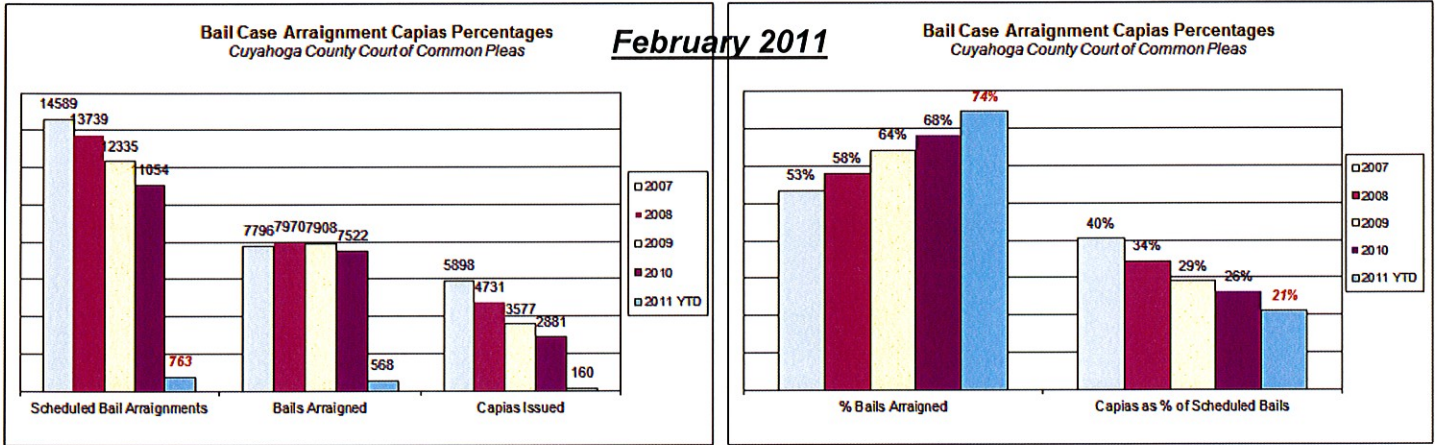
Corrections/Adjustments

CUYAHOGA COUNTY COMMON PLEAS COURT

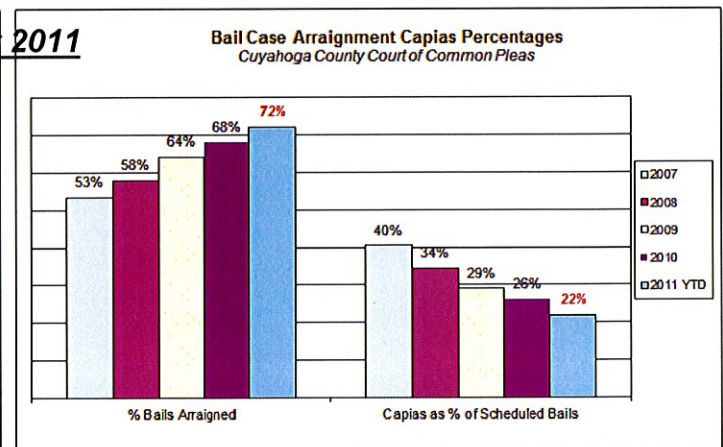
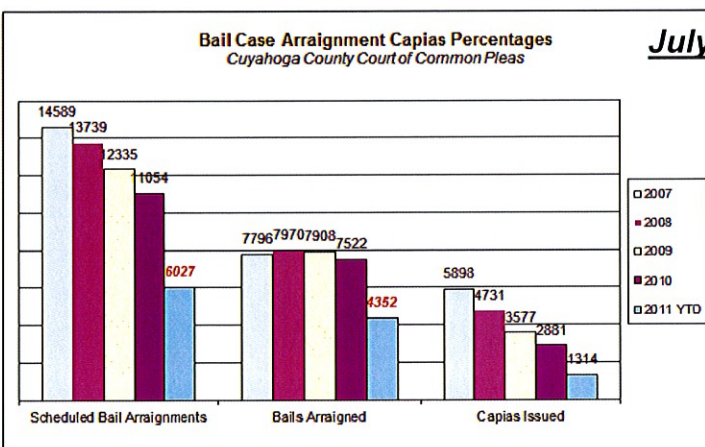
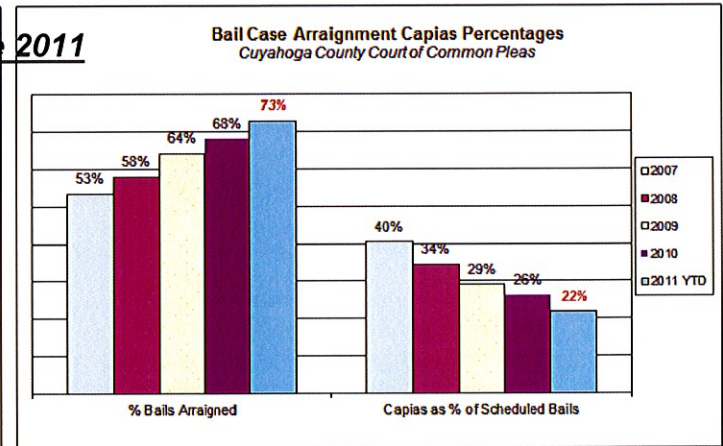
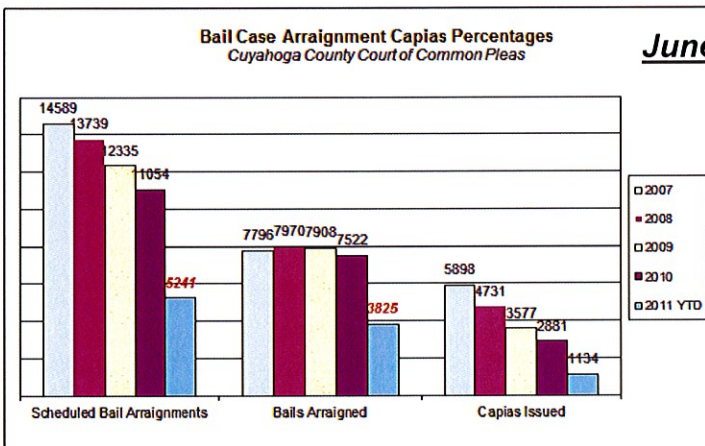
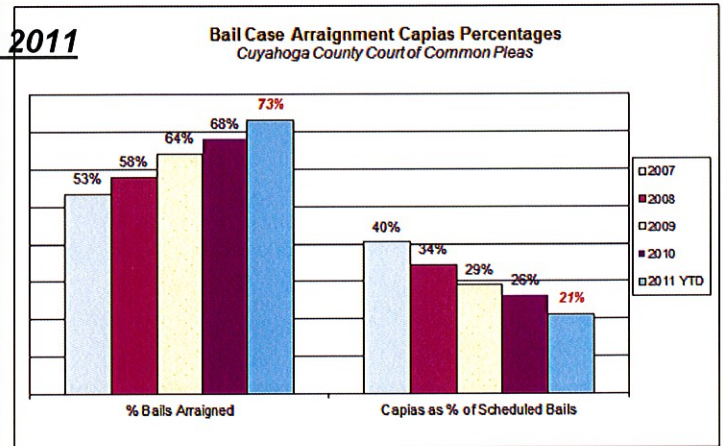
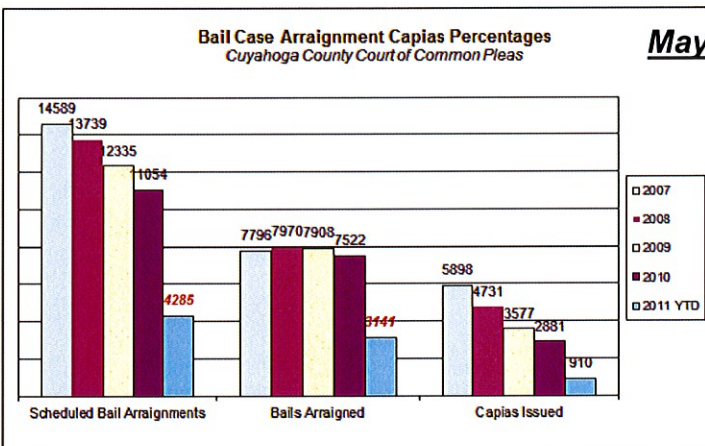
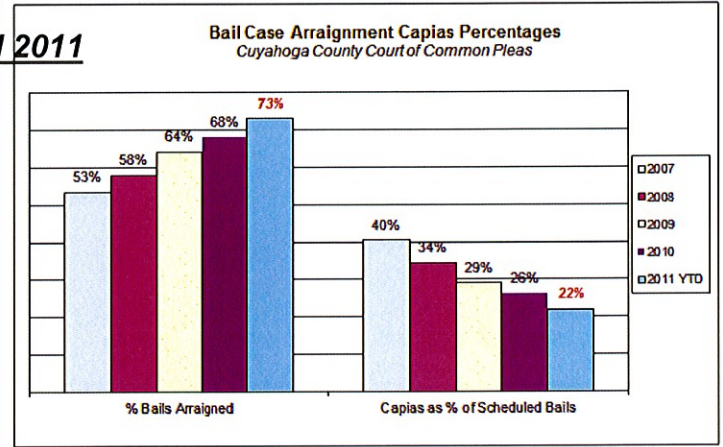
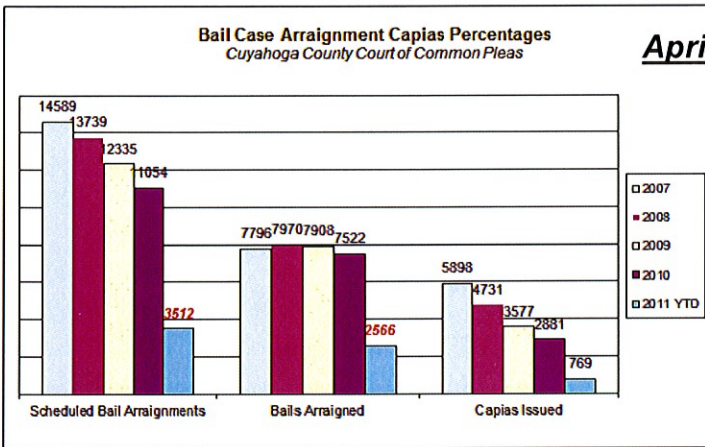
Corrections & Adjustments

There was a minor error in the Bail Case Arraignment Activity and Bail Case Arraignment Capias Percentages charts in February 2011. The error was not discovered until February 2011. Consequently, the aforementioned charts posted with the court statistics from February 2011 – November 2011 are incorrect.

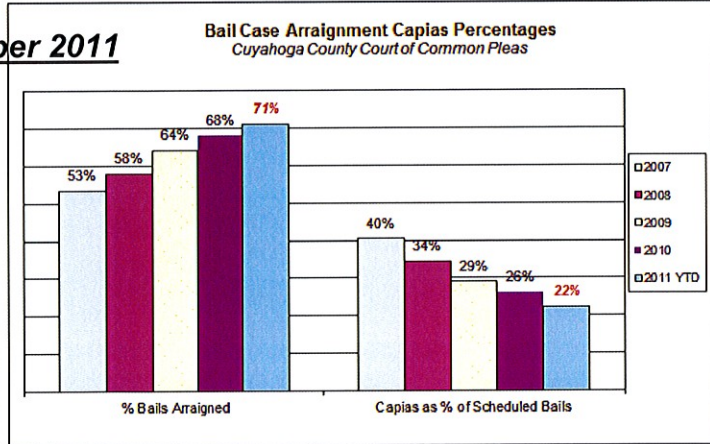
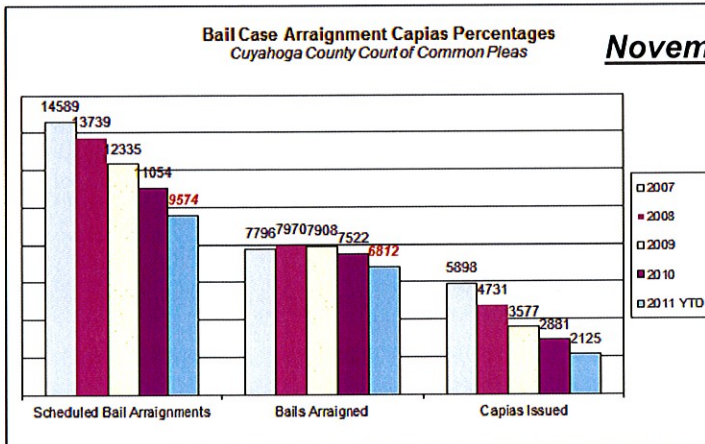
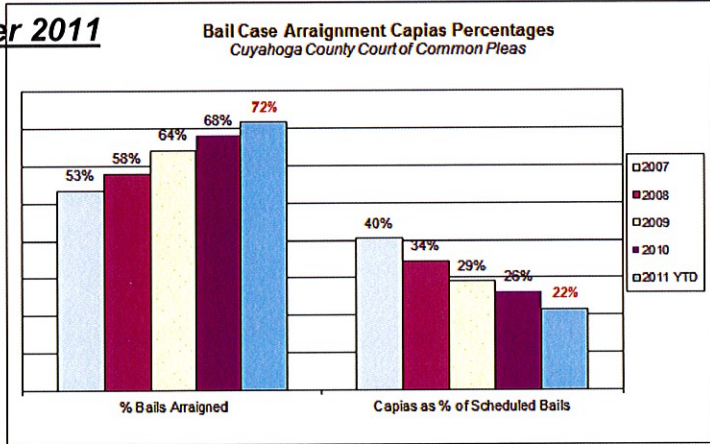
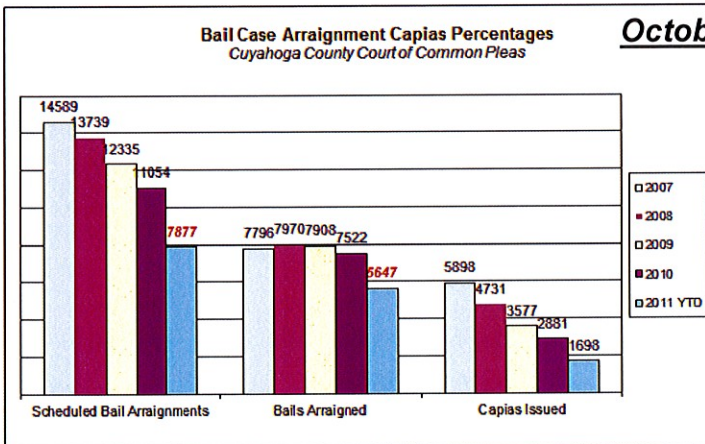
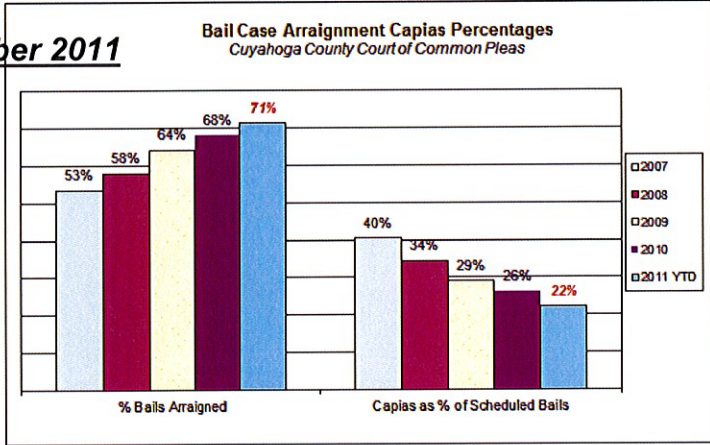
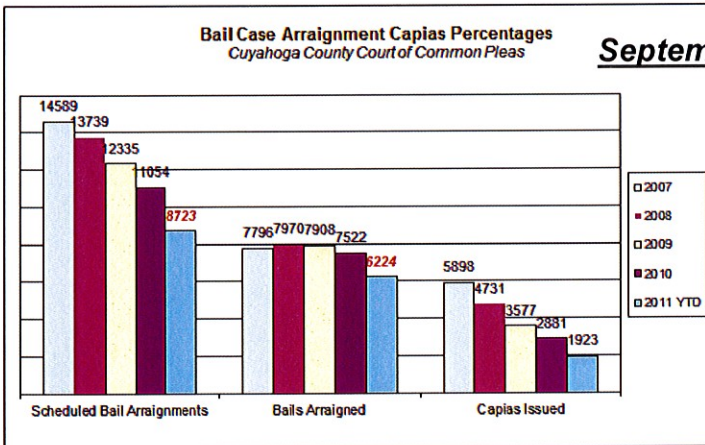
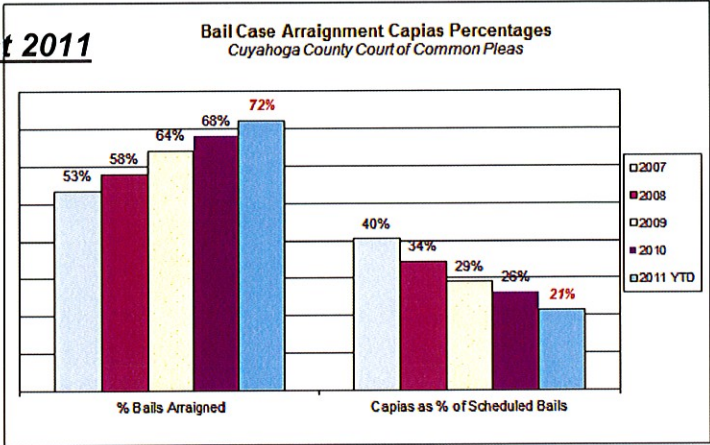
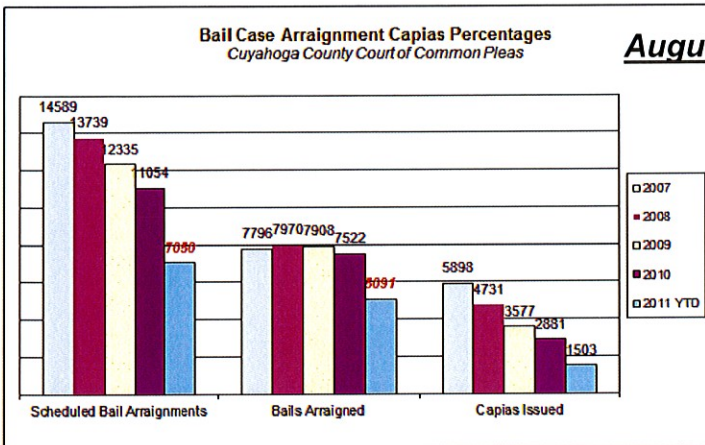
The following charts reflect the corrections highlighted in red.



CUYAHOGA COUNTY COMMON PLEAS COURT



CUYAHOGA COUNTY COMMON PLEAS COURT



CUYAHOGA COUNTY COMMON PLEAS COURT

There was a minor error in the New Marsh. Of Lien/Quite Title/Partition Case Filings by Month, Total New Judicial Foreclosure Filings by Month for Year 2010 and Total New Judicial Foreclosure Filings 1996-2010 for the month of February 2010.

The following charts reflect the *original* and *corrected* numbers.

