



CUYAHOGA COUNTY COMMON PLEAS COURT

***Statistics Report
October 2012***

***Nancy A. Fuerst
Administrative and Presiding Judge***

TABLE OF CONTENTS

Criminal Statistics

| | |
|---|----|
| <i>Newly Filed, Re-Activated and Transferred in Cases</i> _____ | 4 |
| <i>Yearly Criminal Terminations</i> _____ | 5 |
| <i>Pending Criminal Cases End of Period</i> _____ | 6 |
| <i>Clearance Rate</i> _____ | 7 |
| <i>Arrest to Disposition Timeline</i> _____ | 8 |
| <i>Average Arrest to Disposition Timeline (Jail Cases)</i> _____ | 9 |
| <i>Average Arrest to Disposition Timeline (Non-Jail Cases)</i> _____ | 10 |
| <i>Average Arrest to Disposition Timeline (Jail and Non-Jail Cases)</i> _____ | 11 |
| <i>Yearly Average Arrest to Disposition Timeline</i> _____ | 12 |
| <i>Indictments and Informations Filed With the Clerk of Courts</i> _____ | 13 |
| <i>Bail Case Arraignment Activity</i> _____ | 14 |
| <i>Overall Arraignment Statistics</i> _____ | 15 |

Foreclosure Statistics

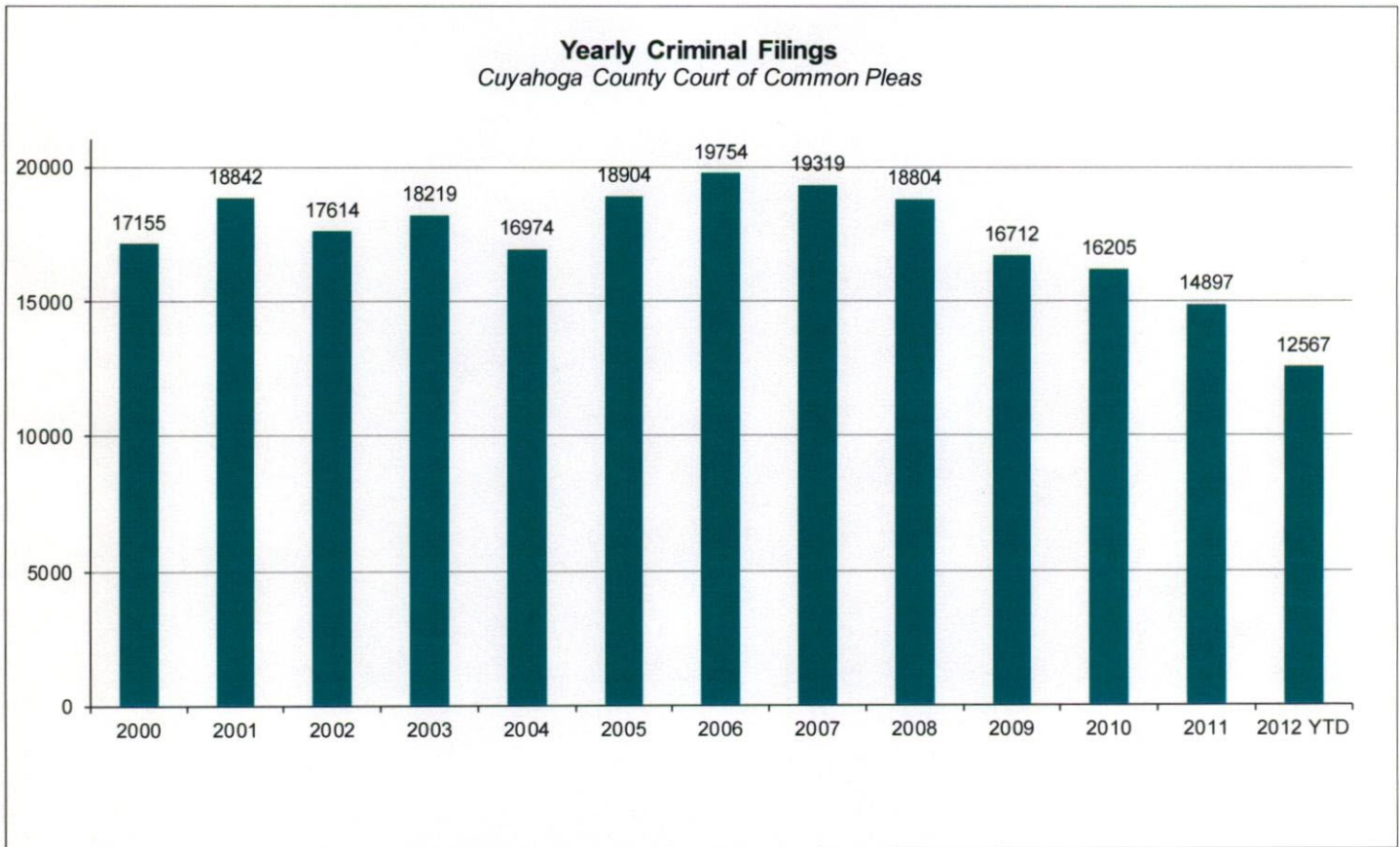
| | |
|--|----|
| <i>Total Pending Judicial Foreclosure Cases Referred to Magistrates (A)</i> _____ | 17 |
| <i>Total Pending Judicial Foreclosure Cases Referred to Magistrates (B)</i> _____ | 18 |
| <i>Total Pending Judicial Foreclosure Cases Referred to Magistrates (C)</i> _____ | 19 |
| <i>Total Pending Tax Lien & Certificate Cases Referred to Magistrates (A)</i> _____ | 20 |
| <i>Total Pending Tax Lien & Certificate Cases Referred to Magistrates (B)</i> _____ | 21 |
| <i>Total Pending Tax Lien & Certificate Cases Referred to Magistrates (C)</i> _____ | 22 |
| <i>Percentage of Pending Judicial Foreclosure Cases By Filing Year</i> _____ | 23 |
| <i>Judicial Foreclosure Clearance Rate Year 2010</i> _____ | 24 |
| <i>Judicial Foreclosure Clearance Rate Year 2011</i> _____ | 25 |
| <i>Judicial Foreclosure Clearance Rate Year 2012</i> _____ | 26 |
| <i>Avg. Number of Days to Disp. (Excl. Bank. Stays & Tax Lien & Tax Cert.)</i> _____ | 27 |
| <i>Avg. Number of Days to Disp. (Excl. Bank. Stays & Incl. Tax Lien & Tax Cert.)</i> _____ | 28 |
| <i>Total New Judicial Foreclosure Filings</i> _____ | 29 |
| <i>New Marsh of Lien/Quiet Title/Partition Case Filings by Month for Years 2010 – 2012 YTD</i> 30 | |
| <i>New Tax Lien & Certificate Filings by Month for Years 2010 – 2012 YTD</i> _____ | 31 |
| <i>Total New Judicial Foreclosure Filings by Month for Year 2010 – 2012 YTD</i> _____ | 32 |
| <i>Magistrate's Monthly Reports</i> _____ | 33 |
| <i>Report CMSR1062 - Judicial Foreclosure Statistics by Judge</i> _____ | 41 |
| <i>Monthly Summary</i> _____ | 47 |
| <i>Year to Date Summary</i> _____ | 49 |
| <i>Corrections/Adjustments</i> _____ | 51 |

Criminal Case Statistics

CUYAHOGA COUNTY COMMON PLEAS COURT

Newly Filed, Re-Activated and Transferred in Cases

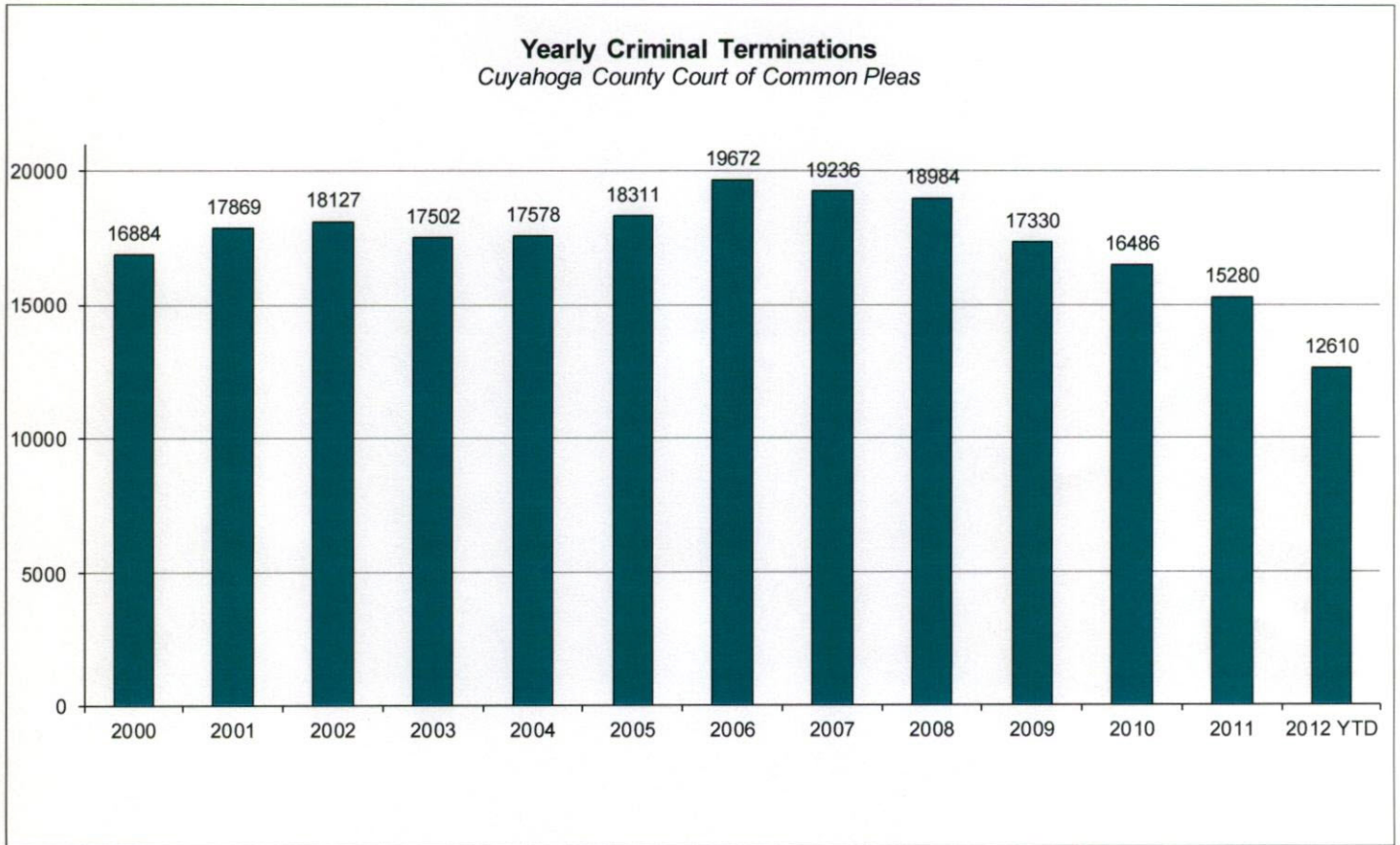
The following chart is a representation of all filed cases in Cuyahoga County Court of Common Pleas from 2000 – October 2012. Newly filed cases are defined as having been arraigned and assigned to a Judge. Re-activated cases are defined as cases where a defendant was unavailable for trial and has now become ready to proceed. Transferred cases are defined as cases moved from one judge's docket to another. This could be due to re-assignment to a Mental Health Judge or after additional information indicates that by Court rule, the case should have been assigned to another Judge.



CUYAHOGA COUNTY COMMON PLEAS COURT

Yearly Criminal Terminations

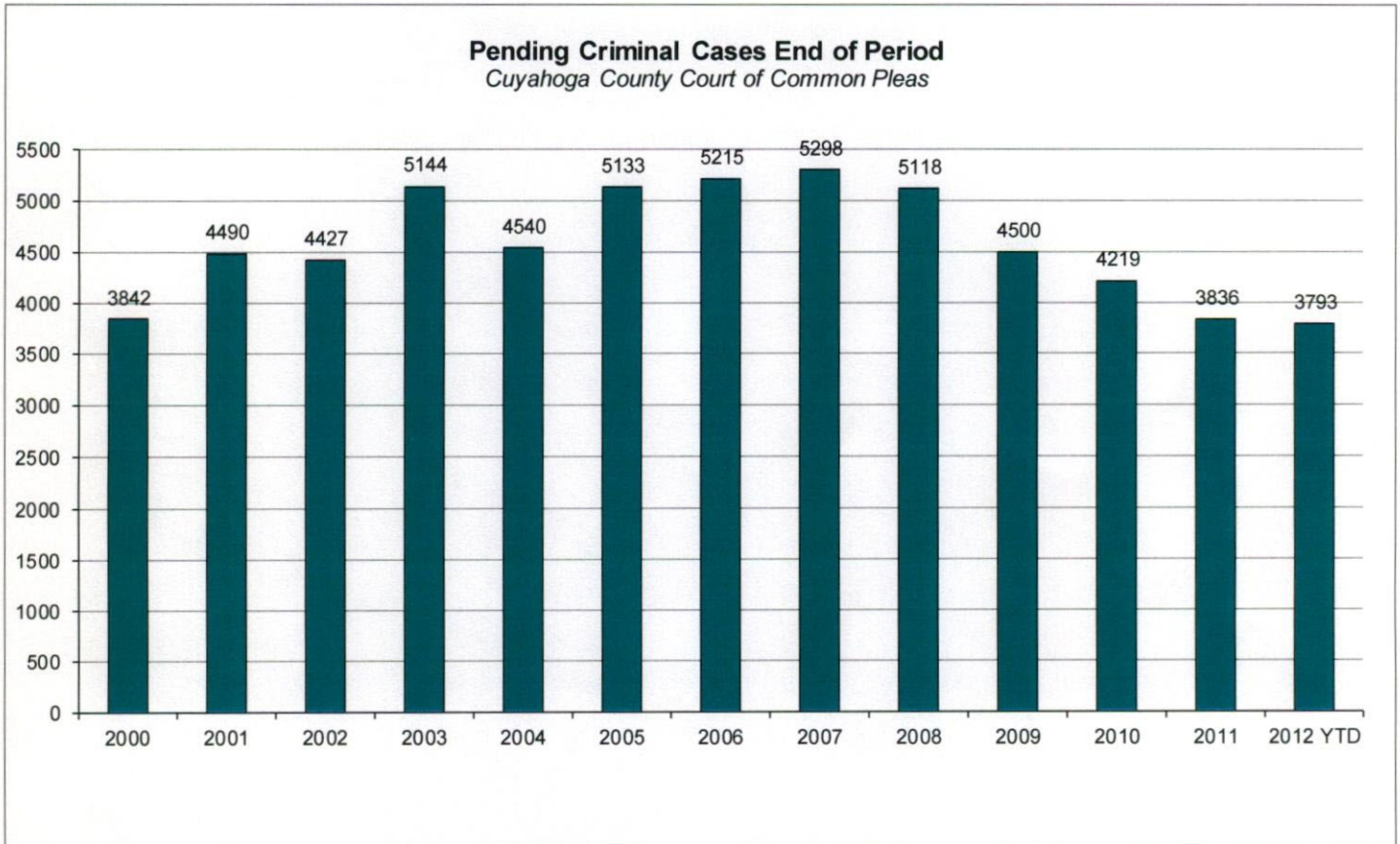
The following chart represents cases that have been terminated by the court from 2000 – October 2012. These cases have been terminated either by trial; plea, dismissal or a defendant is unavailable for trial or sentencing.



CUYAHOGA COUNTY COMMON PLEAS COURT

Pending Criminal Cases End of Period

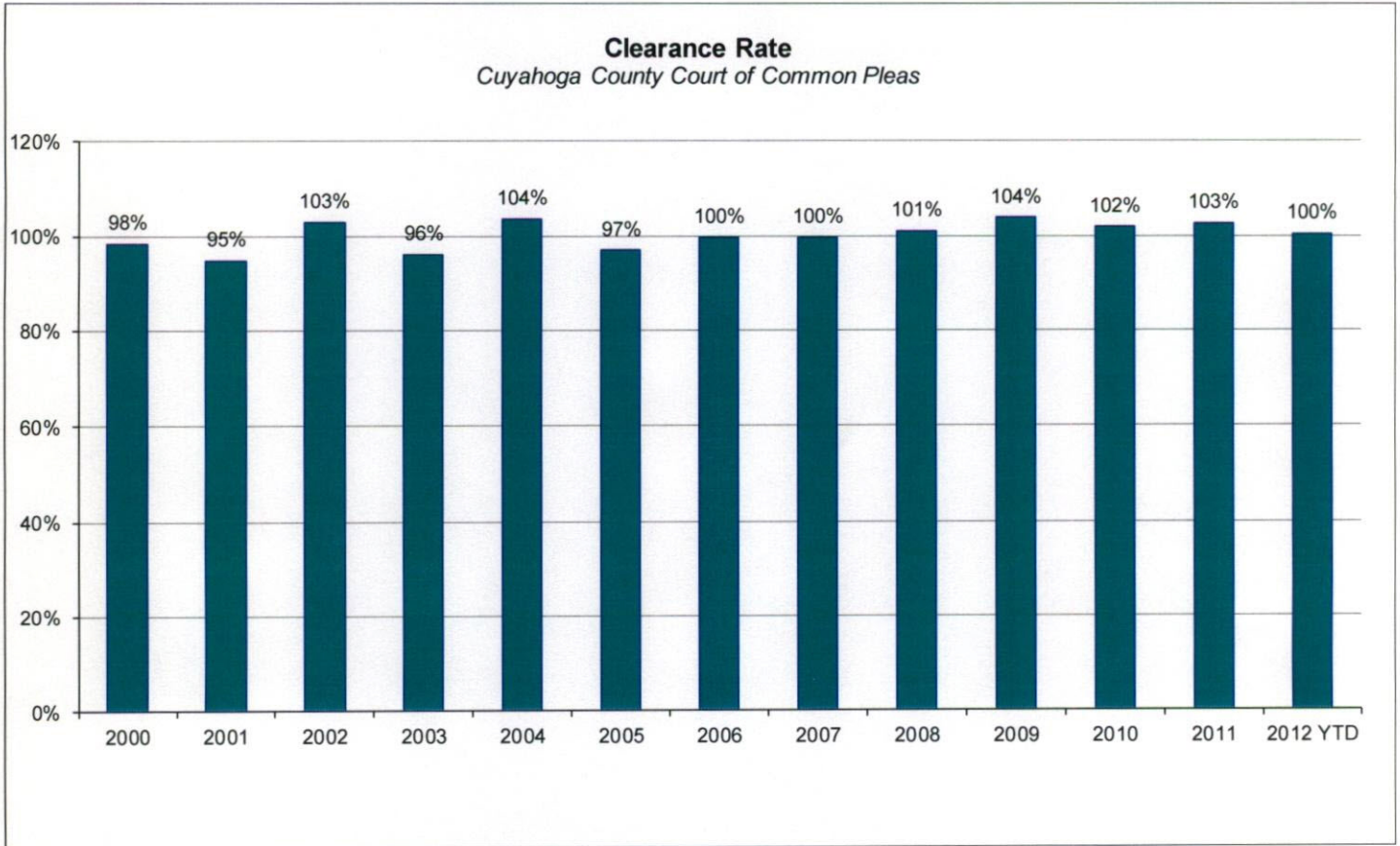
The following chart represents the total number of cases pending at the end of the reporting period from 2000 – October 2012. Pending criminal cases at the end of the period is determined by adding the total number of pending cases at the beginning of the reporting period, and all newly filed, re-activated and transferred in cases. The total number of cases terminated in the period is subtracted from the sum total pending at the beginning of the period to give the value pending at the end of the period.



CUYAHOGA COUNTY COMMON PLEAS COURT

Clearance Rate

The Clearance Rate is the total number of outgoing cases as a percentage of the number of incoming cases. Clearance rate measures whether the court is keeping up with its incoming caseload. If cases are not disposed in a timely manner, a backlog of cases awaiting disposition will grow. A Clearance Rate of 100% indicates that at least as many cases have been filed, reopened, or reactivated in a period have been disposed.



CUYAHOGA COUNTY COMMON PLEAS COURT

Arrest to Disposition Timeline

Arrest to disposition timeline is a method to measure how felony cases flow through the Cuyahoga County Criminal Justice System. By capturing how long a case takes to move from stage to stage, we can examine where problems may exist and where potential improvements in case processing can be made.

The source data was extracted from the Cuyahoga County Court of Common Pleas Case Management System. The overall population of sample data was based on cases terminated in a given month excluding cases that have gone through diversion programs. A case is defined as a defendant and all charges involved in a single incident. The period for the extracted data is from October 2012.

The stages examined were:

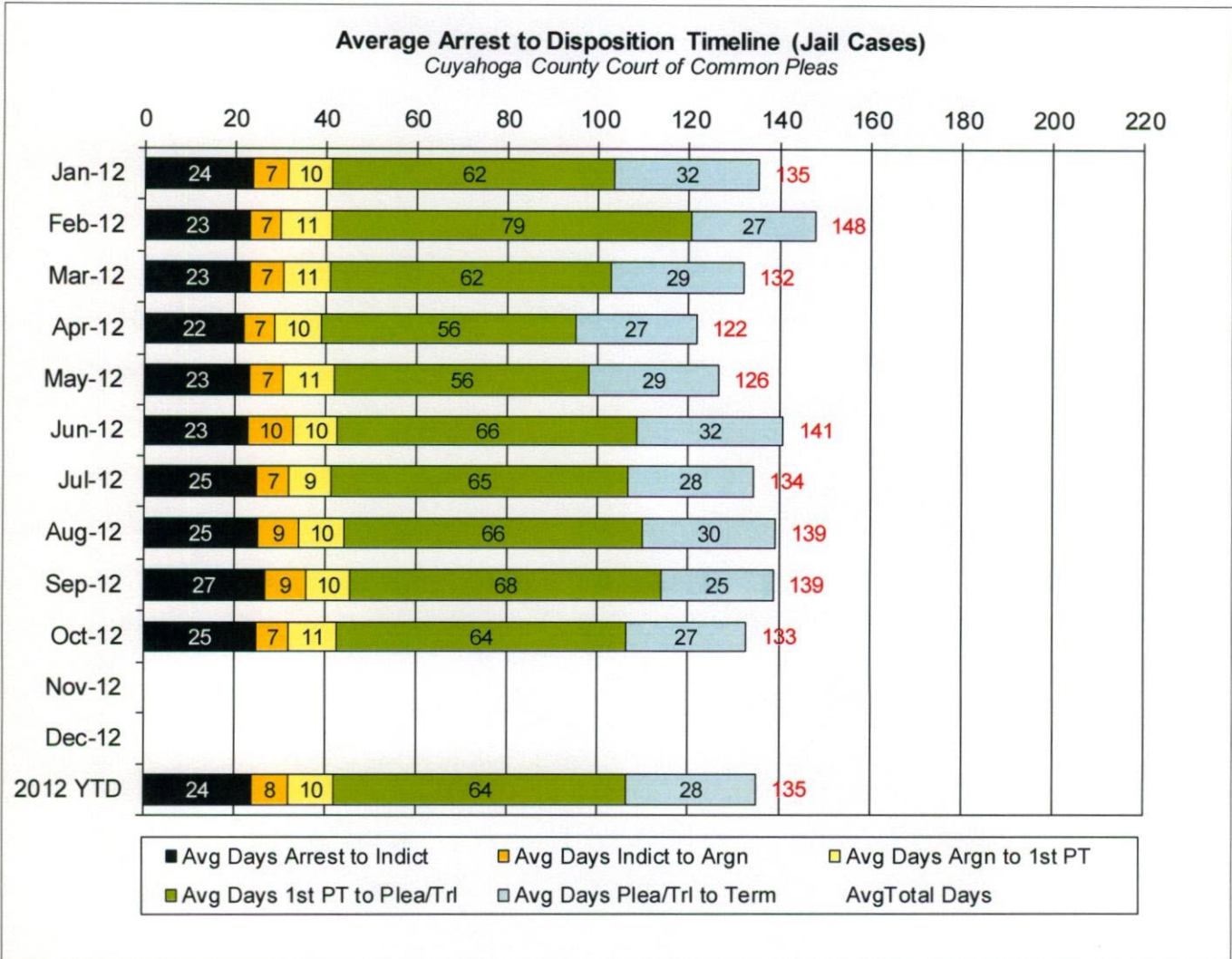
Arrest to Indictment
Indictment to Arraignment
Arraignment to 1st Pre-Trial
1st Pre-Trial to Plea/Trial
Plea/Trial to Termination

Due to the fact that each case may or may not have all of the stage date elements, a method to arrive at stage averages was applied. For a case to be included in the average for a stage there would need to be both dates for the given stage. A case would be included in the Arrest to Indictment stage if both arrest date and indictment date were available. This method was applied to each of the five stages. Next we calculated the total number of cases that met the date criteria for each of the ranges and also the total number of days between each date. To arrive at an average, the total number of days for each case in each range was calculated and divided by the total number of cases that met the date criteria. If a case had a time period or periods where the defendant was capiased or referred to the Psych Clinic, that amount of time was subtracted from the appropriate range. For re-indicted cases, the original arrest date is used.

The following three charts are for Jail, Non-Jail and combined Jail and Non-Jail cases. Jail and Non-Jail cases are defined by the status of the defendant at arraignment.

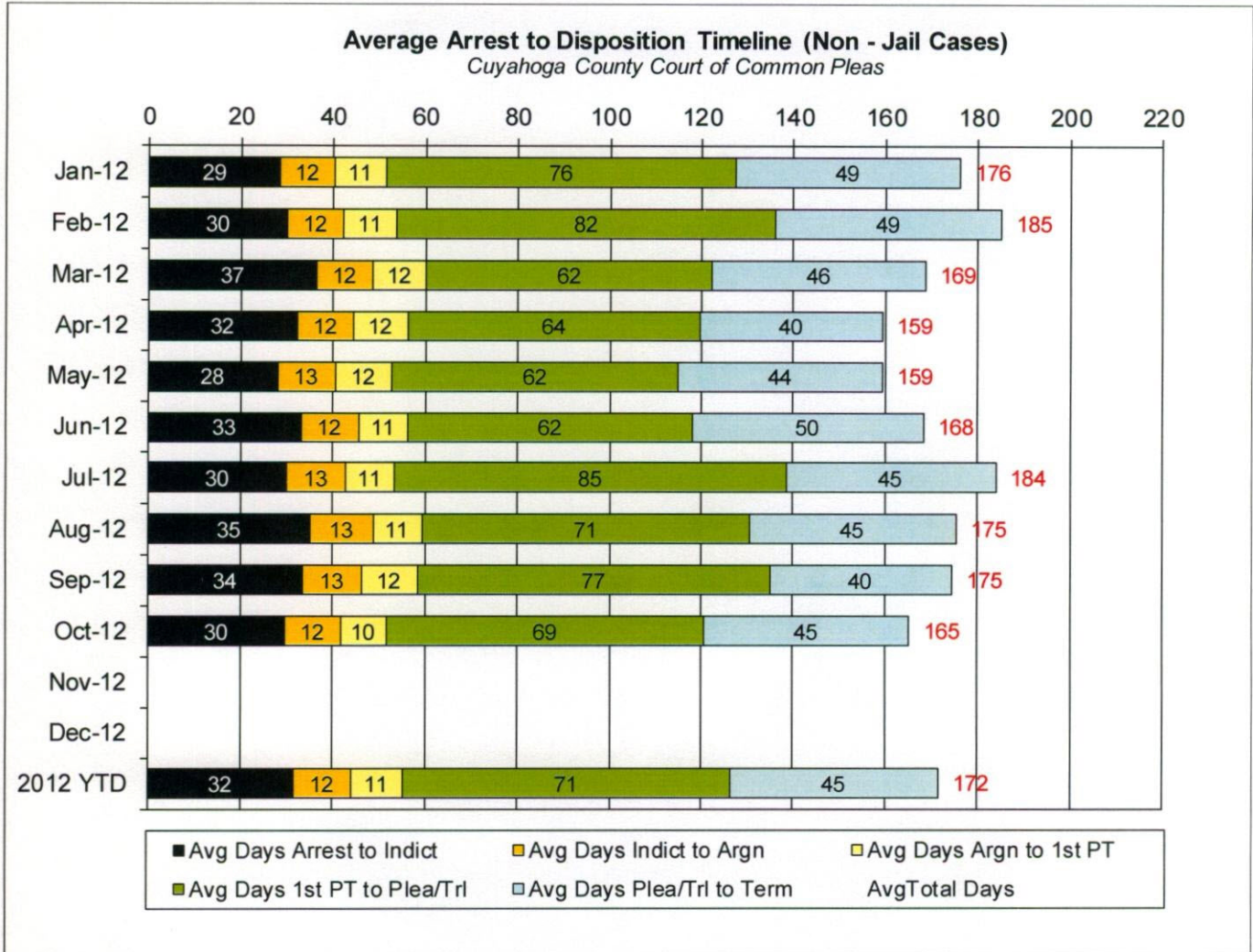
CUYAHOGA COUNTY COMMON PLEAS COURT

Average Arrest to Disposition Timeline (Jail Cases)



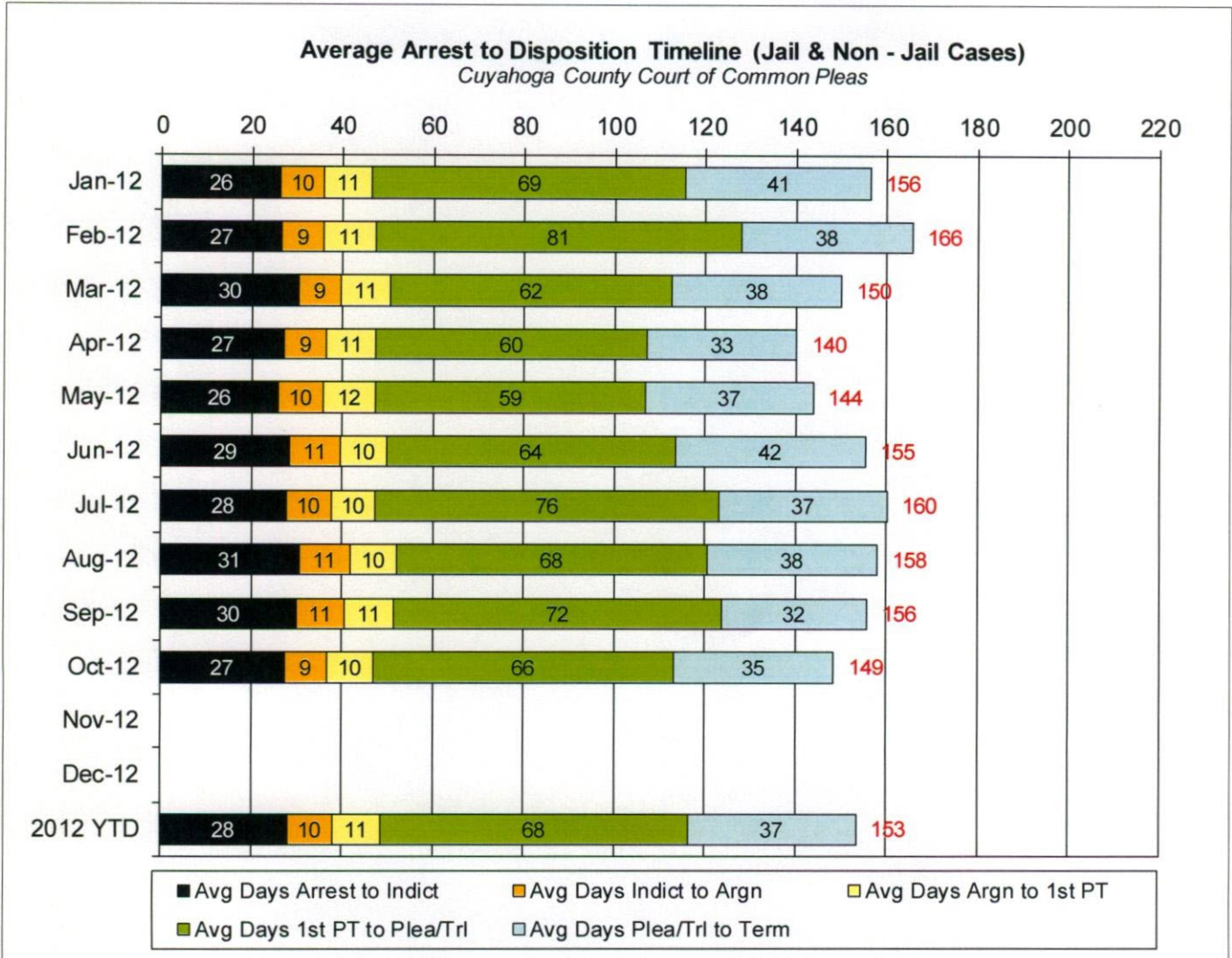
CUYAHOGA COUNTY COMMON PLEAS COURT

Average Arrest to Disposition Timeline (Non-Jail Cases)



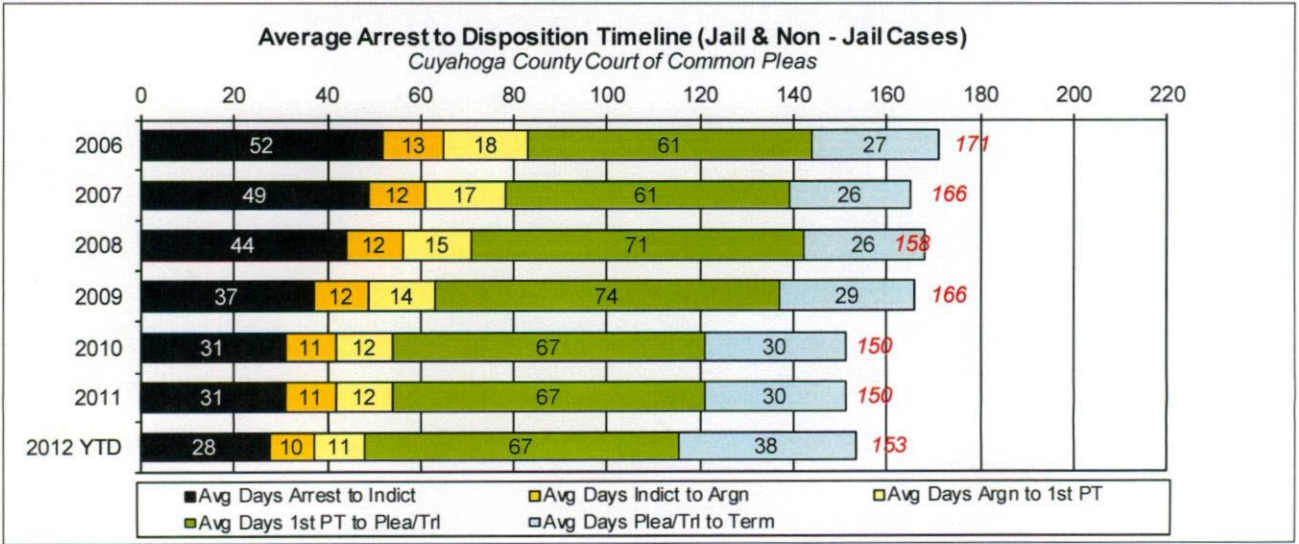
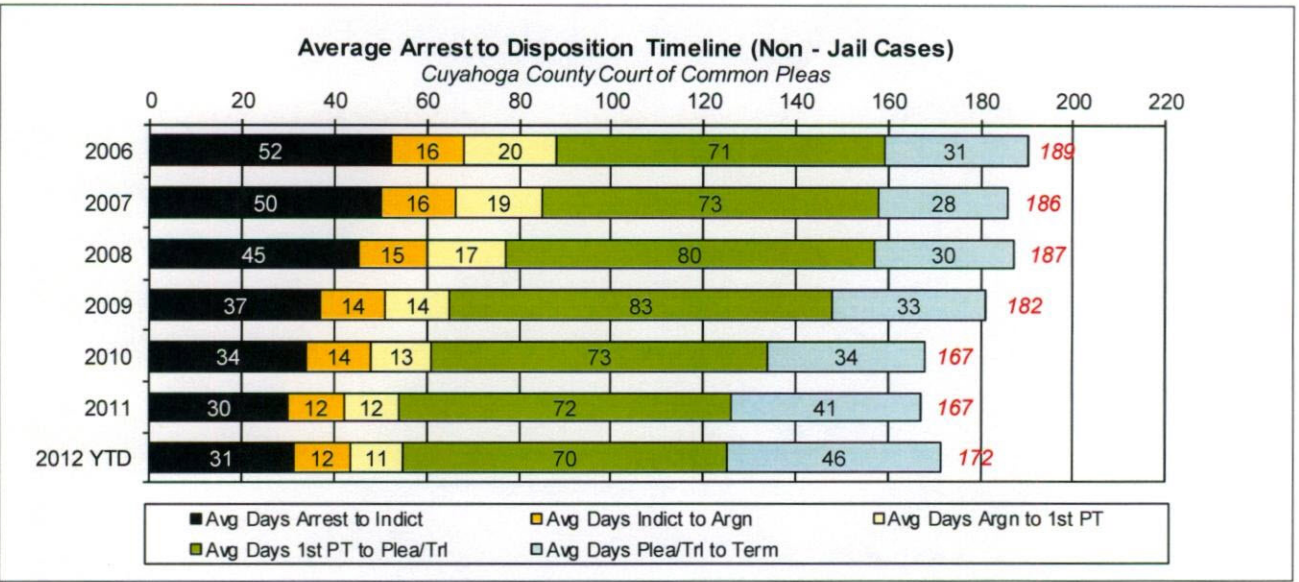
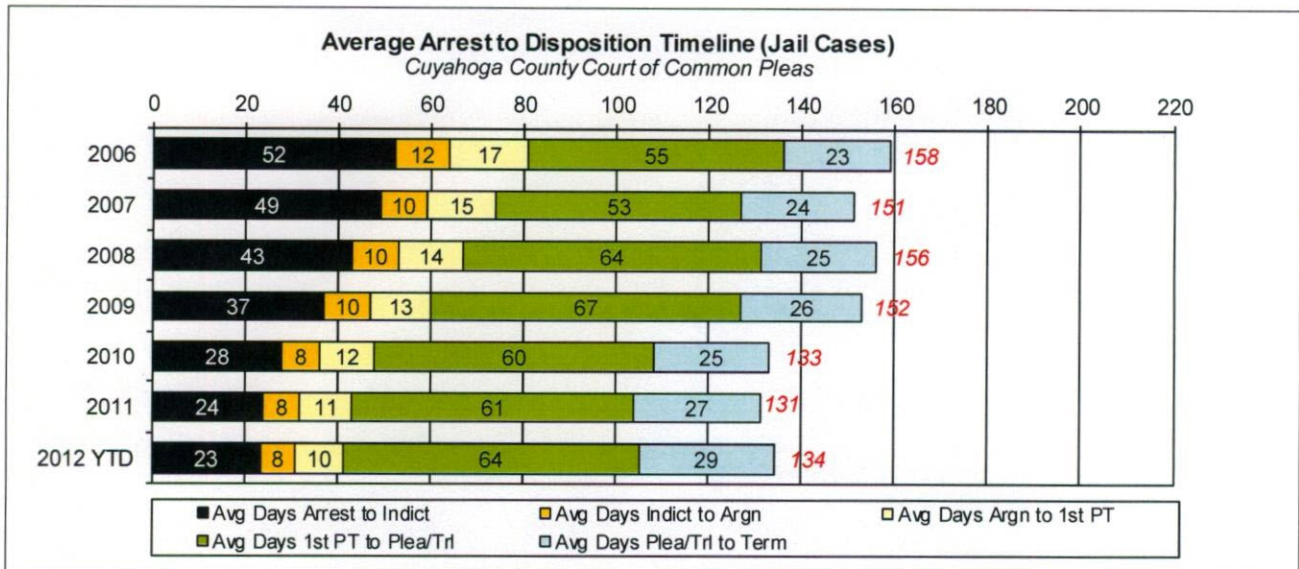
CUYAHOGA COUNTY COMMON PLEAS COURT

Average Arrest to Disposition Timeline (Jail and Non-Jail Cases)



CUYAHOGA COUNTY COMMON PLEAS COURT

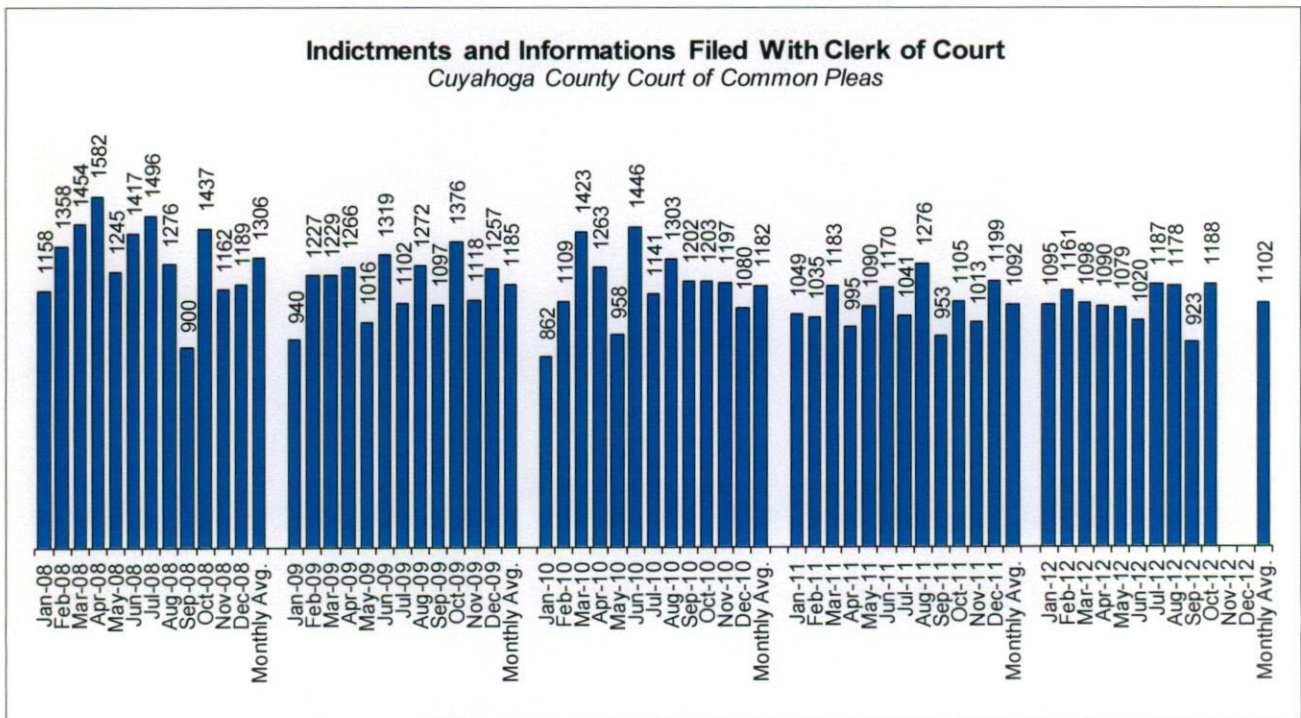
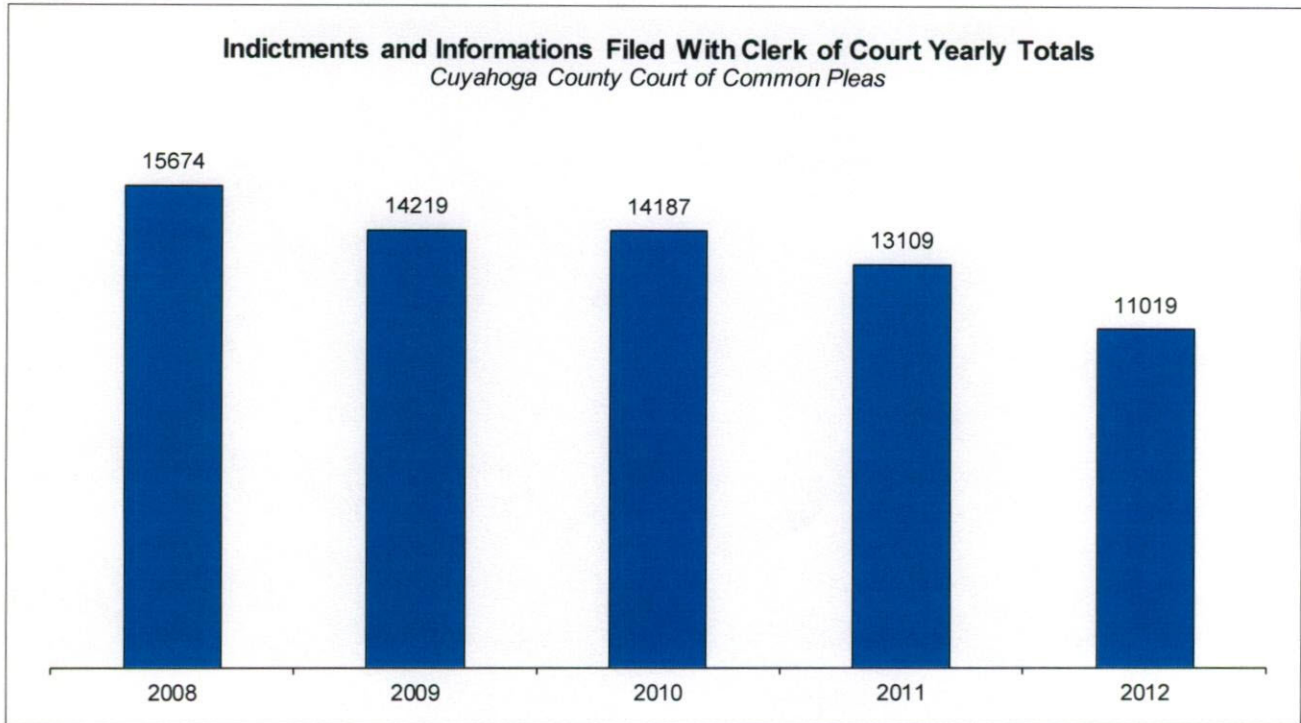
Yearly Average Arrest to Disposition Timeline



CUYAHOGA COUNTY COMMON PLEAS COURT

Indictments and Informations Filed With the Clerk of Courts

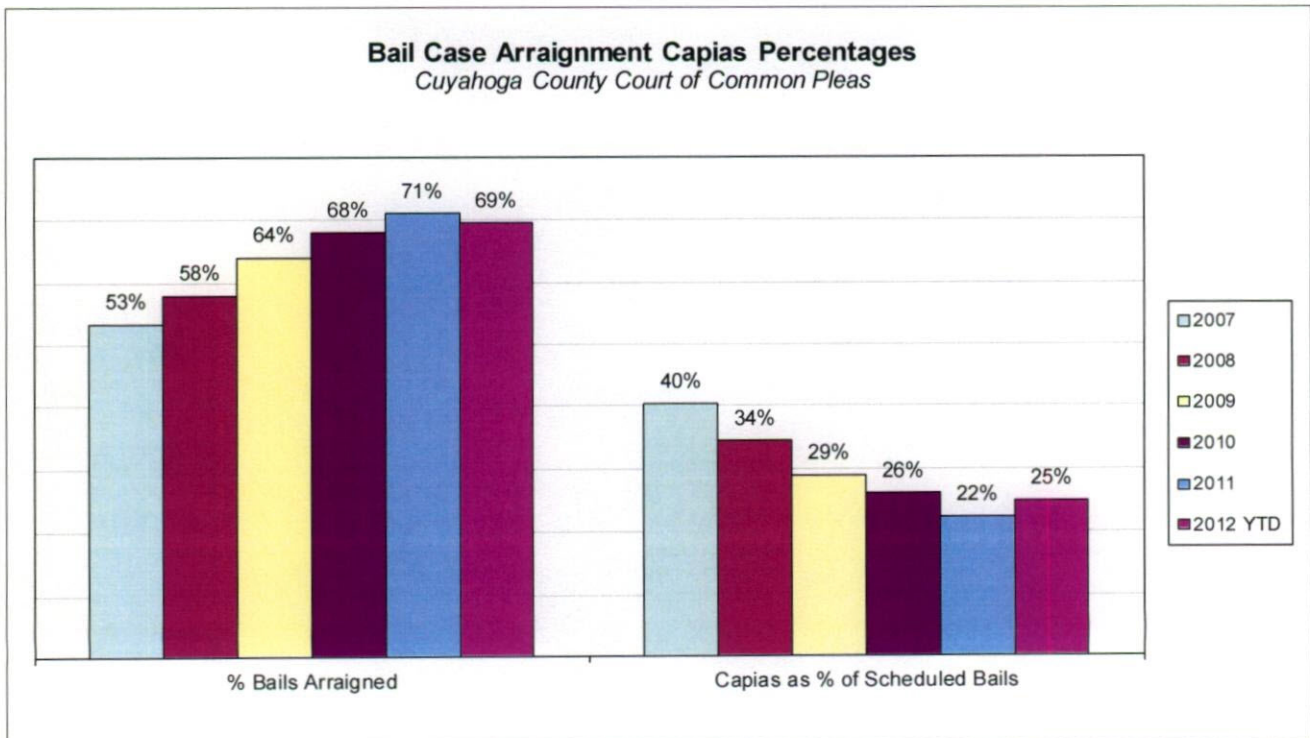
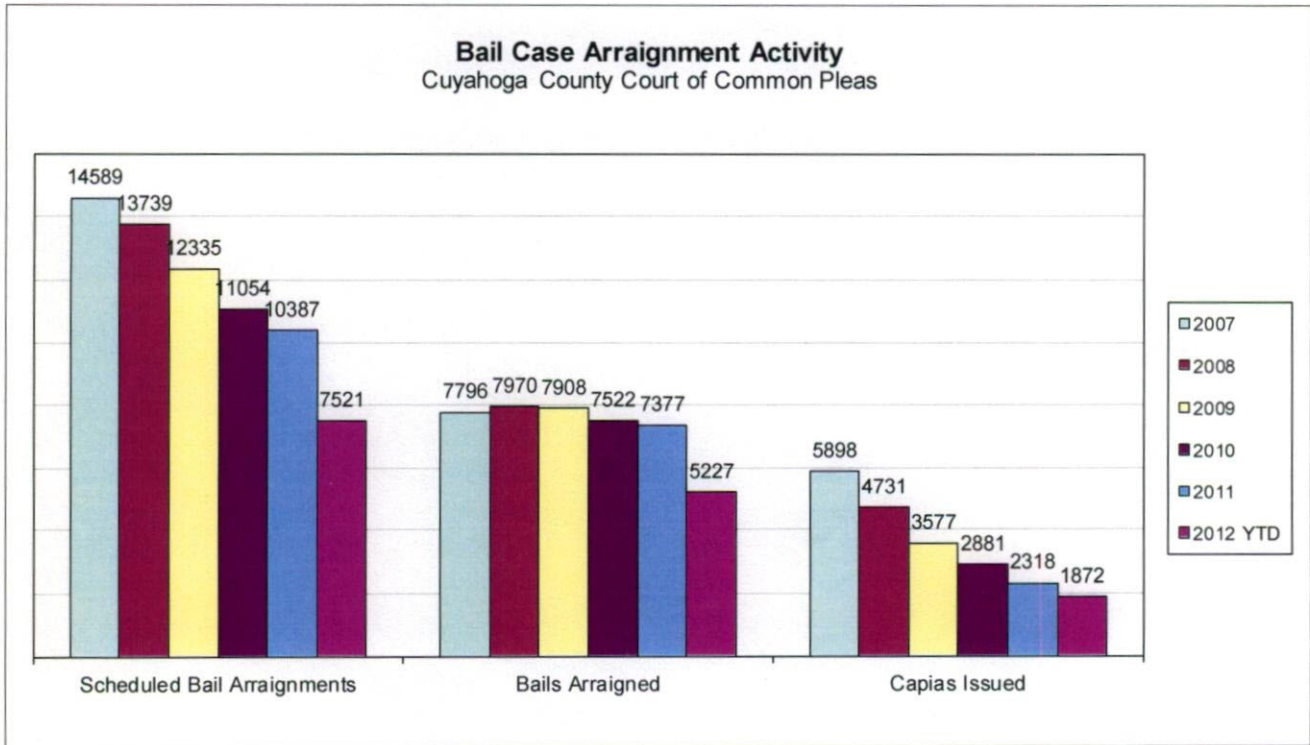
The following charts are reflective of Indictments and Informations filed with the Criminal Clerk of Courts from 2007. The source for this information was the Criminal Clerk's Office.



CUYAHOGA COUNTY COMMON PLEAS COURT

Bail Case Arraignment Activity

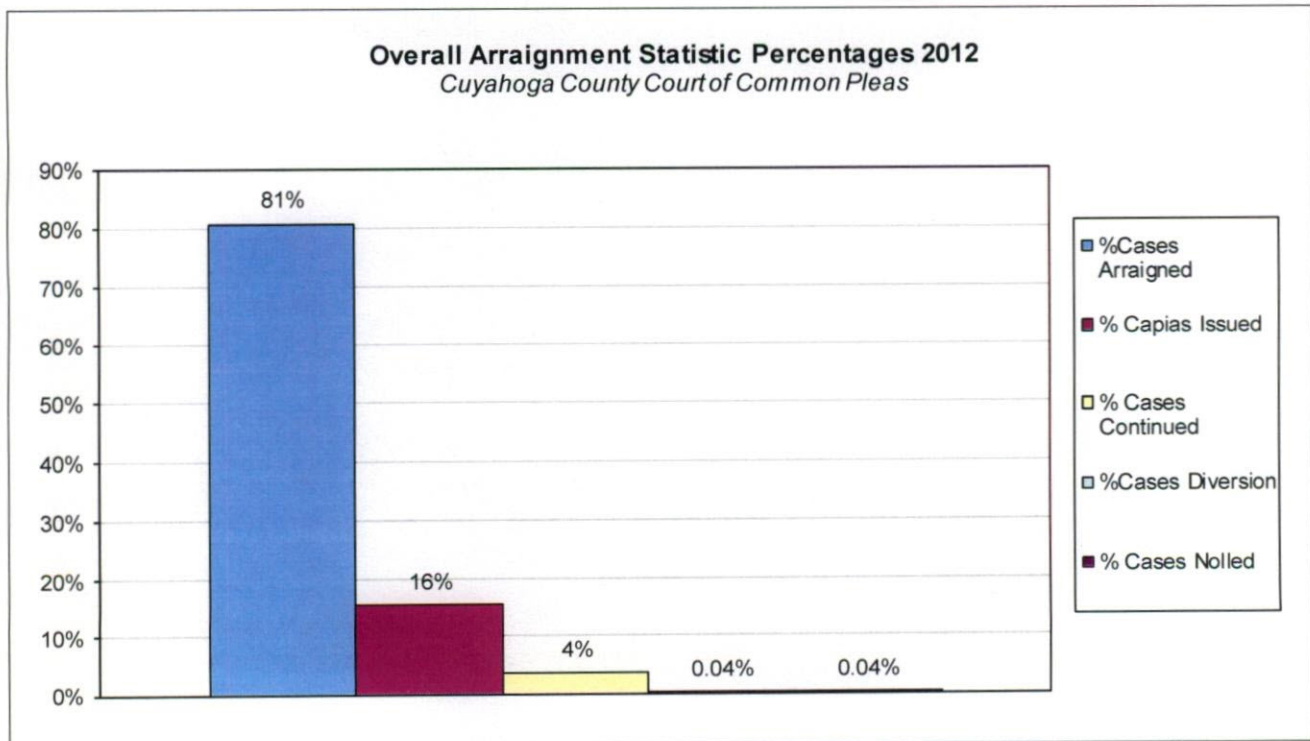
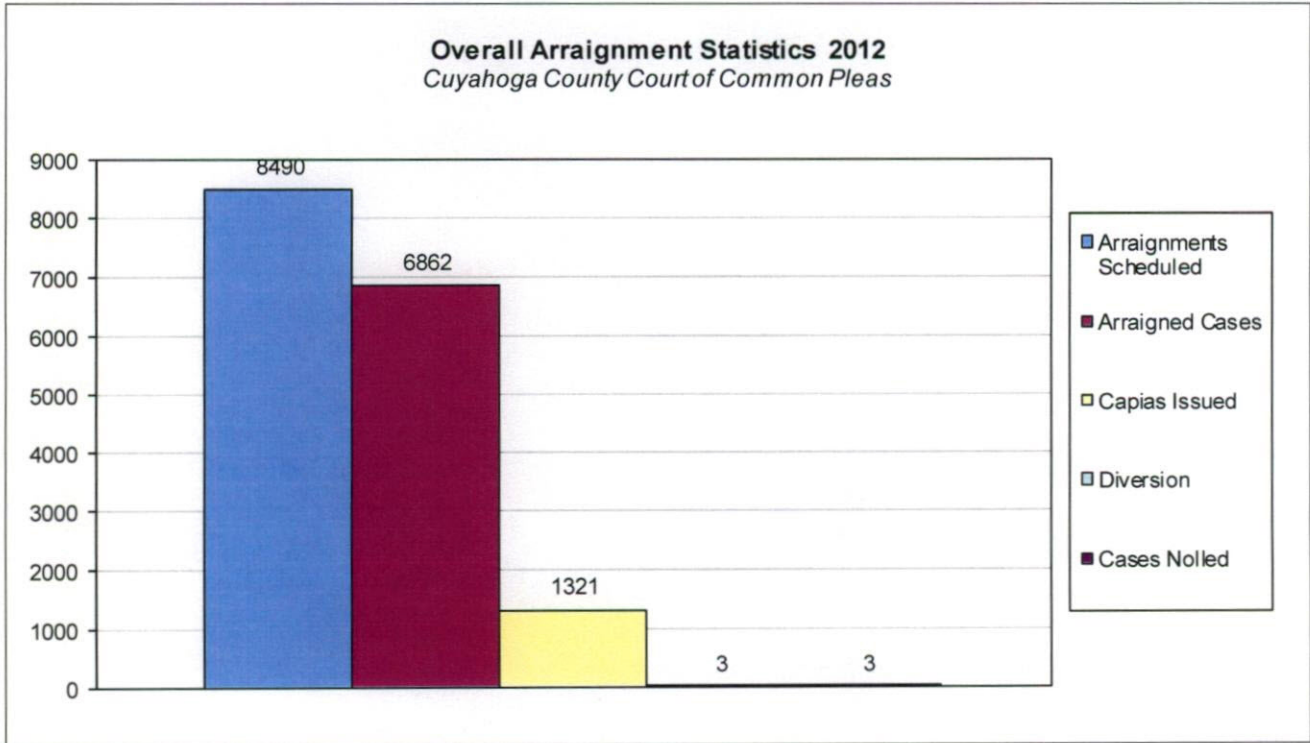
The following charts are reflective of arraignment activity where the defendant was not incarcerated at the time of arraignment. The source for this information was the Criminal Records Department.



CUYAHOGA COUNTY COMMON PLEAS COURT

Overall Arraignment Statistics

The arraignment statistics were provided by the Criminal Records Department. They are provided to give a representation of arraignment activity in the Court in 2012. These statistics include jail and non – jail arraignments.



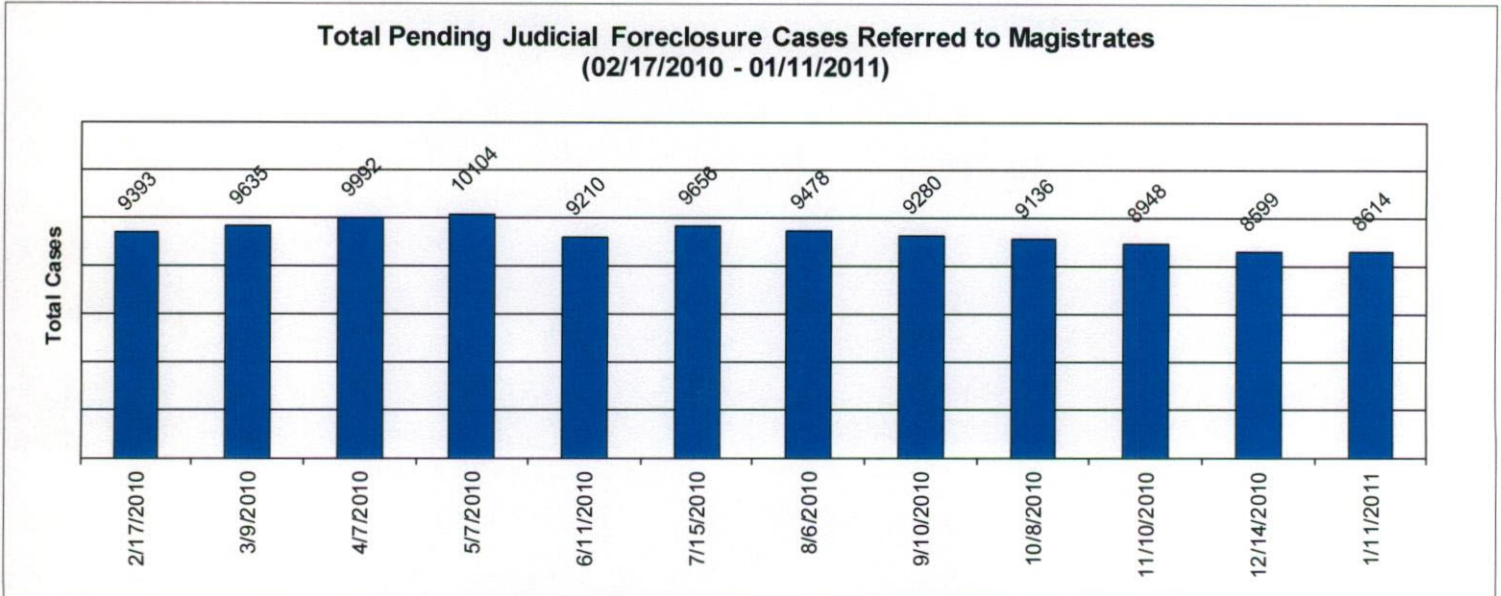
Judicial Foreclosure Statistics¹

¹ For clarification purposes, Foreclosure cases in this report are identified as Judicial Foreclosure filings (filing codes 1460 (Foreclosure Marsh. Of Lien), 1465(Tax Lien), 1466 (Tax Certificate), 1470 (Quiet Title), and 1480 (Partition)). These cases are different from Board of Revision Foreclosures, which are not reported here.

CUYAHOGA COUNTY COMMON PLEAS COURT

Total Pending Judicial Foreclosure Cases Referred to Magistrates (A)

The following chart is a display of the total number of pending Judicial Foreclosure cases referred to the Magistrates on specific dates. The table below shows the number of these cases pending for each year since 1990.

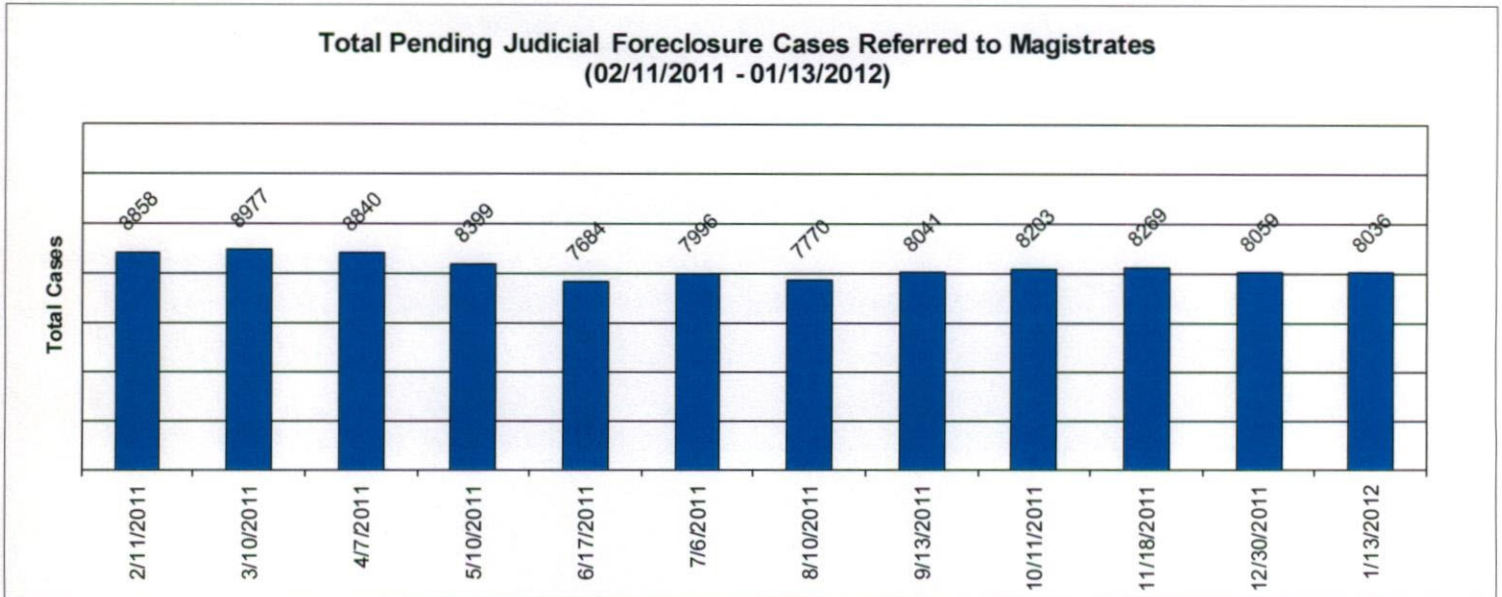


| | As of: | 2/17/2010 | 3/9/2010 | 4/7/2010 | 5/7/2010 | 6/11/2010 | 7/15/2010 | 8/6/2010 | 9/10/2010 | 10/8/2010 | 11/10/2010 | 12/14/2010 | 1/11/2011 |
|--------------|--------|-------------|-------------|-------------|--------------|-------------|-------------|-------------|-------------|-------------|-------------|-------------|-------------|
| Year | | | | | | | | | | | | | |
| 1990 | | 0 | 0 | 0 | 0 | 0 | 0 | 0 | 0 | 0 | 0 | 0 | 0 |
| 1991 | | 0 | 0 | 0 | 0 | 0 | 0 | 0 | 0 | 0 | 0 | 0 | 0 |
| 1992 | | 0 | 0 | 0 | 0 | 0 | 0 | 0 | 0 | 1 | 0 | 1 | 0 |
| 1993 | | 0 | 0 | 0 | 0 | 0 | 0 | 0 | 0 | 0 | 0 | 0 | 0 |
| 1994 | | 0 | 0 | 0 | 0 | 0 | 0 | 0 | 0 | 0 | 0 | 0 | 0 |
| 1995 | | 0 | 0 | 0 | 0 | 0 | 0 | 0 | 0 | 0 | 1 | 0 | 0 |
| 1996 | | 0 | 0 | 0 | 0 | 0 | 0 | 0 | 0 | 1 | 1 | 1 | 1 |
| 1997 | | 0 | 0 | 0 | 0 | 0 | 0 | 0 | 0 | 0 | 0 | 0 | 0 |
| 1998 | | 0 | 0 | 0 | 0 | 0 | 0 | 0 | 0 | 0 | 0 | 0 | 0 |
| 1999 | | 0 | 0 | 0 | 0 | 0 | 0 | 0 | 0 | 1 | 1 | 0 | 0 |
| 2000 | | 3 | 3 | 3 | 2 | 2 | 1 | 1 | 1 | 0 | 1 | 0 | 1 |
| 2001 | | 1 | 1 | 1 | 0 | 0 | 0 | 1 | 0 | 0 | 0 | 0 | 0 |
| 2002 | | 1 | 0 | 1 | 1 | 1 | 1 | 1 | 1 | 1 | 1 | 1 | 1 |
| 2003 | | 6 | 7 | 7 | 8 | 8 | 8 | 6 | 5 | 6 | 4 | 4 | 4 |
| 2004 | | 11 | 12 | 11 | 13 | 11 | 10 | 8 | 9 | 11 | 9 | 9 | 9 |
| 2005 | | 12 | 13 | 15 | 11 | 9 | 12 | 11 | 9 | 7 | 8 | 8 | 9 |
| 2006 | | 23 | 22 | 16 | 15 | 13 | 17 | 12 | 15 | 15 | 14 | 12 | 13 |
| 2007 | | 69 | 65 | 63 | 64 | 61 | 50 | 47 | 43 | 37 | 37 | 33 | 31 |
| 2008 | | 585 | 511 | 442 | 356 | 308 | 262 | 250 | 215 | 189 | 169 | 148 | 136 |
| 2009 | | 7064 | 6478 | 5811 | 5137 | 4070 | 3424 | 2990 | 2527 | 2125 | 1751 | 1445 | 1282 |
| 2010 | | 1618 | 2523 | 3622 | 4497 | 4727 | 5871 | 6151 | 6455 | 6742 | 6951 | 6937 | 6927 |
| 2011 | | | | | | | | | | | | | 200 |
| Total | | 9393 | 9635 | 9992 | 10104 | 9210 | 9656 | 9478 | 9280 | 9136 | 8948 | 8599 | 8614 |

CUYAHOGA COUNTY COMMON PLEAS COURT

Total Pending Judicial Foreclosure Cases Referred to Magistrates (B)

The following chart is a display of the total number of pending Judicial Foreclosure cases referred to the Magistrates on specific dates. The table below shows the number of these cases pending from each year since 1990.



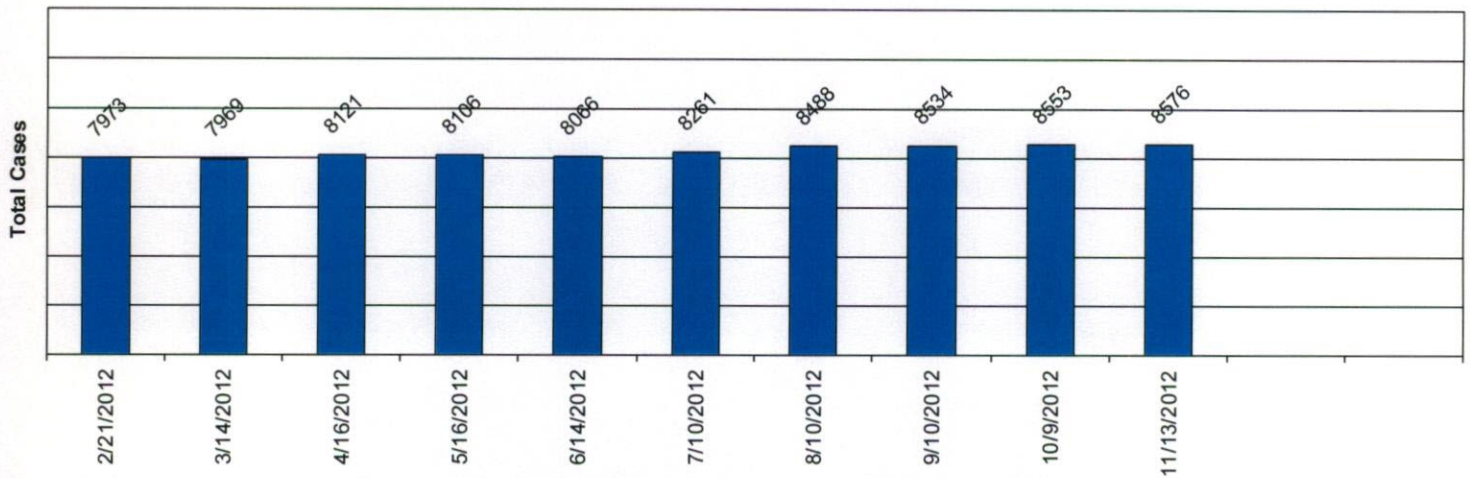
| | As of: | 2/11/2011 | 3/10/2011 | 4/7/2011 | 5/10/2011 | 6/17/2011 | 7/6/2011 | 8/10/2011 | 9/13/2011 | 10/11/2011 | 11/18/2011 | 12/30/2011 | 1/13/2012 |
|--------------|--------|-------------|-------------|-------------|-------------|-------------|-------------|-------------|-------------|-------------|-------------|-------------|-------------|
| Year | | | | | | | | | | | | | |
| 1990 | | 0 | 0 | 0 | 0 | 0 | 0 | 0 | 0 | 0 | 0 | 0 | 0 |
| 1991 | | 0 | 0 | 0 | 0 | 0 | 0 | 0 | 0 | 0 | 0 | 0 | 0 |
| 1992 | | 0 | 0 | 0 | 0 | 0 | 0 | 0 | 0 | 0 | 0 | 0 | 0 |
| 1993 | | 0 | 0 | 0 | 0 | 0 | 0 | 0 | 0 | 0 | 0 | 0 | 0 |
| 1994 | | 0 | 0 | 0 | 0 | 0 | 0 | 0 | 0 | 0 | 0 | 0 | 0 |
| 1995 | | 0 | 0 | 0 | 0 | 0 | 0 | 0 | 0 | 0 | 0 | 0 | 0 |
| 1996 | | 1 | 1 | 1 | 1 | 1 | 1 | 0 | 0 | 0 | 0 | 0 | 0 |
| 1997 | | 0 | 0 | 0 | 0 | 0 | 0 | 0 | 0 | 0 | 0 | 0 | 0 |
| 1998 | | 0 | 0 | 0 | 0 | 0 | 0 | 0 | 0 | 1 | 1 | 1 | 1 |
| 1999 | | 0 | 0 | 0 | 0 | 0 | 0 | 0 | 0 | 0 | 0 | 0 | 0 |
| 2000 | | 1 | 1 | 3 | 2 | 0 | 0 | 0 | 0 | 0 | 0 | 0 | 0 |
| 2001 | | 0 | 0 | 0 | 0 | 0 | 0 | 0 | 0 | 0 | 0 | 0 | 0 |
| 2002 | | 1 | 1 | 1 | 4 | 3 | 1 | 11 | 12 | 10 | 10 | 10 | 10 |
| 2003 | | 4 | 2 | 2 | 2 | 2 | 2 | 2 | 2 | 2 | 2 | 2 | 2 |
| 2004 | | 6 | 7 | 6 | 6 | 5 | 4 | 3 | 2 | 2 | 2 | 3 | 3 |
| 2005 | | 9 | 7 | 7 | 6 | 4 | 4 | 5 | 3 | 2 | 2 | 1 | 1 |
| 2006 | | 10 | 9 | 10 | 9 | 11 | 9 | 12 | 10 | 11 | 8 | 8 | 7 |
| 2007 | | 29 | 27 | 26 | 24 | 22 | 22 | 20 | 18 | 20 | 20 | 17 | 17 |
| 2008 | | 120 | 109 | 96 | 82 | 72 | 71 | 59 | 58 | 51 | 46 | 37 | 35 |
| 2009 | | 1031 | 912 | 761 | 611 | 481 | 423 | 342 | 303 | 278 | 244 | 196 | 188 |
| 2010 | | 6219 | 5572 | 4822 | 3979 | 3080 | 2733 | 2096 | 1720 | 1551 | 1225 | 951 | 896 |
| 2011 | | 1427 | 2329 | 3105 | 3673 | 4003 | 4726 | 5220 | 5913 | 6275 | 6709 | 6833 | 6556 |
| 2012 | | | | | | | | | | | | | 320 |
| Total | | 8858 | 8977 | 8840 | 8399 | 7684 | 7996 | 7770 | 8041 | 8203 | 8269 | 8059 | 8036 |

CUYAHOGA COUNTY COMMON PLEAS COURT

Total Pending Judicial Foreclosure Cases Referred to Magistrates (C)

The following chart is a display of the total number of pending Judicial Foreclosure cases referred to the Magistrates on specific dates. The table below shows the number of these cases pending from each year since 1990.

**Total Pending Judicial Foreclosure Cases Referred to Magistrates
(02/21/2012 - 11/13/2012)**

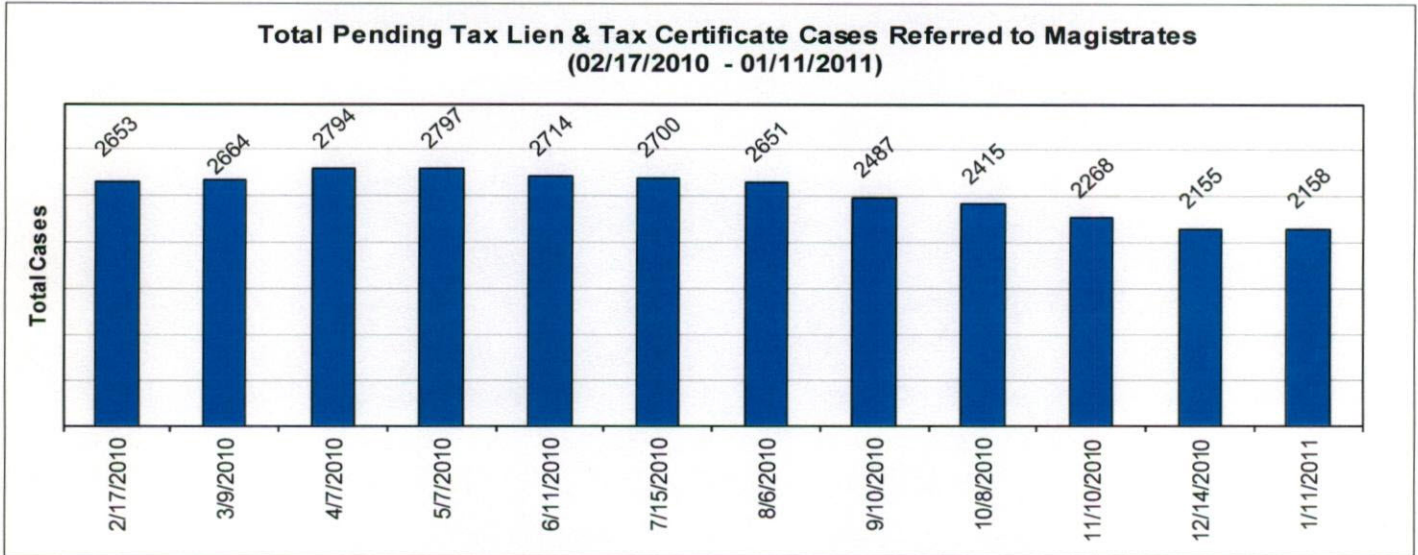


| | As of: | 2/21/2012 | 3/14/2012 | 4/16/2012 | 5/16/2012 | 6/14/2012 | 7/10/2012 | 8/10/2012 | 9/10/2012 | 10/9/2012 | 11/13/2012 | | |
|--------------|--------|-------------|-------------|-------------|-------------|-------------|-------------|-------------|-------------|-------------|-------------|---|--|
| Year | | | | | | | | | | | | | |
| 1990 | | 0 | 0 | 0 | 0 | 0 | 0 | 0 | 0 | 0 | 0 | | |
| 1991 | | 0 | 0 | 0 | 0 | 0 | 0 | 0 | 0 | 0 | 0 | | |
| 1992 | | 0 | 0 | 0 | 0 | 0 | 0 | 0 | 0 | 0 | 0 | | |
| 1993 | | 0 | 0 | 0 | 0 | 0 | 0 | 0 | 0 | 0 | 0 | | |
| 1994 | | 0 | 0 | 0 | 0 | 0 | 0 | 0 | 0 | 0 | 0 | | |
| 1995 | | 0 | 0 | 0 | 0 | 0 | 0 | 0 | 0 | 0 | 0 | | |
| 1996 | | 0 | 0 | 0 | 0 | 0 | 0 | 0 | 0 | 0 | 0 | | |
| 1997 | | 0 | 0 | 0 | 0 | 0 | 0 | 0 | 0 | 0 | 0 | | |
| 1998 | | 0 | 0 | 0 | 0 | 0 | 0 | 0 | 0 | 0 | 0 | | |
| 1999 | | 0 | 0 | 0 | 0 | 0 | 0 | 0 | 0 | 0 | 0 | | |
| 2000 | | 0 | 0 | 0 | 0 | 0 | 0 | 0 | 0 | 0 | 0 | | |
| 2001 | | 0 | 0 | 0 | 0 | 0 | 0 | 0 | 0 | 0 | 0 | 1 | |
| 2002 | | 10 | 10 | 10 | 11 | 10 | 10 | 10 | 10 | 10 | 10 | | |
| 2003 | | 2 | 2 | 2 | 2 | 2 | 2 | 2 | 2 | 2 | 2 | | |
| 2004 | | 3 | 3 | 2 | 2 | 2 | 2 | 2 | 1 | 2 | 1 | | |
| 2005 | | 0 | 0 | 0 | 0 | 1 | 2 | 2 | 2 | 2 | 2 | | |
| 2006 | | 8 | 8 | 8 | 8 | 8 | 7 | 5 | 5 | 5 | 5 | | |
| 2007 | | 16 | 17 | 18 | 34 | 32 | 36 | 34 | 31 | 31 | 29 | | |
| 2008 | | 28 | 30 | 26 | 24 | 23 | 23 | 20 | 18 | 15 | 13 | | |
| 2009 | | 165 | 155 | 154 | 140 | 129 | 126 | 120 | 122 | 114 | 105 | | |
| 2010 | | 742 | 661 | 572 | 491 | 445 | 415 | 392 | 343 | 293 | 261 | | |
| 2011 | | 5528 | 4981 | 4267 | 3615 | 3096 | 2728 | 2283 | 1916 | 1619 | 1384 | | |
| 2012 | | 1471 | 2102 | 3062 | 3779 | 4318 | 4910 | 5618 | 6084 | 6460 | 6763 | | |
| Total | | 7973 | 7969 | 8121 | 8106 | 8066 | 8261 | 8488 | 8534 | 8553 | 8576 | | |

CUYAHOGA COUNTY COMMON PLEAS COURT

Total Pending Tax Lien & Certificate Cases Referred to Magistrates (A)

The following chart is a display of the number of pending tax Judicial Foreclosure cases referred to the Magistrates on specific dates. The table below shows the number of pending tax Judicial Foreclosure cases in each year since 1990.




| | As of: | 2/17/2010 | 3/9/2010 | 4/7/2010 | 5/7/2010 | 6/11/2010 | 7/15/2010 | 8/6/2010 | 9/10/2010 | 10/8/2010 | 11/10/2010 | 12/14/2010 | 1/11/2011 |
|--------------|--------|-------------|-------------|-------------|-------------|-------------|-------------|-------------|-------------|-------------|-------------|-------------|-------------|
| Year | | | | | | | | | | | | | |
| 1990 | | 0 | 0 | 0 | 0 | 0 | 0 | 0 | 0 | 0 | 0 | 0 | 0 |
| 1991 | | 0 | 0 | 0 | 0 | 0 | 0 | 0 | 0 | 0 | 0 | 0 | 0 |
| 1992 | | 0 | 0 | 0 | 0 | 0 | 0 | 0 | 0 | 0 | 0 | 0 | 0 |
| 1993 | | 0 | 0 | 0 | 0 | 0 | 0 | 0 | 0 | 0 | 0 | 0 | 0 |
| 1994 | | 0 | 0 | 0 | 0 | 0 | 0 | 0 | 0 | 0 | 0 | 0 | 0 |
| 1995 | | 0 | 0 | 0 | 0 | 0 | 0 | 0 | 0 | 0 | 0 | 0 | 0 |
| 1996 | | 0 | 0 | 0 | 0 | 0 | 0 | 0 | 0 | 0 | 0 | 0 | 0 |
| 1997 | | 0 | 0 | 0 | 0 | 0 | 0 | 0 | 0 | 0 | 0 | 0 | 0 |
| 1998 | | 0 | 0 | 0 | 0 | 0 | 0 | 0 | 0 | 0 | 0 | 0 | 0 |
| 1999 | | 0 | 0 | 0 | 0 | 0 | 0 | 0 | 0 | 0 | 0 | 0 | 0 |
| 2000 | | 1 | 1 | 1 | 1 | 1 | 1 | 1 | 1 | 0 | 0 | 0 | 0 |
| 2001 | | 1 | 1 | 1 | 0 | 0 | 0 | 0 | 0 | 0 | 0 | 0 | 0 |
| 2002 | | 0 | 0 | 0 | 1 | 0 | 0 | 0 | 0 | 0 | 0 | 0 | 0 |
| 2003 | | 1 | 1 | 1 | 1 | 1 | 1 | 1 | 0 | 1 | 0 | 0 | 0 |
| 2004 | | 4 | 3 | 3 | 3 | 3 | 3 | 3 | 3 | 3 | 3 | 3 | 3 |
| 2005 | | 2 | 2 | 2 | 2 | 1 | 2 | 2 | 2 | 2 | 2 | 3 | 4 |
| 2006 | | 3 | 3 | 3 | 4 | 2 | 4 | 4 | 4 | 4 | 5 | 4 | 6 |
| 2007 | | 12 | 10 | 10 | 11 | 10 | 8 | 8 | 8 | 6 | 6 | 5 | 5 |
| 2008 | | 186 | 156 | 133 | 107 | 91 | 82 | 77 | 63 | 55 | 51 | 45 | 41 |
| 2009 | | 2267 | 2145 | 2054 | 1924 | 1750 | 1558 | 1422 | 1246 | 1102 | 908 | 753 | 674 |
| 2010 | | 176 | 342 | 586 | 743 | 855 | 1041 | 1133 | 1160 | 1242 | 1293 | 1342 | 1425 |
| Total | | 2653 | 2664 | 2794 | 2797 | 2714 | 2700 | 2651 | 2487 | 2415 | 2268 | 2155 | 2158 |

CUYAHOGA COUNTY COMMON PLEAS COURT

Total Pending Tax Lien & Certificate Cases Referred to Magistrates (B)

The following chart is a display of the number of pending tax Judicial Foreclosure cases referred to the Magistrates on specific dates. The table below shows the number of pending tax Judicial Foreclosure cases in each year since 1990.




| | As of: | 2/11/2011 | 3/10/2011 | 4/7/2011 | 5/10/2011 | 6/17/2011 | 7/7/2011 | 8/10/2011 | 9/13/2011 | 10/11/2011 | 11/18/2011 | 12/30/2011 | 1/13/2012 |
|--------------|--------|-------------|-------------|-------------|-------------|-------------|-------------|-------------|-------------|-------------|-------------|-------------|-------------|
| Year | | | | | | | | | | | | | |
| 1990 | | 0 | 0 | 0 | 0 | 0 | 0 | 0 | 0 | 0 | 0 | 0 | 0 |
| 1991 | | 0 | 0 | 0 | 0 | 0 | 0 | 0 | 0 | 0 | 0 | 0 | 0 |
| 1992 | | 0 | 0 | 0 | 0 | 0 | 0 | 0 | 0 | 0 | 0 | 0 | 0 |
| 1993 | | 0 | 0 | 0 | 0 | 0 | 0 | 0 | 0 | 0 | 0 | 0 | 0 |
| 1994 | | 0 | 0 | 0 | 0 | 0 | 0 | 0 | 0 | 0 | 0 | 0 | 0 |
| 1995 | | 0 | 0 | 0 | 0 | 0 | 0 | 0 | 0 | 0 | 0 | 0 | 0 |
| 1996 | | 0 | 0 | 0 | 0 | 0 | 0 | 0 | 0 | 0 | 0 | 0 | 0 |
| 1997 | | 0 | 0 | 0 | 0 | 0 | 0 | 0 | 0 | 0 | 0 | 0 | 0 |
| 1998 | | 0 | 0 | 0 | 0 | 0 | 0 | 0 | 0 | 1 | 1 | 1 | 1 |
| 1999 | | 0 | 0 | 0 | 0 | 0 | 0 | 0 | 0 | 0 | 0 | 0 | 0 |
| 2000 | | 0 | 0 | 0 | 0 | 0 | 0 | 0 | 0 | 0 | 0 | 0 | 0 |
| 2001 | | 0 | 0 | 0 | 0 | 0 | 0 | 0 | 0 | 0 | 0 | 0 | 0 |
| 2002 | | 0 | 0 | 0 | 0 | 1 | 0 | 0 | 1 | 0 | 0 | 0 | 0 |
| 2003 | | 0 | 0 | 0 | 0 | 0 | 0 | 0 | 0 | 0 | 0 | 0 | 0 |
| 2004 | | 3 | 4 | 3 | 3 | 3 | 3 | 2 | 1 | 1 | 1 | 1 | 1 |
| 2005 | | 4 | 4 | 4 | 4 | 3 | 4 | 3 | 2 | 1 | 0 | 0 | 0 |
| 2006 | | 3 | 3 | 2 | 2 | 2 | 2 | 3 | 3 | 3 | 2 | 2 | 1 |
| 2007 | | 5 | 5 | 6 | 6 | 6 | 5 | 5 | 4 | 5 | 5 | 3 | 4 |
| 2008 | | 35 | 31 | 30 | 26 | 20 | 19 | 15 | 14 | 14 | 10 | 10 | 10 |
| 2009 | | 507 | 441 | 364 | 294 | 208 | 181 | 144 | 129 | 121 | 113 | 97 | 95 |
| 2010 | | 1297 | 1193 | 1040 | 874 | 668 | 592 | 425 | 351 | 315 | 261 | 211 | 197 |
| 2011 | | 403 | 764 | 818 | 898 | 973 | 984 | 1004 | 1209 | 1224 | 1245 | 1223 | 1206 |
| 2012 | | | | | | | | | | | | | 91 |
| Total | | 2257 | 2445 | 2267 | 1209 | 1884 | 1790 | 1601 | 1714 | 1685 | 1638 | 1548 | 1606 |

CUYAHOGA COUNTY COMMON PLEAS COURT

Total Pending Tax Lien & Certificate Cases Referred to Magistrates (C)

The following chart is a display of the number of pending tax Judicial Foreclosure cases referred to the Magistrates on specific dates. The table below shows the number of pending tax Judicial Foreclosure cases in each year since 1990.

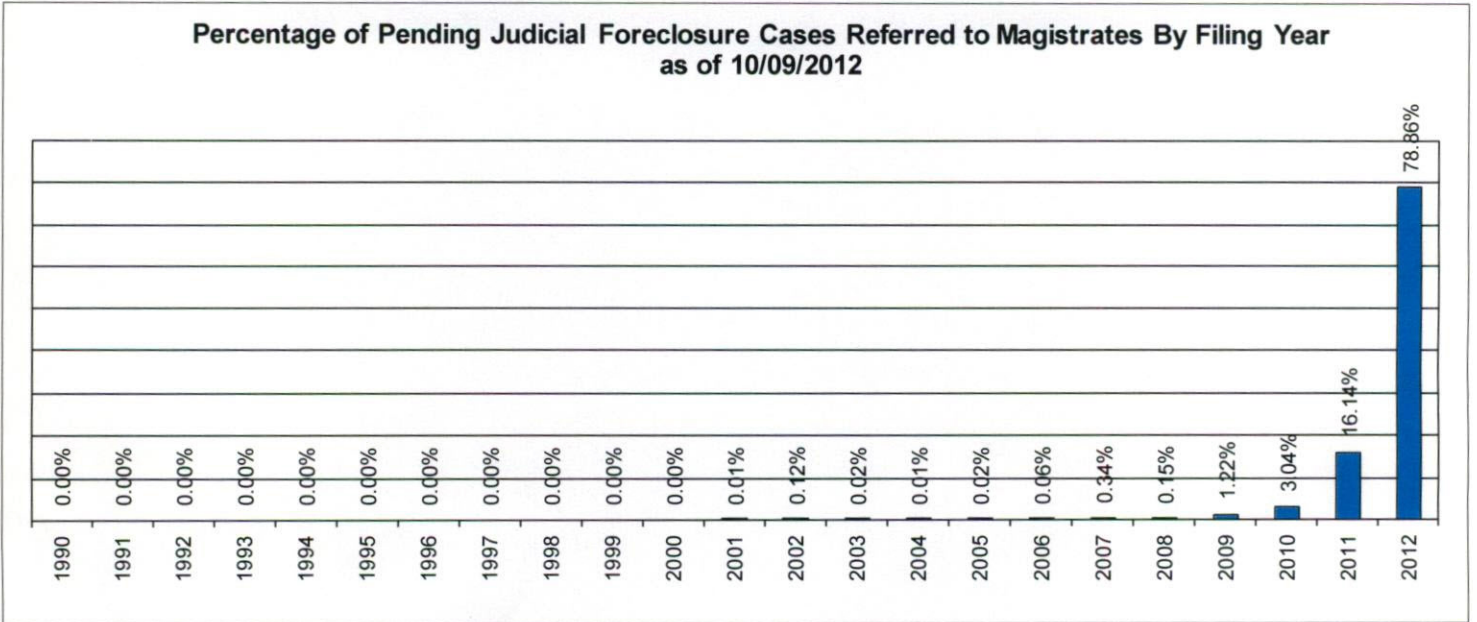


| | As of: | 2/21/2012 | 3/14/2012 | 4/16/2012 | 5/16/2012 | 6/14/2012 | 7/10/2012 | 8/10/2012 | 9/10/2012 | 10/9/2012 | 11/13/2012 |
|--------------|--------|-------------|-------------|-------------|-------------|-------------|-------------|-------------|-------------|-------------|-------------|
| Year | | | | | | | | | | | |
| 1990 | | 0 | 0 | 0 | 0 | 0 | 0 | 0 | 0 | 0 | 0 |
| 1991 | | 0 | 0 | 0 | 0 | 0 | 0 | 0 | 0 | 0 | 0 |
| 1992 | | 0 | 0 | 0 | 0 | 0 | 0 | 0 | 0 | 0 | 0 |
| 1993 | | 0 | 0 | 0 | 0 | 0 | 0 | 0 | 0 | 0 | 0 |
| 1994 | | 0 | 0 | 0 | 0 | 0 | 0 | 0 | 0 | 0 | 0 |
| 1995 | | 0 | 0 | 0 | 0 | 0 | 0 | 0 | 0 | 0 | 0 |
| 1996 | | 0 | 0 | 0 | 0 | 0 | 0 | 0 | 0 | 0 | 0 |
| 1997 | | 0 | 0 | 0 | 0 | 0 | 0 | 0 | 0 | 0 | 0 |
| 1998 | | 0 | 0 | 0 | 0 | 0 | 0 | 0 | 0 | 0 | 0 |
| 1999 | | 0 | 0 | 0 | 0 | 0 | 0 | 0 | 0 | 0 | 0 |
| 2000 | | 0 | 0 | 0 | 0 | 0 | 0 | 0 | 0 | 0 | 0 |
| 2001 | | 0 | 0 | 0 | 0 | 0 | 0 | 0 | 0 | 0 | 0 |
| 2002 | | 0 | 0 | 0 | 1 | 0 | 0 | 0 | 0 | 0 | 0 |
| 2003 | | 0 | 0 | 0 | 0 | 0 | 0 | 0 | 0 | 0 | 0 |
| 2004 | | 0 | 1 | 1 | 2 | 2 | 2 | 2 | 1 | 2 | 1 |
| 2005 | | 1 | 0 | 0 | 0 | 0 | 0 | 0 | 0 | 0 | 0 |
| 2006 | | 1 | 1 | 1 | 1 | 2 | 1 | 0 | 0 | 0 | 0 |
| 2007 | | 5 | 5 | 5 | 4 | 4 | 5 | 5 | 4 | 3 | 3 |
| 2008 | | 5 | 5 | 8 | 5 | 5 | 5 | 4 | 4 | 3 | 2 |
| 2009 | | 80 | 79 | 78 | 77 | 69 | 67 | 63 | 55 | 53 | 48 |
| 2010 | | 157 | 141 | 138 | 127 | 113 | 111 | 103 | 93 | 87 | 75 |
| 2011 | | 957 | 888 | 785 | 693 | 576 | 529 | 444 | 401 | 367 | 338 |
| 2012 | | 320 | 365 | 415 | 473 | 497 | 540 | 512 | 560 | 665 | 710 |
| Total | | 1526 | 1485 | 1431 | 1383 | 1268 | 1260 | 1133 | 1118 | 1180 | 1177 |

CUYAHOGA COUNTY COMMON PLEAS COURT

Percentage of Pending Judicial Foreclosure Cases By Filing Year

The following chart is a representation of the total number of pending Judicial Foreclosure cases by filing year expressed as a percentage on a specific date. The table below is the supporting data for this chart.

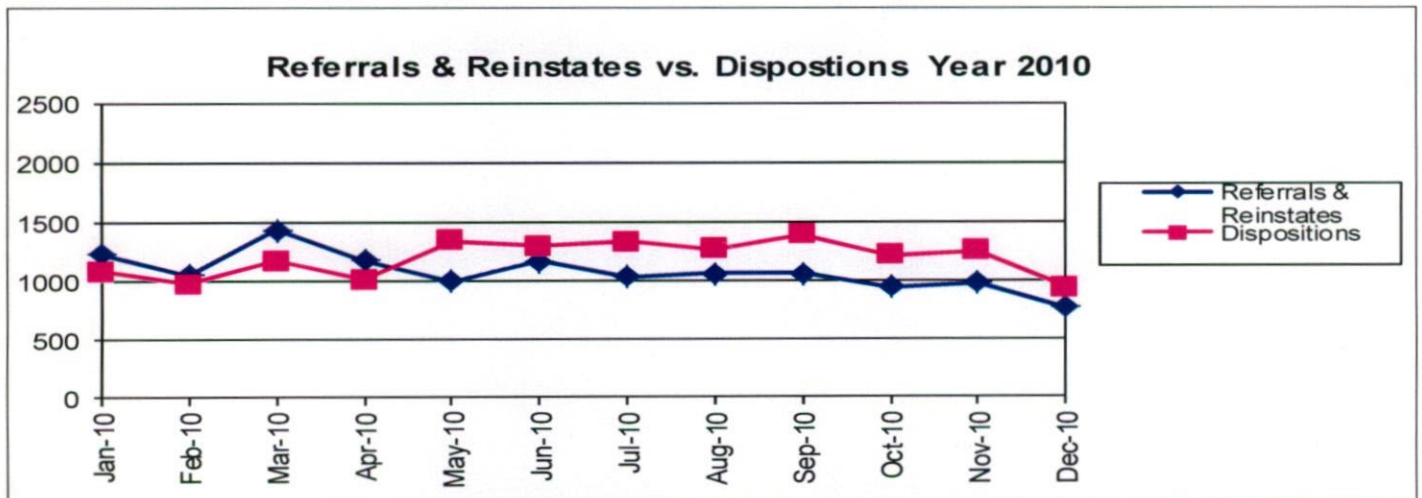
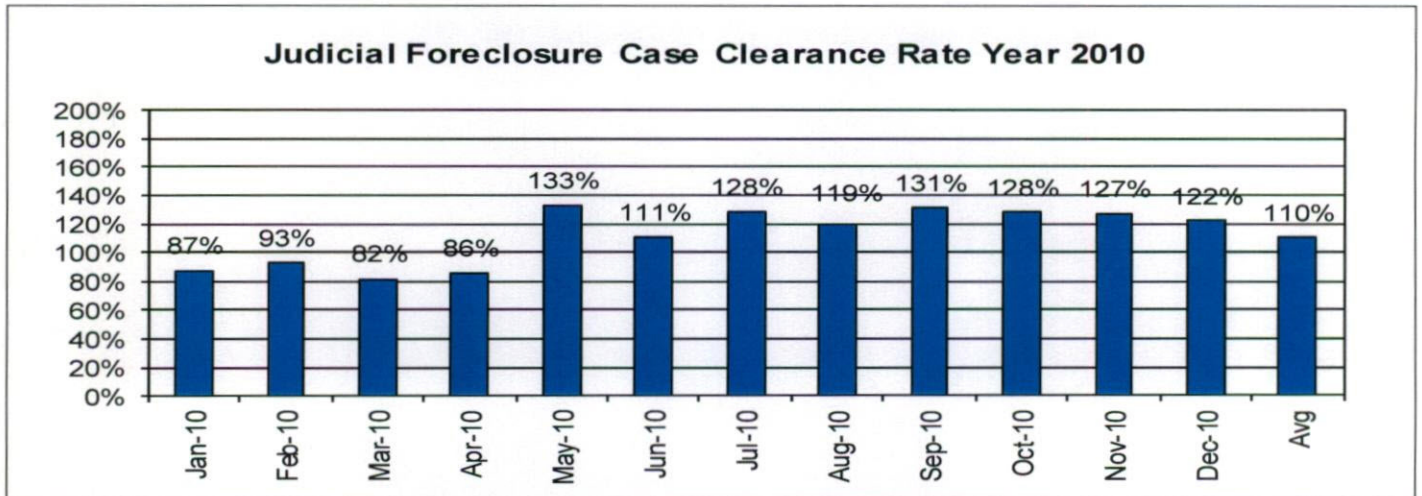


| Year | As of: | 11/13/2012 | % of Total |
|--------------|--------|-------------|----------------|
| 1990 | | 0 | 0.00% |
| 1991 | | 0 | 0.00% |
| 1992 | | 0 | 0.00% |
| 1993 | | 0 | 0.00% |
| 1994 | | 0 | 0.00% |
| 1995 | | 0 | 0.00% |
| 1996 | | 0 | 0.00% |
| 1997 | | 0 | 0.00% |
| 1998 | | 0 | 0.00% |
| 1999 | | 0 | 0.00% |
| 2000 | | 0 | 0.00% |
| 2001 | | 1 | 0.01% |
| 2002 | | 10 | 0.12% |
| 2003 | | 2 | 0.02% |
| 2004 | | 1 | 0.01% |
| 2005 | | 2 | 0.02% |
| 2006 | | 5 | 0.06% |
| 2007 | | 29 | 0.34% |
| 2008 | | 13 | 0.15% |
| 2009 | | 105 | 1.22% |
| 2010 | | 261 | 3.04% |
| 2011 | | 1384 | 16.14% |
| 2012 | | 6763 | 78.86% |
| Total | | 8576 | 100.00% |

CUYAHOGA COUNTY COMMON PLEAS COURT

Judicial Foreclosure Clearance Rate Year 2010

The Clearance Rate is the number of outgoing cases as a percentage of the number of incoming cases. Clearance rate measures whether the court is keeping up with its incoming caseload. If cases are not disposed in a timely manner, a backlog of cases awaiting disposition will grow. A Clearance Rate of 100% indicates that at least as many cases as have been filed, reopened, or reactivated in a period have been disposed.

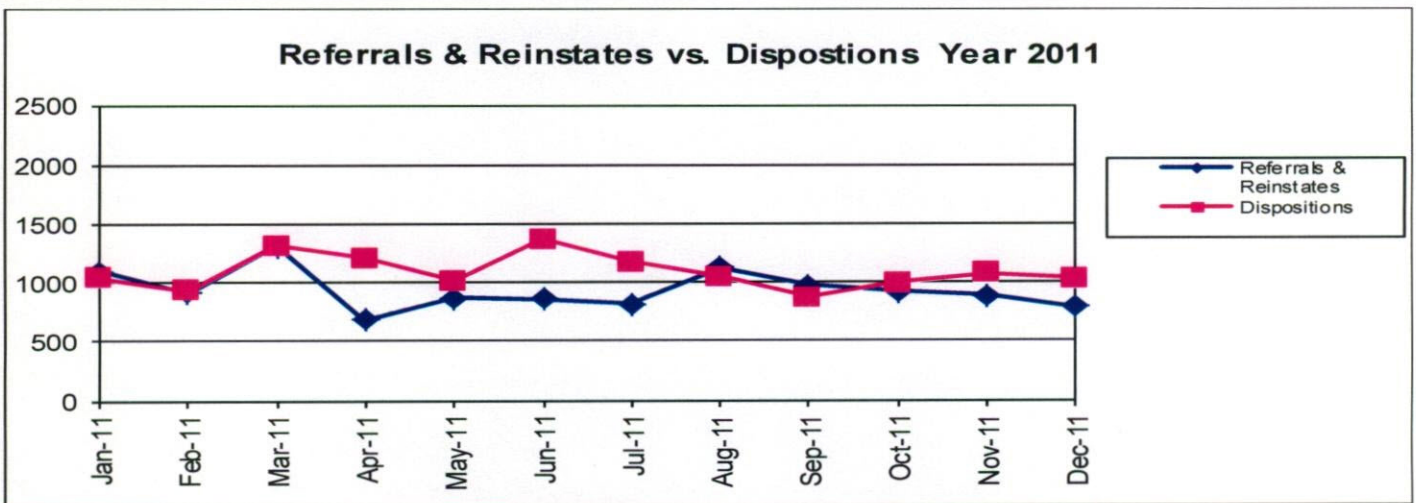
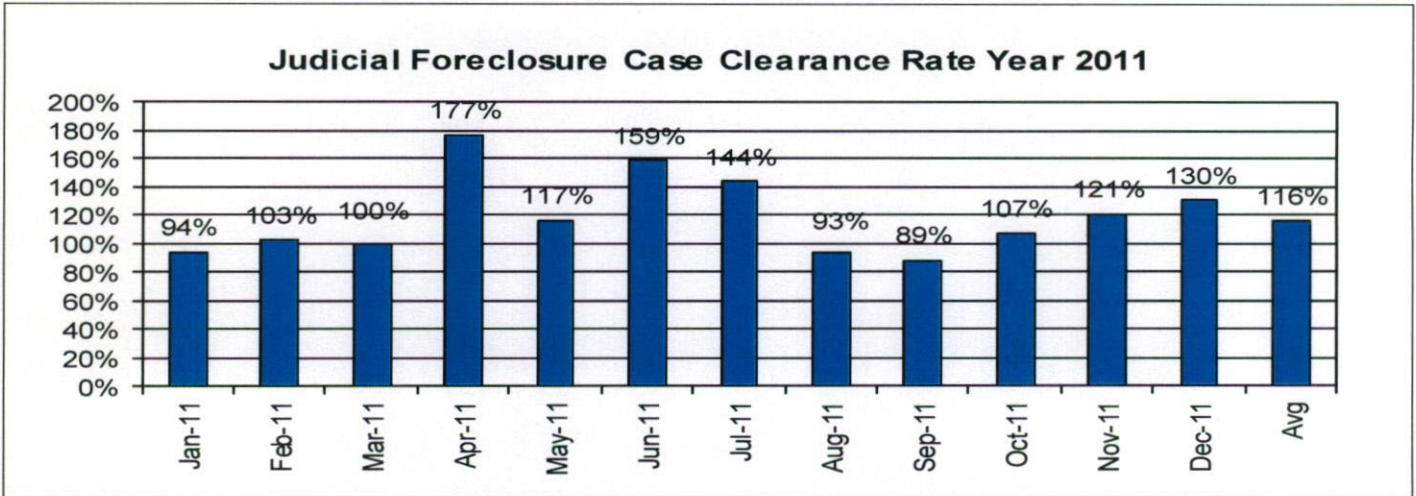


| | Referrals & Reinstates | Dispositions | Clearance Rate |
|--------|------------------------|--------------|----------------|
| Jan-10 | 1231 | 1077 | 87% |
| Feb-10 | 1047 | 970 | 93% |
| Mar-10 | 1434 | 1170 | 82% |
| Apr-10 | 1177 | 1010 | 86% |
| May-10 | 999 | 1331 | 133% |
| Jun-10 | 1170 | 1295 | 111% |
| Jul-10 | 1029 | 1322 | 128% |
| Aug-10 | 1058 | 1262 | 119% |
| Sep-10 | 1060 | 1391 | 131% |
| Oct-10 | 948 | 1211 | 128% |
| Nov-10 | 978 | 1244 | 127% |
| Dec-10 | 768 | 935 | 122% |
| Avg | 1075 | 1185 | 110% |
| Total | 12899 | 14218 | |

CUYAHOGA COUNTY COMMON PLEAS COURT

Judicial Foreclosure Clearance Rate Year 2011

The Clearance Rate is the number of outgoing cases as a percentage of the number of incoming cases. Clearance rate measures whether the court is keeping up with its incoming caseload. If cases are not disposed in a timely manner, a backlog of cases awaiting disposition will grow. A Clearance Rate of 100% indicates that at least as many cases as have been filed, reopened, or reactivated in a period have been disposed.

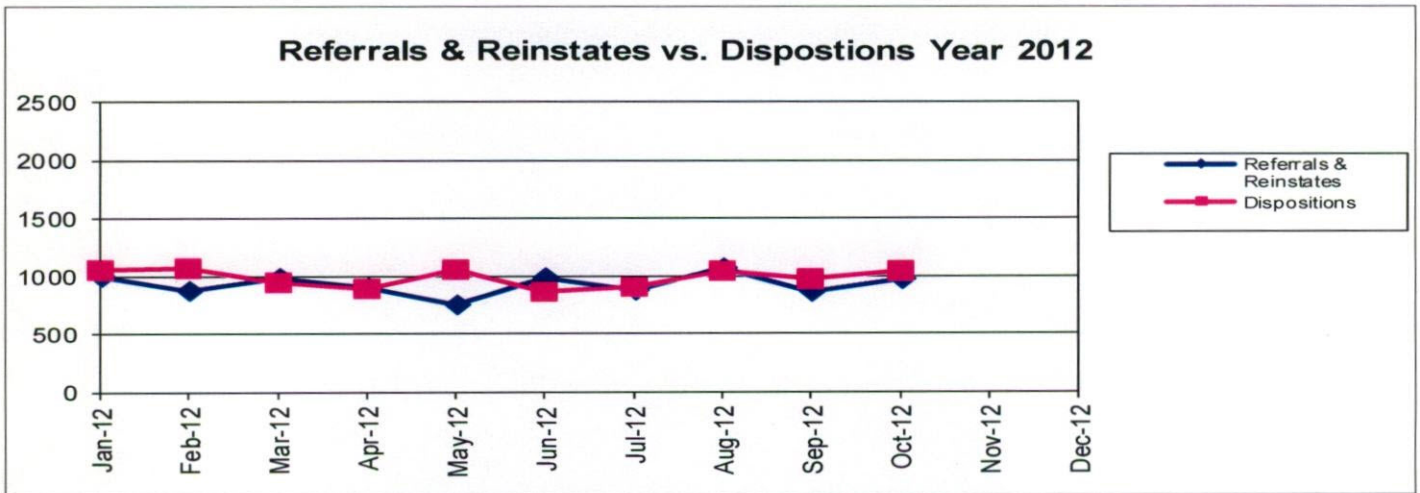
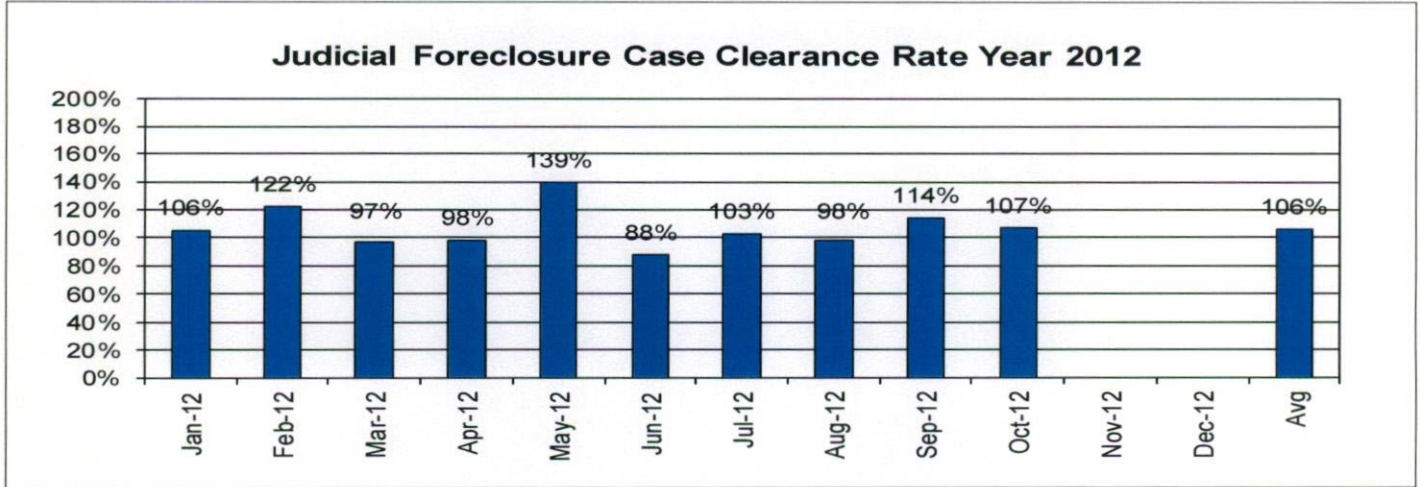


| | Referrals & Reinstates | Dispositions | Clearance Rate |
|--------|------------------------|--------------|----------------|
| Jan-11 | 1099 | 1037 | 94% |
| Feb-11 | 906 | 930 | 103% |
| Mar-11 | 1309 | 1304 | 100% |
| Apr-11 | 677 | 1199 | 177% |
| May-11 | 866 | 1009 | 117% |
| Jun-11 | 856 | 1360 | 159% |
| Jul-11 | 814 | 1170 | 144% |
| Aug-11 | 1122 | 1046 | 93% |
| Sep-11 | 972 | 862 | 89% |
| Oct-11 | 919 | 986 | 107% |
| Nov-11 | 884 | 1071 | 121% |
| Dec-11 | 787 | 1027 | 130% |
| Avg | 934 | 1083 | 116% |
| Total | 11211 | 13001 | |

CUYAHOGA COUNTY COMMON PLEAS COURT

Judicial Foreclosure Clearance Rate Year 2012

The Clearance Rate is the number of outgoing cases as a percentage of the number of incoming cases. Clearance rate measures whether the court is keeping up with its incoming caseload. If cases are not disposed in a timely manner, a backlog of cases awaiting disposition will grow. A Clearance Rate of 100% indicates that at least as many cases as have been filed, reopened, or reactivated in a period have been disposed.

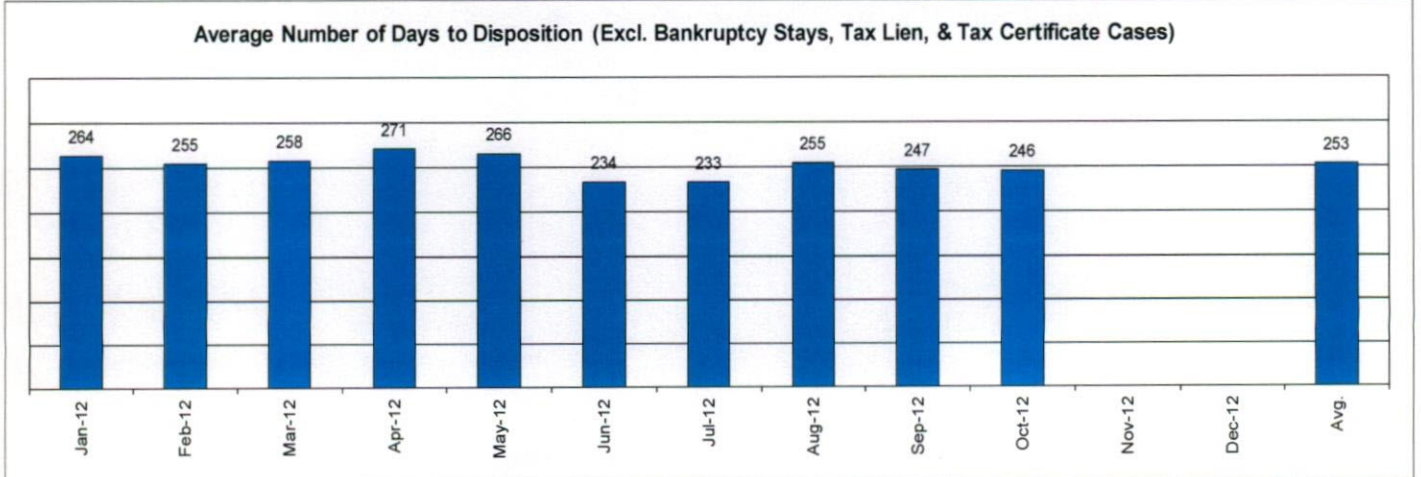
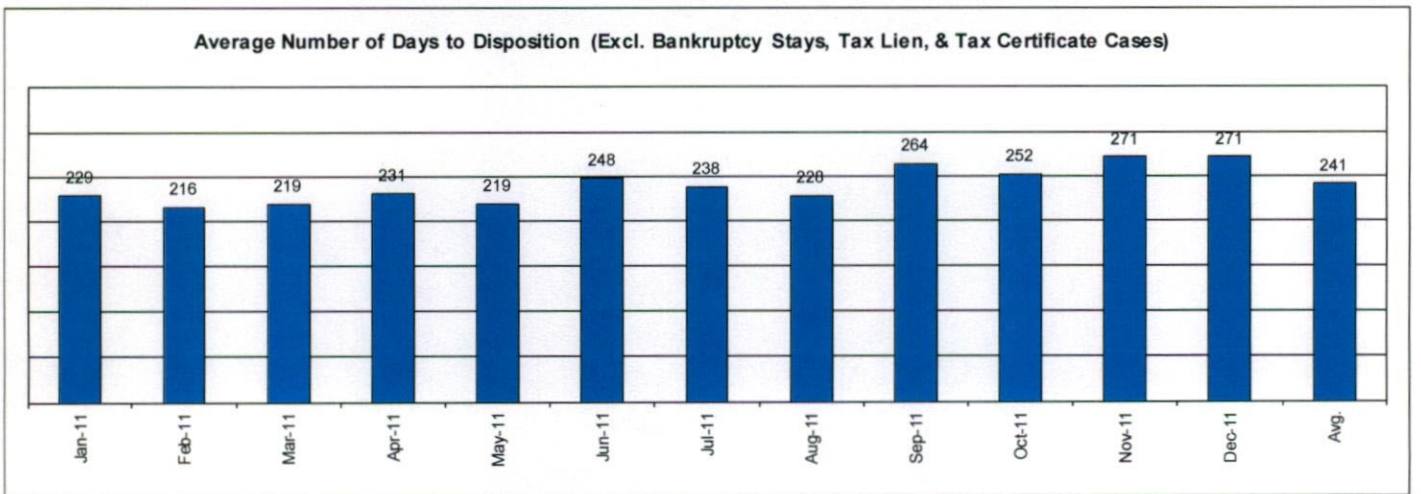
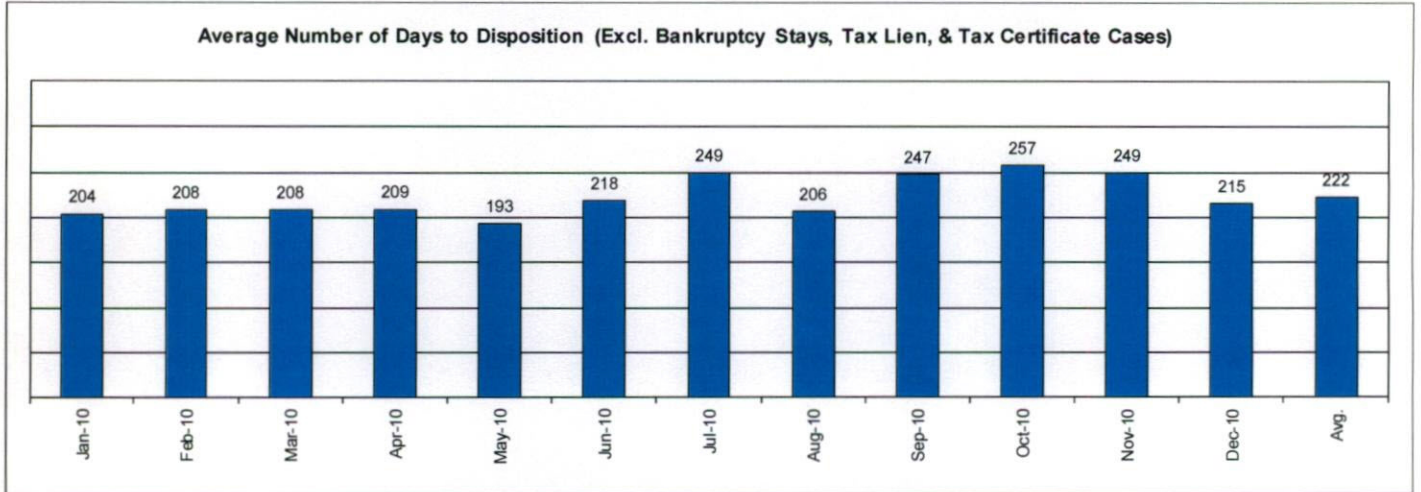


| | Referrals & Reinstates | Dispositions | Clearance Rate |
|--------|------------------------|--------------|----------------|
| Jan-12 | 995 | 1051 | 106% |
| Feb-12 | 874 | 1068 | 122% |
| Mar-12 | 974 | 944 | 97% |
| Apr-12 | 894 | 880 | 98% |
| May-12 | 750 | 1044 | 139% |
| Jun-12 | 982 | 863 | 88% |
| Jul-12 | 869 | 896 | 103% |
| Aug-12 | 1058 | 1034 | 98% |
| Sep-12 | 851 | 972 | 114% |
| Oct-12 | 961 | 1028 | 107% |
| Nov-12 | | | |
| Dec-12 | | | |
| Avg | 921 | 978 | 106% |
| Total | 9208 | 9780 | |

CUYAHOGA COUNTY COMMON PLEAS COURT

Avg. Number of Days to Disp. (Excl. Bank. Stays & Tax Lien & Tax Cert.)

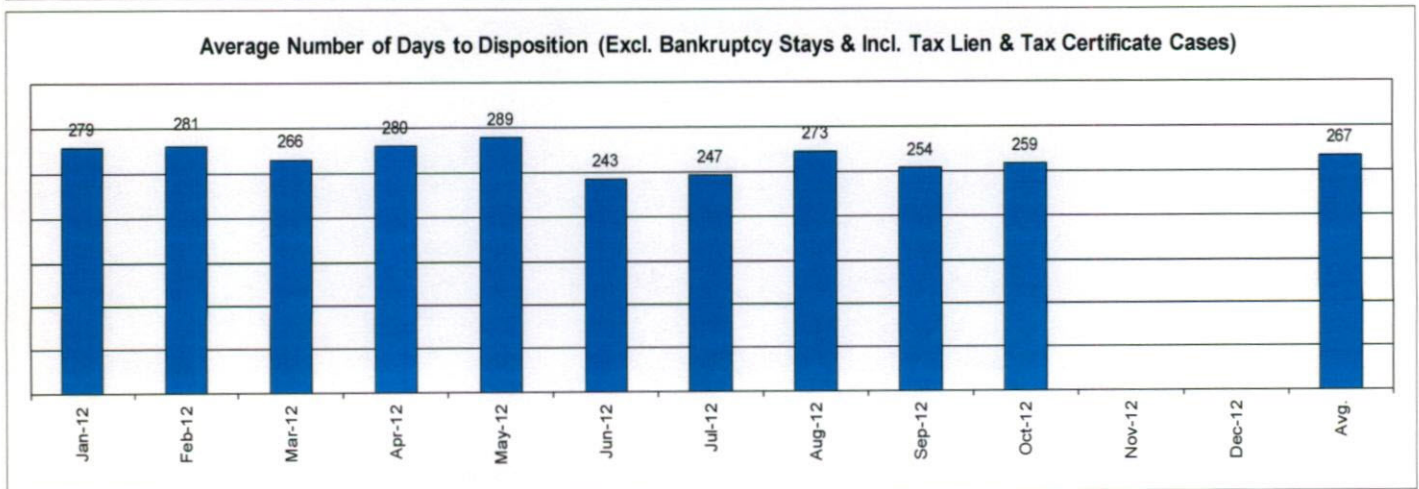
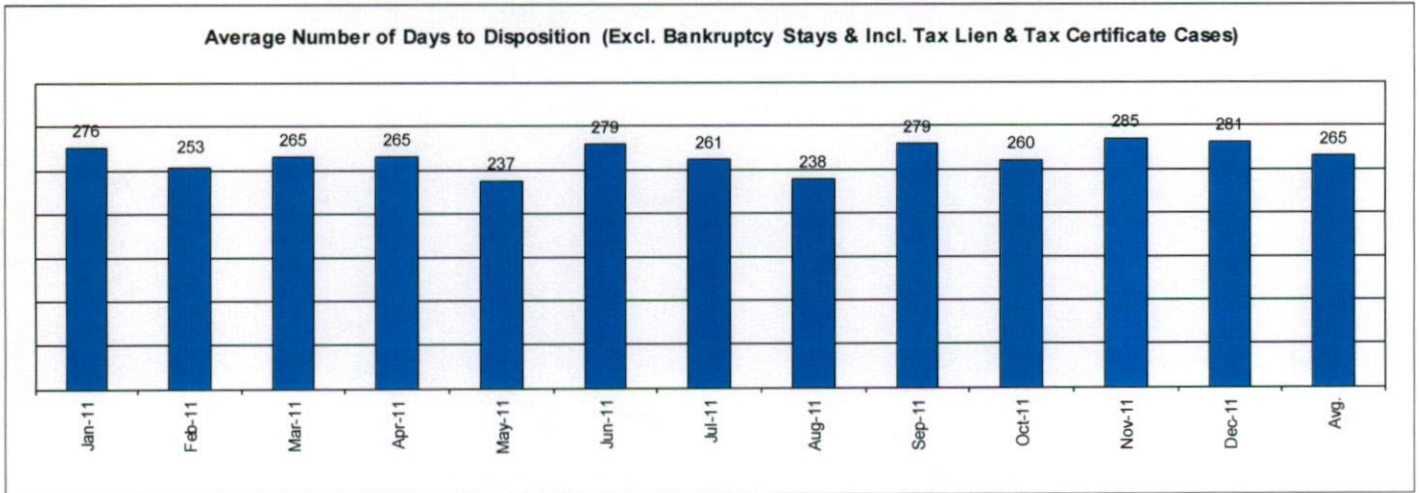
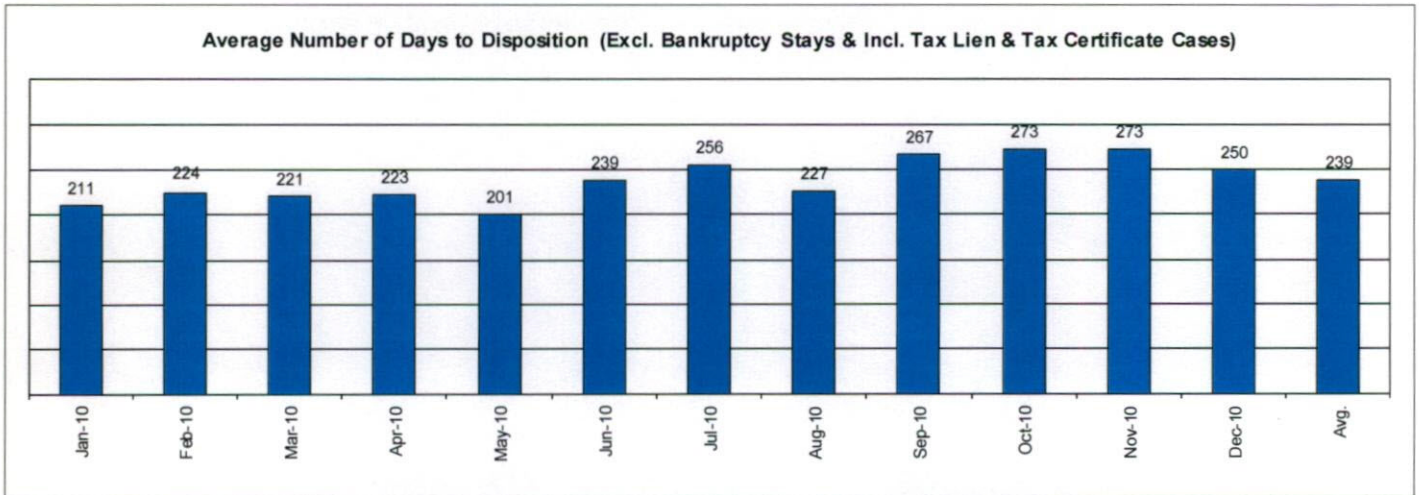
The average number of days to disposition is the number of days from filing to a final disposition entry being filed with the Clerk of Court. The data sample is based on all judicial foreclosure cases terminated by decree or dismissal (cases terminated by bankruptcy are not included) in a month. Each case is examined to determine the number of days between filing and termination with the periods that a case may have been in bankruptcy subtracted. Adding the total days of all of the cases minus bankruptcy periods and dividing by the total number of cases calculates the average. In the following chart, tax judicial foreclosure cases are excluded.



CUYAHOGA COUNTY COMMON PLEAS COURT

Avg. Number of Days to Disp. (Excl. Bank. Stays & Incl. Tax Lien & Tax Cert.)

The average number of days to disposition is the number of days from filing to a final disposition entry being filed with the Clerk of Court. The data sample is based on all Judicial Foreclosure cases terminated by decree or dismissal (cases terminated by bankruptcy are not included) in a month. Each case is examined to determine the number of days between filing and termination with the periods that a case may have been in bankruptcy subtracted. Adding the total days of all of the cases minus bankruptcy periods and dividing by the total number of cases calculates the average. In the following chart, all types of Judicial Foreclosure cases are included.

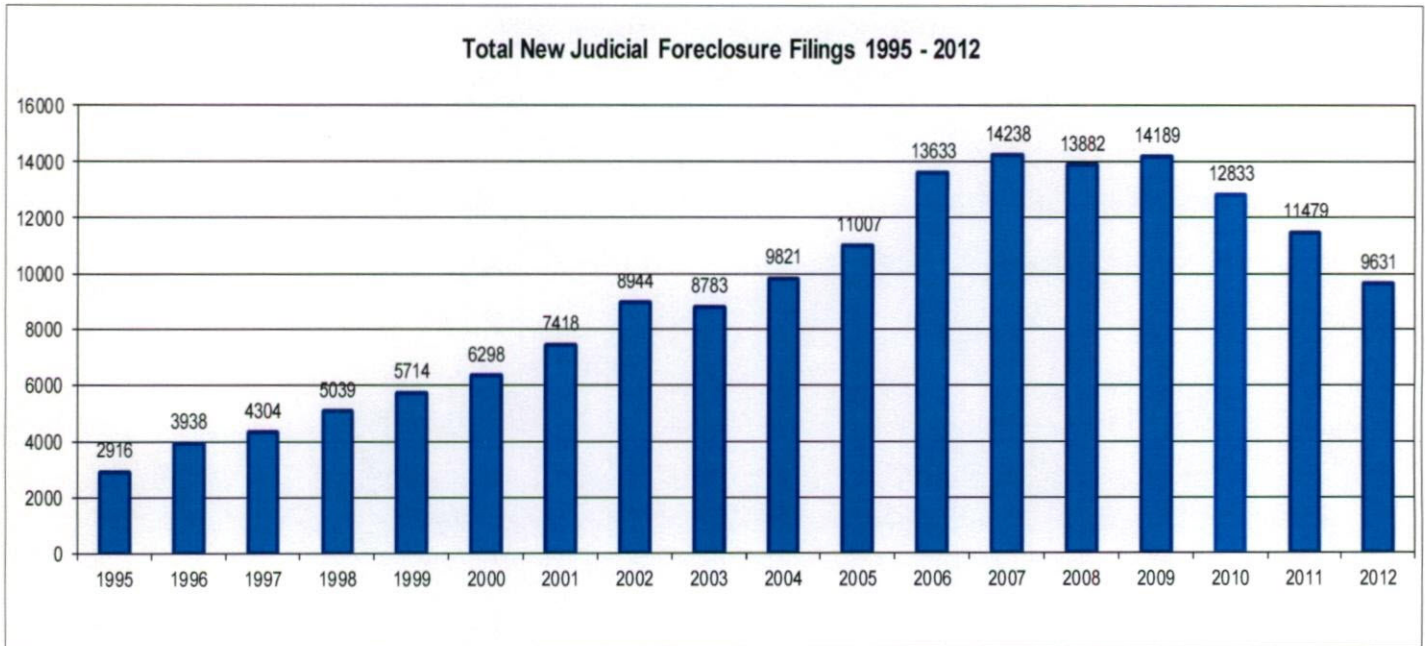


CUYAHOGA COUNTY COMMON PLEAS COURT

Total New Judicial Foreclosure Filings

The following charts are provided as a historical view of new judicial foreclosure filings.

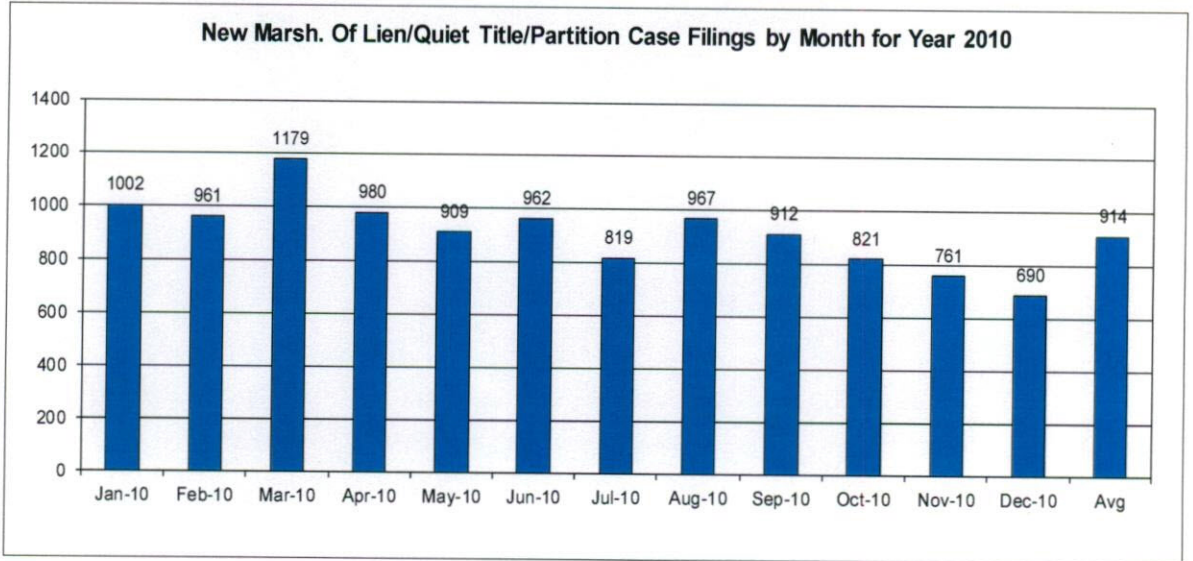
1. Total New Judicial Foreclosure Filings from 1995 – 2012 by year
2. Total New Marsh of Lien/Quiet Title/Partition Filings from 2010 – 2012 by month
3. Total New Tax Lien & Tax Certificate Filings for 2010 – 2012 by month
4. Total New Judicial Foreclosure Filings from 2010 – 2012 by month



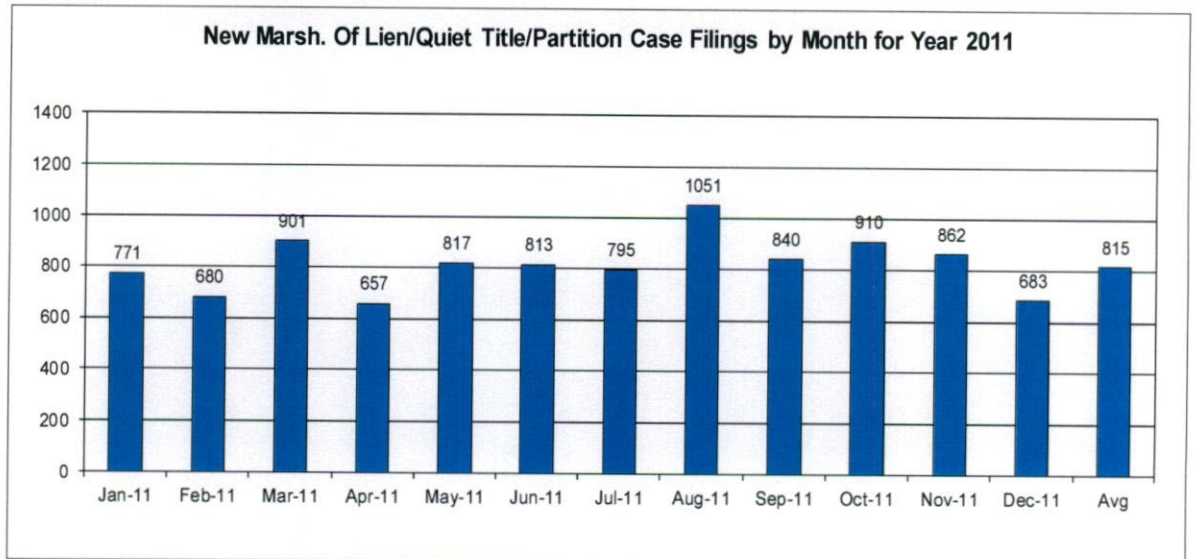
CUYAHOGA COUNTY COMMON PLEAS COURT

New Marsh of Lien/Quiet Title/Partition Case Filings by Month for Years 2010 – 2012 YTD

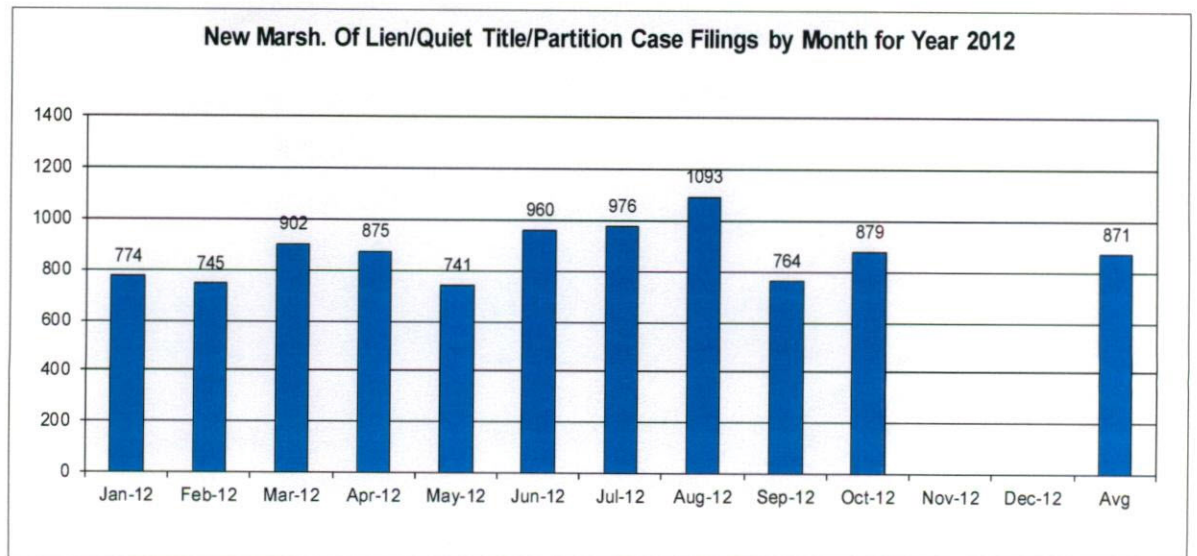
| Month | # Filings |
|--------|-----------|
| Jan-10 | 1002 |
| Feb-10 | 961 |
| Mar-10 | 1179 |
| Apr-10 | 980 |
| May-10 | 909 |
| Jun-10 | 962 |
| Jul-10 | 819 |
| Aug-10 | 967 |
| Sep-10 | 912 |
| Oct-10 | 821 |
| Nov-10 | 761 |
| Dec-10 | 690 |
| Avg | 914 |
| Total | 10963 |



| Month | # Filings |
|--------|-----------|
| Jan-11 | 771 |
| Feb-11 | 680 |
| Mar-11 | 901 |
| Apr-11 | 657 |
| May-11 | 817 |
| Jun-11 | 813 |
| Jul-11 | 795 |
| Aug-11 | 1051 |
| Sep-11 | 840 |
| Oct-11 | 910 |
| Nov-11 | 862 |
| Dec-11 | 683 |
| Avg | 815 |
| Total | 9780 |



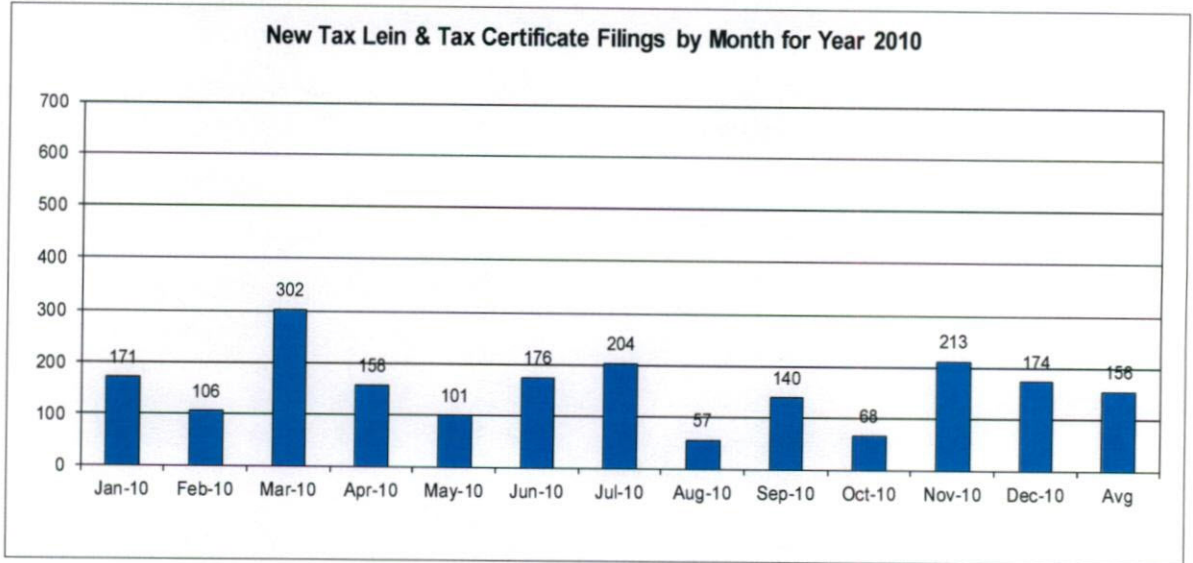
| Month | # Filings |
|--------|-----------|
| Jan-12 | 774 |
| Feb-12 | 745 |
| Mar-12 | 902 |
| Apr-12 | 875 |
| May-12 | 741 |
| Jun-12 | 960 |
| Jul-12 | 976 |
| Aug-12 | 1093 |
| Sep-12 | 764 |
| Oct-12 | 879 |
| Nov-12 | |
| Dec-12 | |
| Avg | 871 |
| Total | 8709 |



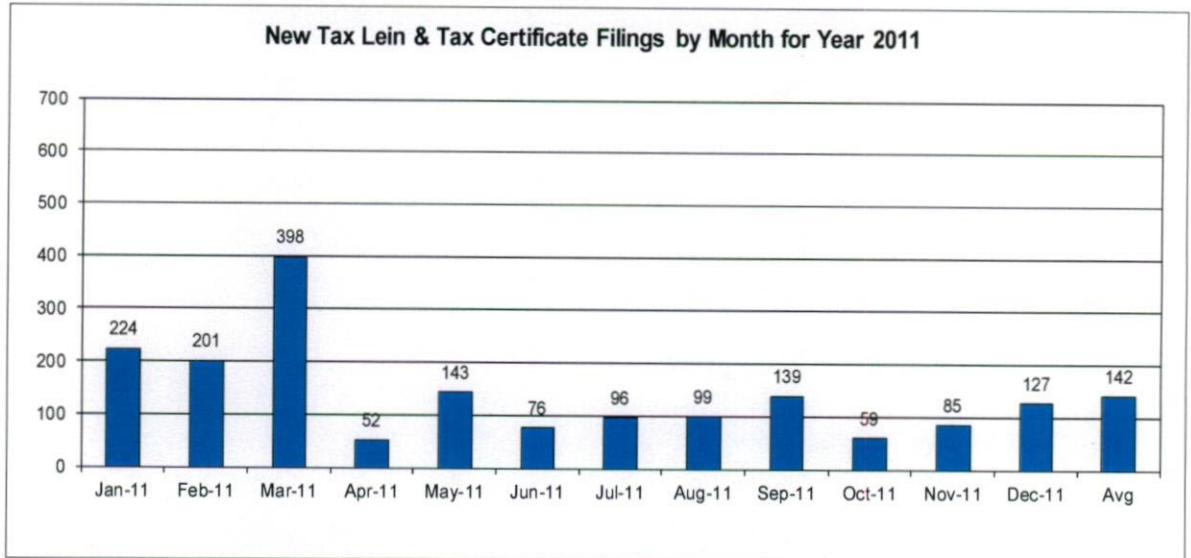
CUYAHOGA COUNTY COMMON PLEAS COURT

New Tax Lien & Certificate Filings by Month for Years 2010 – 2012 YTD

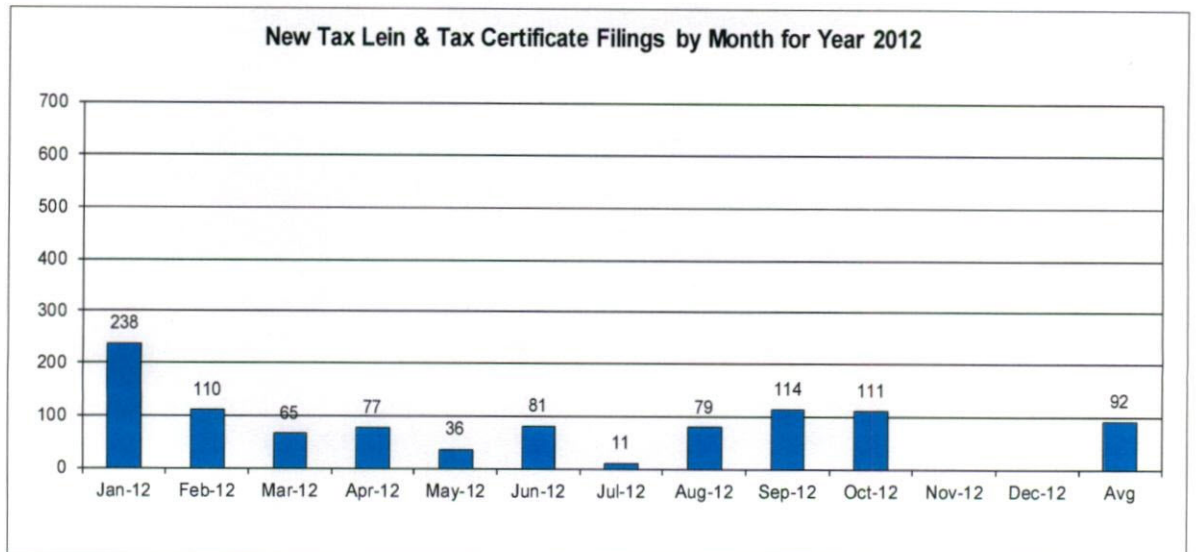
| Month | # Filings |
|--------|-----------|
| Jan-11 | 224 |
| Feb-11 | 201 |
| Mar-11 | 398 |
| Apr-11 | 52 |
| May-11 | 143 |
| Jun-11 | 76 |
| Jul-11 | 96 |
| Aug-11 | 99 |
| Sep-11 | 139 |
| Oct-11 | 68 |
| Nov-11 | 85 |
| Dec-11 | 127 |
| Avg | 142 |
| Total | 1699 |



| Month | # Filings |
|--------|-----------|
| Jan-10 | 171 |
| Feb-10 | 106 |
| Mar-10 | 302 |
| Apr-10 | 158 |
| May-10 | 101 |
| Jun-10 | 176 |
| Jul-10 | 204 |
| Aug-10 | 57 |
| Sep-10 | 140 |
| Oct-10 | 68 |
| Nov-10 | 213 |
| Dec-10 | 174 |
| Avg | 156 |
| Total | 1870 |



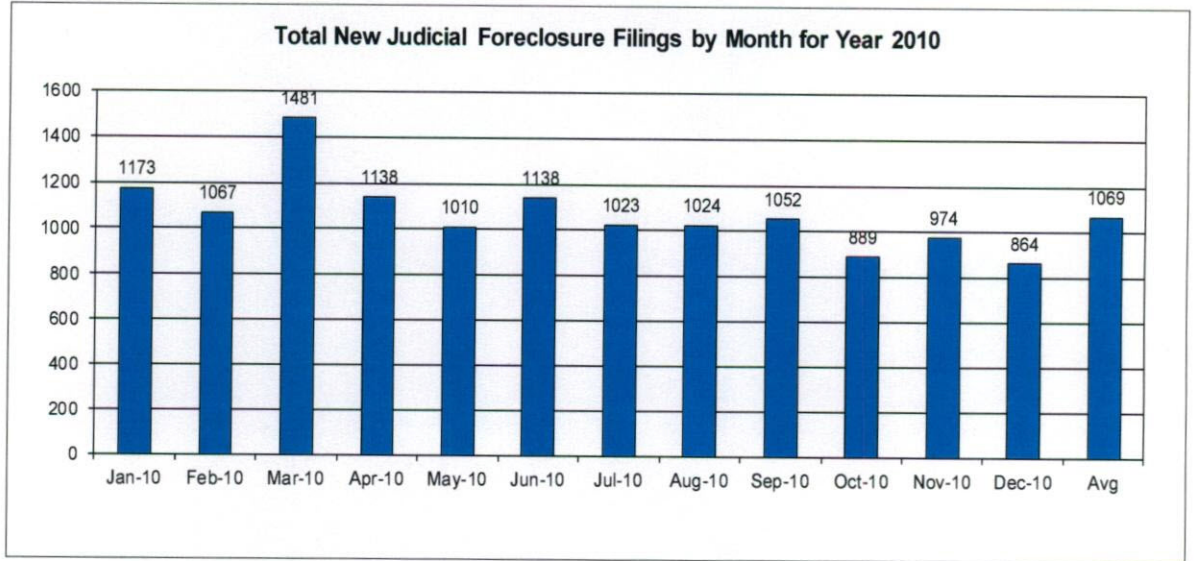
| Month | # Filings |
|--------|-----------|
| Jan-12 | 238 |
| Feb-12 | 110 |
| Mar-12 | 65 |
| Apr-12 | 77 |
| May-12 | 36 |
| Jun-12 | 81 |
| Jul-12 | 11 |
| Aug-12 | 79 |
| Sep-12 | 114 |
| Oct-12 | 111 |
| Nov-12 | |
| Dec-12 | |
| Avg | 92 |
| Total | 922 |



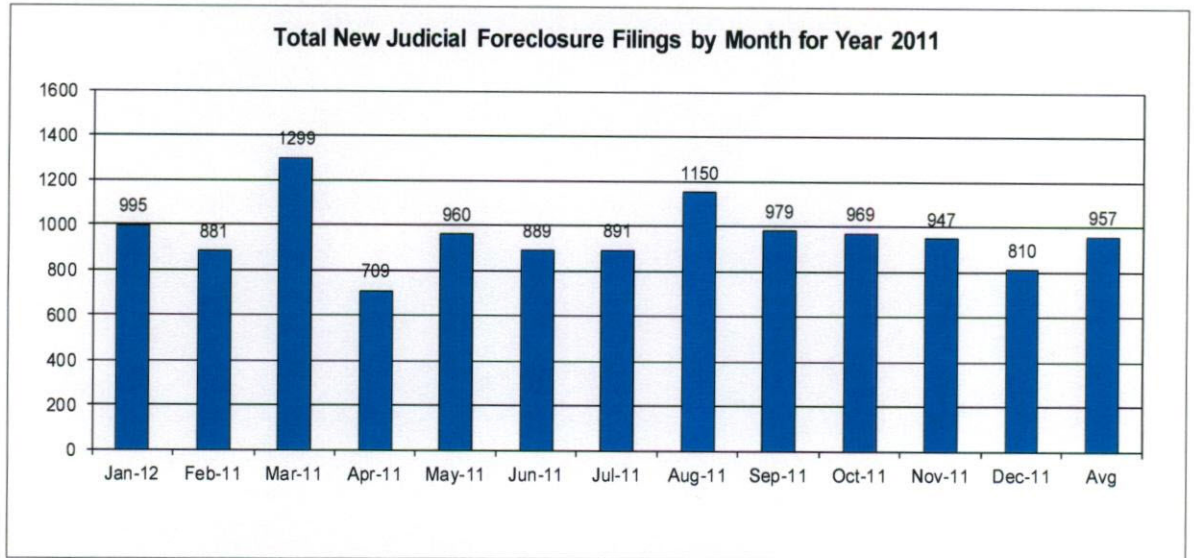
CUYAHOGA COUNTY COMMON PLEAS COURT

Total New Judicial Foreclosure Filings by Month for Year 2010 – 2012 YTD

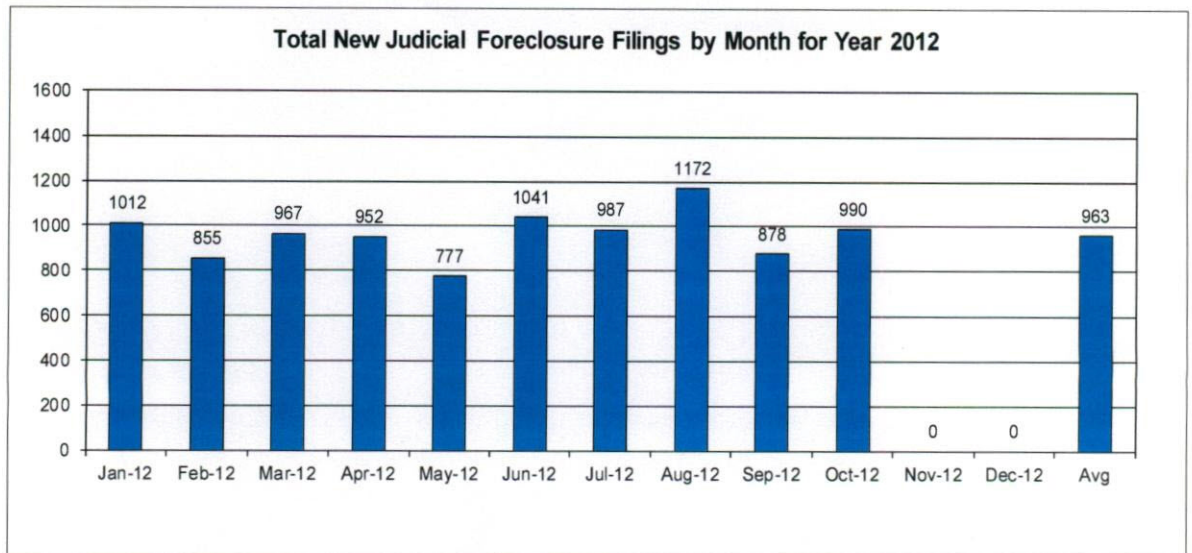
| Month | # Filings |
|--------|-----------|
| Jan-10 | 1173 |
| Feb-10 | 1067 |
| Mar-10 | 1481 |
| Apr-10 | 1138 |
| May-10 | 1010 |
| Jun-10 | 1138 |
| Jul-10 | 1023 |
| Aug-10 | 1024 |
| Sep-10 | 1052 |
| Oct-10 | 889 |
| Nov-10 | 974 |
| Dec-10 | 864 |
| Avg | 1069 |
| Total | 12833 |



| Month | # Filings |
|--------|-----------|
| Jan-12 | 995 |
| Feb-11 | 881 |
| Mar-11 | 1299 |
| Apr-11 | 709 |
| May-11 | 960 |
| Jun-11 | 889 |
| Jul-11 | 891 |
| Aug-11 | 1150 |
| Sep-11 | 979 |
| Oct-11 | 969 |
| Nov-11 | 947 |
| Dec-11 | 810 |
| Avg | 957 |
| Total | 11479 |



| Month | # Filings |
|--------|-----------|
| Jan-12 | 1012 |
| Feb-12 | 855 |
| Mar-12 | 967 |
| Apr-12 | 952 |
| May-12 | 777 |
| Jun-12 | 1041 |
| Jul-12 | 987 |
| Aug-12 | 1172 |
| Sep-12 | 878 |
| Oct-12 | 990 |
| Nov-12 | 0 |
| Dec-12 | 0 |
| Avg | 963 |
| Total | 9631 |



CUYAHOGA COUNTY COMMON PLEAS COURT

Magistrate's Monthly Reports

The Magistrates' Monthly Report consists of 5 reports. Below is a description of each.

Magistrate's Monthly Supplemental Journal Entry Report (R415)

Retrieves total number of supplemental entries and Decrees of Confirmation of Sheriff's sale created during a specific period. A supplemental entry is any journal created by a magistrate, which does not close out a case. For example, any magistrate's order (MG) setting a hearing, any journal entry (JE) ruling on a motion, journals confirming Sheriff's sales, etc.).

Magistrate's Full Disposition Count by Magistrate Report (R413)

Retrieves total number of cases disposed of during a specific period. The dispositions are grouped by Magistrate and then broken down by the type of disposition (i. e. Default, Dismissed with Prejudice, Dismissed without Prejudice, etc.) This report can be printed three different ways. Including tax cases (Full Dispositions), excluding tax cases (Non-Tax Dispositions), and Tax cases only (Tax Dispositions).

Magistrate's Monthly Cases Referred/Reinstated Report (R418)

Retrieves newly filed cases referred to the Magistrates Dept. and cases previously disposed by the Magistrates Dept. that are reinstated and re-referred to the magistrates. The cases are separated by Tax (filing code 1465; Tax Judicial Foreclosure & 1466; Tax Certificate Judicial Foreclosure) and Non-Tax (1460; Judicial Foreclosure Marsh. Of Lien, 1480; Partition, 1470; Quiet Title, misc. (i. e. 1391; Contract Other, etc.).

Magistrate's Monthly Hearing Totals Report (R3146)

Retrieves total number of hearings held during one month. The hearings are grouped by Magistrate and then broken down by what type hearing was held (i. e. Default, Pretrial, etc.).

Magistrate's Monthly Case Load Report (R3147)

Retrieves individual caseload totals for individual magistrates during a specific period. The cases are grouped by magistrate and then broken down by case type (i. e. tax judicial foreclosure, tax certificate judicial foreclosure and non-tax judicial foreclosure).

CUYAHOGA COUNTY COURT OF COMMON PLEAS

DATE: 11/13/2012
TIME: 10:49 AM

OFFICE OF THE MAGISTRATES
MAGISTRATE'S MONTHLY SUPPLEMENTALS BY CASE
REPORTING PERIOD: OCTOBER 2012

PAGE: 1
CMSR415D

SUPPLEMENTALS

| | |
|-----------------|-----|
| AUGUSTYN | 294 |
| BAKER | 434 |
| BUCHA | 403 |
| CUTHBERT | 507 |
| DYKE | 408 |
| GAUNTNER | 446 |
| GONZALEZ | 359 |
| HIPPLEY | 291 |
| JACKSON | 380 |
| KLEIN | 297 |
| LUCAS | 64 |
| OLSZTYN | 598 |
| VOZAR | 265 |
| WEISS | 194 |
| UNACCOUNTED FOR | 0 |

TOTAL 4940

CONFIRMATIONS

TOTAL 347

CUYAHOGA COUNTY COURT OF COMMON PLEAS

OFFICE OF THE MAGISTRATES

Full Disposition Count by Magistrate

REPORTING PERIOD: FROM 10/01/2012 TO 10/31/2012

PAGE: 1

CMSR413

DATE: 11/13/2012

TIME: 10:52 AM

| MagID | Dispose Type | Tax Cert. | Tax Treas. | Total |
|-------|---------------------------|-----------|------------|----------|
| KCA | Bank | 0 | 0 | 2 |
| | Def | 0 | 0 | 25 |
| | Dism | 0 | 0 | 27 |
| | Ref. Vacate | 0 | 0 | 0 |
| | Court Trial | 0 | 0 | 0 |
| | Other | 0 | 0 | 7 |
| | <u>MAG'S TOTAL</u> | | 0 | 0 |
| GDB | Bank | 0 | 0 | 9 |
| | Def | 0 | 0 | 50 |
| | Dism | 0 | 0 | 28 |
| | Ref. Vacate | 0 | 0 | 0 |
| | Court Trial | 0 | 0 | 0 |
| | Other | 0 | 0 | 13 |
| | <u>MAG'S TOTAL</u> | | 0 | 0 |
| SMB | Bank | 0 | 0 | 4 |
| | Def | 0 | 0 | 16 |
| | Dism | 0 | 0 | 16 |
| | Ref. Vacate | 0 | 0 | 0 |
| | Court Trial | 0 | 0 | 0 |
| | Other | 0 | 0 | 5 |
| | <u>MAG'S TOTAL</u> | | 0 | 0 |
| ARC | Bank | 0 | 0 | 10 |
| | Def | 0 | 0 | 36 |
| | Dism | 0 | 0 | 37 |
| | Ref. Vacate | 0 | 0 | 0 |
| | Court Trial | 0 | 0 | 0 |
| | Other | 0 | 0 | 5 |
| | <u>MAG'S TOTAL</u> | | 0 | 0 |
| JTD | Bank | 0 | 0 | 2 |
| | Def | 0 | 0 | 35 |
| | Dism | 1 | 1 | 44 |
| | Ref. Vacate | 0 | 0 | 0 |
| | Court Trial | 0 | 0 | 0 |
| | Other | 0 | 2 | 10 |
| | <u>MAG'S TOTAL</u> | | 1 | 3 |
| TMG | Bank | 0 | 0 | 4 |
| | Def | 0 | 0 | 35 |
| | Dism | 0 | 0 | 52 |
| | Ref. Vacate | 0 | 0 | 0 |
| | Court Trial | 0 | 0 | 0 |
| | Other | 0 | 0 | 5 |
| | <u>MAG'S TOTAL</u> | | 0 | 0 |
| TG | Bank | 0 | 0 | 2 |
| | Def | 0 | 0 | 20 |
| | Dism | 0 | 0 | 16 |
| | Ref. Vacate | 0 | 0 | 0 |
| | Court Trial | 0 | 0 | 0 |
| | Other | 0 | 0 | 8 |
| | <u>MAG'S TOTAL</u> | | 0 | 0 |
| KH | Bank | 0 | 0 | 6 |
| | Def | 0 | 0 | 5 |
| | | | | |

| | |
|--------------------|-------------|
| Decrees | 597 |
| Defaults | 385 |
| Other | 211 |
| Court Trial | 1 |
| Dismissals | 375 |
| Bankruptcy | 56 |
| Ref. Vacated | 0 |
| Grand Total | 1028 |

CUYAHOGA COUNTY COURT OF COMMON PLEAS

OFFICE OF THE MAGISTRATES

Full Disposition Count by Magistrate

REPORTING PERIOD: FROM 10/01/2012 TO 10/31/2012

PAGE: 2

CMSR413

ATE: 11/13/2012

IME: 10:52 AM

| MagID | Dispose Type | Tax Cert. | Tax Treas. | Total |
|-------|---------------------------|-----------|------------|------------------|
| | Dism | 0 | 0 | 18 |
| | Ref. Vacate | 0 | 0 | 0 |
| | Court Trial | 0 | 0 | 0 |
| | Other | 0 | 0 | 43 |
| | <u>MAG'S TOTAL</u> | 0 | 0 | <u>72</u> |
| <hr/> | | | | |
| JLJ | Bank | 0 | 0 | 5 |
| | Def | 0 | 0 | 36 |
| | Dism | 0 | 0 | 31 |
| | Ref. Vacate | 0 | 0 | 0 |
| | Court Trial | 0 | 0 | 0 |
| | Other | 0 | 0 | 13 |
| | <u>MAG'S TOTAL</u> | 0 | 0 | <u>85</u> |
| <hr/> | | | | |
| MK | Bank | 0 | 0 | 1 |
| | Def | 0 | 0 | 36 |
| | Dism | 0 | 0 | 24 |
| | Ref. Vacate | 0 | 0 | 0 |
| | Court Trial | 0 | 0 | 1 |
| | Other | 0 | 0 | 9 |
| | <u>MAG'S TOTAL</u> | 0 | 0 | <u>71</u> |
| <hr/> | | | | |
| PL | Bank | 0 | 0 | 0 |
| | Def | 9 | 0 | 9 |
| | Dism | 4 | 4 | 8 |
| | Ref. Vacate | 0 | 0 | 0 |
| | Court Trial | 0 | 0 | 0 |
| | Other | 2 | 41 | 43 |
| | <u>MAG'S TOTAL</u> | 15 | 45 | <u>60</u> |
| <hr/> | | | | |
| CEO | Bank | 0 | 0 | 5 |
| | Def | 0 | 0 | 45 |
| | Dism | 0 | 0 | 34 |
| | Ref. Vacate | 0 | 0 | 0 |
| | Court Trial | 0 | 0 | 0 |
| | Other | 0 | 0 | 15 |
| | <u>MAG'S TOTAL</u> | 0 | 0 | <u>99</u> |
| <hr/> | | | | |
| TJV | Bank | 0 | 0 | 6 |
| | Def | 0 | 0 | 34 |
| | Dism | 0 | 0 | 31 |
| | Ref. Vacate | 0 | 0 | 0 |
| | Court Trial | 0 | 0 | 0 |
| | Other | 0 | 6 | 13 |
| | <u>MAG'S TOTAL</u> | 0 | 6 | <u>84</u> |
| <hr/> | | | | |
| CW | Bank | 0 | 0 | 0 |
| | Def | 3 | 0 | 3 |
| | Dism | 2 | 7 | 9 |
| | Ref. Vacate | 0 | 0 | 0 |
| | Court Trial | 0 | 0 | 0 |
| | Other | 2 | 20 | 22 |
| | <u>MAG'S TOTAL</u> | 7 | 27 | <u>34</u> |

CUYAHOGA COUNTY COURT OF COMMON PLEAS

DATE: 11/13/2012
 TIME: 10:52 AM

OFFICE OF THE MAGISTRATES
 MAGISTRATE'S MONTHLY REF/REIN CASES
 FROM 10/01/2012 TO 10/31/2012

CMSR418

| MAGISTRATE | NEW REFERRALS | | | | REINSTATED | | | |
|------------------------------|---------------|-----------|---------|-------|------------|-----------|---------|-------|
| | Tax Treas. | Tax Cert. | Non-Tax | Total | Tax Treas. | Tax Cert. | Non-Tax | Total |
| <u>AUGUSTYN/KEVIN/C</u> | 0 | 0 | 43 | 43 | 0 | 0 | 3 | 3 |
| <u>BAKER/GAIL/D</u> | 0 | 1 | 82 | 83 | 0 | 0 | 10 | 10 |
| <u>BUCHA/STEPHEN/M</u> | 0 | 0 | 46 | 46 | 0 | 0 | 1 | 1 |
| <u>CUTHBERT/AMY/R</u> | 0 | 0 | 70 | 70 | 0 | 0 | 2 | 2 |
| <u>DYKE/JOHN/T</u> | 1 | 0 | 88 | 89 | 0 | 0 | 2 | 2 |
| <u>GAUNTNER/TIMOTHY/M</u> | 0 | 0 | 76 | 76 | 0 | 0 | 5 | 5 |
| <u>GONZALEZ/TRACEY/</u> | 0 | 0 | 71 | 71 | 0 | 0 | 4 | 4 |
| <u>HIPPLEY/KEVIN/</u> | 0 | 0 | 58 | 58 | 0 | 0 | 7 | 7 |
| <u>JACKSON/JIM/L</u> | 0 | 0 | 74 | 74 | 0 | 0 | 9 | 9 |
| <u>KLEIN/MONICA/</u> | 0 | 0 | 60 | 60 | 0 | 0 | 7 | 7 |
| <u>LUCAS/PAUL/</u> | 26 | 23 | 4 | 53 | 0 | 0 | 0 | 0 |
| <u>OLSZTYN/CHRISTOPHER/E</u> | 0 | 0 | 75 | 75 | 0 | 0 | 6 | 6 |
| <u>VOZAR/THOMAS/J</u> | 3 | 0 | 51 | 54 | 0 | 0 | 1 | 1 |
| <u>WEISS/CAROL/</u> | 26 | 23 | 2 | 51 | 1 | 0 | 0 | 1 |
| <u>TOTAL</u> | 56 | 47 | 800 | 903 | 1 | 0 | 57 | 58 |
| <u>COMBINED TOTAL</u> | 961 | | | | | | | |

CUYAHOGA COUNTY COURT OF COMMON PLEAS

OFFICE OF THE MAGISTRATES

MAG MONTHLY HEARING TOTALS

Reporting Period: October 2012

DATE: 11/13/2012

TIME: 10:52 AM

PAGE: 1

CMSR3146

Monthly Hearing Total 977

AUGUSTYN
 Default Hearings 53
 Tax Hearings 0
 Pretrials 13

TOTAL: 66

BAKER
 Default Hearings 44
 Tax Hearings 0
 Pretrials 7

TOTAL: 51

BUCHA
 Default Hearings 56
 Tax Hearings 0
 Pretrials 34

TOTAL: 90

CUTHBERT
 Default Hearings 53
 Tax Hearings 0
 Pretrials 31

TOTAL: 84

DYKE
 Default Hearings 33
 Tax Hearings 0
 Pretrials 7

TOTAL: 40

GAUNTNER
 Default Hearings 70
 Tax Hearings 0
 Pretrials 35

TOTAL: 105

GONZALEZ
 Default Hearings 92
 Tax Hearings 0
 Pretrials 2

TOTAL: 94

HIPPLEY
 Default Hearings 68
 Tax Hearings 0
 Pretrials 2

TOTAL: 70

JACKSON
 Default Hearings 64
 Tax Hearings 0
 Pretrials 29

TOTAL: 93

KLEIN
 Default Hearings 50
 Tax Hearings 0
 Pretrials 13

CUYAHOGA COUNTY COURT OF COMMON PLEAS

OFFICE OF THE MAGISTRATES

MAG MONTHLY HEARING TOTALS

Reporting Period: October 2012

DATE: 11/13/2012
TIME: 10:52 AM

PAGE: 2
CMSR3146

| | |
|------------------|----|
| TOTAL: | 63 |
| LUCAS | |
| Default Hearings | 0 |
| Tax Hearings | 9 |
| Pretrials | 9 |
| <hr/> | |
| TOTAL: | 18 |
| OLSZTYN | |
| Default Hearings | 82 |
| Tax Hearings | 0 |
| Pretrials | 7 |
| <hr/> | |
| TOTAL: | 89 |
| VOZAR | |
| Default Hearings | 37 |
| Tax Hearings | 3 |
| Pretrials | 7 |
| <hr/> | |
| TOTAL: | 47 |
| WEISS | |
| Default Hearings | 0 |
| Tax Hearings | 59 |
| Pretrials | 8 |
| <hr/> | |
| TOTAL: | 67 |

CUYAHOGA COUNTY COURT OF COMMON PLEAS

DATE: 11/13/2012
 TIME: 10:53 AM

Office of the Magistrates
 Magistrate's Monthly Case Load
 MONTH: OCTOBER 2012

PAGE: 1
 CMSR3147

| Magistrate Name | Non Tax Total | Tax Cert. | Tax Treas. | Total Tax | Total Cases |
|-----------------------|---------------|----------------------------|------------------------------|------------------------|--------------------------|
| AUGUSTYN | 369 | 0 | 0 | 0 | 369 |
| BAKER | 643 | 1 | 0 | 1 | 644 |
| BUCHA | 401 | 1 | 0 | 1 | 402 |
| CUTHBERT | 647 | 0 | 0 | 0 | 647 |
| DYKE | 498 | 13 | 8 | 21 | 519 |
| GAUNTNER | 642 | 0 | 0 | 0 | 642 |
| GONZALEZ | 694 | 0 | 0 | 0 | 694 |
| HIPPLEY | 717 | 0 | 0 | 0 | 717 |
| JACKSON | 684 | 0 | 0 | 0 | 684 |
| KLEIN | 544 | 0 | 0 | 0 | 544 |
| LUCAS | 6 | 316 | 269 | 585 | 591 |
| OLSZTYN | 586 | 0 | 0 | 0 | 586 |
| VOZAR | 537 | 22 | 20 | 42 | 579 |
| WEISS | 5 | 291 | 205 | 496 | 501 |
| Non Tax Total: | 6973 | Cert.Tax Total: 644 | Tax Treas. Total: 502 | Total Tax: 1146 | Total Cases: 8119 |

CUYAHOGA COUNTY COMMON PLEAS COURT

Report CMSR1062 - Judicial Foreclosure Statistics by Judge

Report CMSR1062 provides a list of judicial foreclosure case activity for each Judge. The report identifies how many cases were pending at the beginning of the period. The new cases filed and cases that were transferred in or reactivated are added to the number pending at the beginning of the period. It then shows the type and number of terminations for the period. The total terminations are subtracted from the total pending which provides the pending at the end of the period.

CUYAHOGA COUNTY COURT OF COMMON PLEAS

DATE: 11/26/2012
TIME: 02:43 PM

Foreclosure Statistics by Judge
Reporting Period: October 2012

PAGE: 1
CMSR1062

Judge

| | | | | | | | |
|--------------------------------|--------------------------|-----------------|------------|-------------|------------------------------------|-------|-------|
| AMBROSE, DICK | | | | | | | |
| | Pending at Beg of Period | New Cases Filed | | | Cases Transferred In / Reactivated | | Total |
| | 206 | | 32 | | 15 | | 253 |
| Terminations | Bankruptcy | Default | RefVacated | Court Trial | Dismiss | Other | Total |
| | 0 | 11 | 0 | 0 | 8 | 20 | 39 |
| Total Pending at End of Period | | | | | | | 214 |

| | | | | | | | |
|--------------------------------|--------------------------|-----------------|------------|-------------|------------------------------------|-------|-------|
| ASTRAB, MICHAEL | | | | | | | |
| | Pending at Beg of Period | New Cases Filed | | | Cases Transferred In / Reactivated | | Total |
| | 230 | | 29 | | 9 | | 268 |
| Terminations | Bankruptcy | Default | RefVacated | Court Trial | Dismiss | Other | Total |
| | 1 | 19 | 0 | 0 | 12 | 13 | 45 |
| Total Pending at End of Period | | | | | | | 223 |

| | | | | | | | |
|--------------------------------|--------------------------|-----------------|------------|-------------|------------------------------------|-------|-------|
| BARKER, PAMELA A | | | | | | | |
| | Pending at Beg of Period | New Cases Filed | | | Cases Transferred In / Reactivated | | Total |
| | 265 | | 28 | | 11 | | 304 |
| Terminations | Bankruptcy | Default | RefVacated | Court Trial | Dismiss | Other | Total |
| | 3 | 16 | 0 | 0 | 12 | 14 | 45 |
| Total Pending at End of Period | | | | | | | 259 |

| | | | | | | | |
|--------------------------------|--------------------------|-----------------|------------|-------------|------------------------------------|-------|-------|
| BURNSIDE, JANET R | | | | | | | |
| | Pending at Beg of Period | New Cases Filed | | | Cases Transferred In / Reactivated | | Total |
| | 233 | | 31 | | 12 | | 276 |
| Terminations | Bankruptcy | Default | RefVacated | Court Trial | Dismiss | Other | Total |
| | 3 | 12 | 0 | 0 | 11 | 19 | 45 |
| Total Pending at End of Period | | | | | | | 231 |

| | | | | | | | |
|--------------------------------|--------------------------|-----------------|------------|-------------|------------------------------------|-------|-------|
| BUTLER, ANNETTE G | | | | | | | |
| | Pending at Beg of Period | New Cases Filed | | | Cases Transferred In / Reactivated | | Total |
| | 237 | | 31 | | 21 | | 289 |
| Terminations | Bankruptcy | Default | RefVacated | Court Trial | Dismiss | Other | Total |
| | 1 | 14 | 0 | 0 | 10 | 29 | 54 |
| Total Pending at End of Period | | | | | | | 235 |

| | | | | | | | |
|--------------------------------|--------------------------|-----------------|------------|-------------|------------------------------------|-------|-------|
| CALABRESE, DEENA R | | | | | | | |
| | Pending at Beg of Period | New Cases Filed | | | Cases Transferred In / Reactivated | | Total |
| | 244 | | 26 | | 13 | | 283 |
| Terminations | Bankruptcy | Default | RefVacated | Court Trial | Dismiss | Other | Total |
| | 0 | 11 | 0 | 1 | 14 | 15 | 41 |
| Total Pending at End of Period | | | | | | | 242 |

| | | | | | | | |
|--------------------------------|--------------------------|-----------------|------------|-------------|------------------------------------|-------|-------|
| CLANCY, MAUREEN | | | | | | | |
| | Pending at Beg of Period | New Cases Filed | | | Cases Transferred In / Reactivated | | Total |
| | 240 | | 35 | | 8 | | 283 |
| Terminations | Bankruptcy | Default | RefVacated | Court Trial | Dismiss | Other | Total |
| | 2 | 9 | 0 | 0 | 4 | 19 | 34 |
| Total Pending at End of Period | | | | | | | 249 |

CORRIGAN, BRIAN J

CUYAHOGA COUNTY COURT OF COMMON PLEAS

DATE: 11/26/2012
TIME: 02:43 PM

Foreclosure Statistics by Judge
Reporting Period: October 2012

PAGE: 2
CMSR1062

Judge

| Pending at Beg of Period | | New Cases Filed | | Cases Transferred In / Reactivated | | | Total |
|--------------------------------|------------|-----------------|------------|------------------------------------|---------|-------|-------|
| 207 | | 27 | | 13 | | | 247 |
| Terminations | Bankruptcy | Default | RefVacated | Court Trial | Dismiss | Other | Total |
| | 0 | 5 | 0 | 0 | 6 | 14 | 25 |
| Total Pending at End of Period | | | | | | | 222 |
| CORRIGAN, PETER J | | New Cases Filed | | Cases Transferred In / Reactivated | | | Total |
| 222 | | 30 | | 12 | | | 264 |
| Terminations | Bankruptcy | Default | RefVacated | Court Trial | Dismiss | Other | Total |
| | 0 | 19 | 0 | 0 | 18 | 14 | 51 |
| Total Pending at End of Period | | | | | | | 213 |
| DONNELLY, MICHAEL P | | New Cases Filed | | Cases Transferred In / Reactivated | | | Total |
| 247 | | 24 | | 9 | | | 280 |
| Terminations | Bankruptcy | Default | RefVacated | Court Trial | Dismiss | Other | Total |
| | 2 | 2 | 0 | 0 | 5 | 27 | 36 |
| Total Pending at End of Period | | | | | | | 244 |
| FRIEDLAND, CAROLYN B | | New Cases Filed | | Cases Transferred In / Reactivated | | | Total |
| 191 | | 30 | | 8 | | | 229 |
| Terminations | Bankruptcy | Default | RefVacated | Court Trial | Dismiss | Other | Total |
| | 1 | 7 | 0 | 0 | 12 | 17 | 37 |
| Total Pending at End of Period | | | | | | | 192 |
| FRIEDMAN, STUART A | | New Cases Filed | | Cases Transferred In / Reactivated | | | Total |
| 251 | | 25 | | 10 | | | 286 |
| Terminations | Bankruptcy | Default | RefVacated | Court Trial | Dismiss | Other | Total |
| | 2 | 0 | 0 | 0 | 9 | 30 | 41 |
| Total Pending at End of Period | | | | | | | 245 |
| FUERST, NANCY A | | New Cases Filed | | Cases Transferred In / Reactivated | | | Total |
| 153 | | 14 | | 8 | | | 175 |
| Terminations | Bankruptcy | Default | RefVacated | Court Trial | Dismiss | Other | Total |
| | 3 | 8 | 0 | 0 | 6 | 7 | 24 |
| Total Pending at End of Period | | | | | | | 151 |
| GALLAGHER, EILEEN T | | New Cases Filed | | Cases Transferred In / Reactivated | | | Total |
| 189 | | 32 | | 13 | | | 234 |
| Terminations | Bankruptcy | Default | RefVacated | Court Trial | Dismiss | Other | Total |
| | 3 | 6 | 0 | 1 | 10 | 21 | 41 |
| Total Pending at End of Period | | | | | | | 193 |
| GALLAGHER, HOLLIE L | | New Cases Filed | | Cases Transferred In / Reactivated | | | Total |
| 189 | | 32 | | 13 | | | 234 |
| Terminations | Bankruptcy | Default | RefVacated | Court Trial | Dismiss | Other | Total |
| | 3 | 6 | 0 | 1 | 10 | 21 | 41 |
| Total Pending at End of Period | | | | | | | 193 |

CUYAHOGA COUNTY COURT OF COMMON PLEAS

DATE: 11/26/2012
TIME: 02:43 PM

Foreclosure Statistics by Judge
Reporting Period: October 2012

PAGE: 3
CMSR1062

Judge

| | | | | | | | |
|--------------|--------------------------------|---------|-----------------|-------------|------------------------------------|-------|-------|
| | Pending at Beg of Period | | New Cases Filed | | Cases Transferred In / Reactivated | | Total |
| | 220 | | 32 | | 9 | | 261 |
| Terminations | | | | | | | |
| | Bankruptcy | Default | RefVacated | Court Trial | Dismiss | Other | Total |
| | 5 | 16 | 0 | 0 | 9 | 17 | 47 |
| | Total Pending at End of Period | | | | | | 214 |

| | | | | | | | |
|---------------------|--------------------------------|---------|-----------------|-------------|------------------------------------|-------|-------|
| GAUL, DANIEL | | | | | | | |
| | Pending at Beg of Period | | New Cases Filed | | Cases Transferred In / Reactivated | | Total |
| | 284 | | 36 | | 6 | | 326 |
| Terminations | | | | | | | |
| | Bankruptcy | Default | RefVacated | Court Trial | Dismiss | Other | Total |
| | 2 | 17 | 0 | 0 | 16 | 14 | 49 |
| | Total Pending at End of Period | | | | | | 277 |

| | | | | | | | |
|-----------------------|--------------------------------|---------|-----------------|-------------|------------------------------------|-------|-------|
| MASON, LANCE T | | | | | | | |
| | Pending at Beg of Period | | New Cases Filed | | Cases Transferred In / Reactivated | | Total |
| | 241 | | 34 | | 13 | | 288 |
| Terminations | | | | | | | |
| | Bankruptcy | Default | RefVacated | Court Trial | Dismiss | Other | Total |
| | 3 | 15 | 0 | 0 | 10 | 19 | 47 |
| | Total Pending at End of Period | | | | | | 241 |

| | | | | | | | |
|-----------------------|--------------------------------|---------|-----------------|-------------|------------------------------------|-------|-------|
| MATIA, DAVID T | | | | | | | |
| | Pending at Beg of Period | | New Cases Filed | | Cases Transferred In / Reactivated | | Total |
| | 234 | | 32 | | 15 | | 281 |
| Terminations | | | | | | | |
| | Bankruptcy | Default | RefVacated | Court Trial | Dismiss | Other | Total |
| | 4 | 20 | 0 | 0 | 10 | 14 | 48 |
| | Total Pending at End of Period | | | | | | 233 |

| | | | | | | | |
|-----------------------------|--------------------------------|---------|-----------------|-------------|------------------------------------|-------|-------|
| MCCLELLAND, ROBERT C | | | | | | | |
| | Pending at Beg of Period | | New Cases Filed | | Cases Transferred In / Reactivated | | Total |
| | 186 | | 23 | | 17 | | 226 |
| Terminations | | | | | | | |
| | Bankruptcy | Default | RefVacated | Court Trial | Dismiss | Other | Total |
| | 1 | 11 | 0 | 0 | 13 | 13 | 38 |
| | Total Pending at End of Period | | | | | | 188 |

| | | | | | | | |
|---------------------------|--------------------------------|---------|-----------------|-------------|------------------------------------|-------|-------|
| MCCORMICK, TIMOTHY | | | | | | | |
| | Pending at Beg of Period | | New Cases Filed | | Cases Transferred In / Reactivated | | Total |
| | 195 | | 34 | | 17 | | 246 |
| Terminations | | | | | | | |
| | Bankruptcy | Default | RefVacated | Court Trial | Dismiss | Other | Total |
| | 1 | 14 | 0 | 0 | 15 | 21 | 51 |
| | Total Pending at End of Period | | | | | | 195 |

| | | | | | | | |
|---------------------------|--------------------------------|---------|-----------------|-------------|------------------------------------|-------|-------|
| MCDONNELL, NANCY R | | | | | | | |
| | Pending at Beg of Period | | New Cases Filed | | Cases Transferred In / Reactivated | | Total |
| | 233 | | 35 | | 12 | | 280 |
| Terminations | | | | | | | |
| | Bankruptcy | Default | RefVacated | Court Trial | Dismiss | Other | Total |
| | 1 | 13 | 0 | 0 | 21 | 17 | 52 |
| | Total Pending at End of Period | | | | | | 228 |

MCMONAGLE, RICHARD J

CUYAHOGA COUNTY COURT OF COMMON PLEAS

DATE: 11/26/2012
TIME: 02:43 PM

Foreclosure Statistics by Judge
Reporting Period: October 2012

PAGE: 4
CMSR1062

Judge

| | | | | | | | |
|--------------|--------------------------------|---------|-----------------|-------------|------------------------------------|-------|-------|
| | Pending at Beg of Period | | New Cases Filed | | Cases Transferred In / Reactivated | | Total |
| | 149 | | 19 | | 10 | | 178 |
| Terminations | | | | | | | |
| | Bankruptcy | Default | RefVacated | Court Trial | Dismiss | Other | Total |
| | 1 | 14 | 0 | 0 | 12 | 4 | 31 |
| | Total Pending at End of Period | | | | | | 147 |

| | | | | | | | |
|--------------------------|--------------------------------|---------|-----------------|-------------|------------------------------------|-------|-------|
| O'DONNELL, JOHN P | | | | | | | |
| | Pending at Beg of Period | | New Cases Filed | | Cases Transferred In / Reactivated | | Total |
| | 179 | | 15 | | 5 | | 199 |
| Terminations | | | | | | | |
| | Bankruptcy | Default | RefVacated | Court Trial | Dismiss | Other | Total |
| | 1 | 10 | 0 | 0 | 9 | 13 | 33 |
| | Total Pending at End of Period | | | | | | 166 |

| | | | | | | | |
|----------------------|--------------------------------|---------|-----------------|-------------|------------------------------------|-------|-------|
| RUSSO, JOHN J | | | | | | | |
| | Pending at Beg of Period | | New Cases Filed | | Cases Transferred In / Reactivated | | Total |
| | 215 | | 37 | | 10 | | 262 |
| Terminations | | | | | | | |
| | Bankruptcy | Default | RefVacated | Court Trial | Dismiss | Other | Total |
| | 0 | 6 | 0 | 0 | 21 | 10 | 37 |
| | Total Pending at End of Period | | | | | | 225 |

| | | | | | | | |
|------------------------|--------------------------------|---------|-----------------|-------------|------------------------------------|-------|-------|
| RUSSO, JOSEPH D | | | | | | | |
| | Pending at Beg of Period | | New Cases Filed | | Cases Transferred In / Reactivated | | Total |
| | 222 | | 24 | | 14 | | 260 |
| Terminations | | | | | | | |
| | Bankruptcy | Default | RefVacated | Court Trial | Dismiss | Other | Total |
| | 3 | 13 | 0 | 0 | 18 | 9 | 43 |
| | Total Pending at End of Period | | | | | | 217 |

| | | | | | | | |
|-------------------------|--------------------------------|---------|-----------------|-------------|------------------------------------|-------|-------|
| RUSSO, MICHAEL J | | | | | | | |
| | Pending at Beg of Period | | New Cases Filed | | Cases Transferred In / Reactivated | | Total |
| | 218 | | 32 | | 17 | | 267 |
| Terminations | | | | | | | |
| | Bankruptcy | Default | RefVacated | Court Trial | Dismiss | Other | Total |
| | 4 | 15 | 0 | 0 | 11 | 16 | 46 |
| | Total Pending at End of Period | | | | | | 221 |

| | | | | | | | |
|------------------------------|--------------------------------|---------|-----------------|-------------|------------------------------------|-------|-------|
| RUSSO, NANCY MARGARET | | | | | | | |
| | Pending at Beg of Period | | New Cases Filed | | Cases Transferred In / Reactivated | | Total |
| | 146 | | 32 | | 14 | | 192 |
| Terminations | | | | | | | |
| | Bankruptcy | Default | RefVacated | Court Trial | Dismiss | Other | Total |
| | 1 | 18 | 0 | 0 | 18 | 24 | 61 |
| | Total Pending at End of Period | | | | | | 131 |

| | | | | | | | |
|------------------------------------|--------------------------------|---------|-----------------|-------------|------------------------------------|-------|-------|
| SAFFOLD, SHIRLEY STRICKLAND | | | | | | | |
| | Pending at Beg of Period | | New Cases Filed | | Cases Transferred In / Reactivated | | Total |
| | 256 | | 33 | | 16 | | 305 |
| Terminations | | | | | | | |
| | Bankruptcy | Default | RefVacated | Court Trial | Dismiss | Other | Total |
| | 4 | 15 | 0 | 0 | 8 | 21 | 48 |
| | Total Pending at End of Period | | | | | | 257 |

SHEEHAN, BRENDAN J

CUYAHOGA COUNTY COURT OF COMMON PLEAS

DATE: 11/26/2012
TIME: 02:43 PM

Foreclosure Statistics by Judge
Reporting Period: October 2012

PAGE: 5
CMSR1062

Judge

| | | | | | | | |
|--------------|--------------------------------|---------|-----------------|-------------|------------------------------------|-------|-------|
| | Pending at Beg of Period | | New Cases Filed | | Cases Transferred In / Reactivated | | Total |
| | 196 | | 29 | | 10 | | 235 |
| Terminations | Bankruptcy | Default | RefVacated | Court Trial | Dismiss | Other | Total |
| | 0 | 11 | 0 | 0 | 8 | 18 | 37 |
| | Total Pending at End of Period | | | | | | 198 |

| | | | | | | | |
|-----------------------|--------------------------------|---------|-----------------|-------------|------------------------------------|-------|-------|
| SUSTER, RONALD | | | | | | | |
| | Pending at Beg of Period | | New Cases Filed | | Cases Transferred In / Reactivated | | Total |
| | 248 | | 32 | | 7 | | 287 |
| Terminations | Bankruptcy | Default | RefVacated | Court Trial | Dismiss | Other | Total |
| | 0 | 8 | 0 | 0 | 6 | 16 | 30 |
| | Total Pending at End of Period | | | | | | 257 |

| | | | | | | | |
|-----------------------|--------------------------------|---------|-----------------|-------------|------------------------------------|-------|-------|
| SUTULA, JOHN D | | | | | | | |
| | Pending at Beg of Period | | New Cases Filed | | Cases Transferred In / Reactivated | | Total |
| | 280 | | 30 | | 19 | | 329 |
| Terminations | Bankruptcy | Default | RefVacated | Court Trial | Dismiss | Other | Total |
| | 2 | 6 | 0 | 0 | 4 | 26 | 38 |
| | Total Pending at End of Period | | | | | | 291 |

| | | | | | | | |
|-----------------------------|--------------------------------|---------|-----------------|-------------|------------------------------------|-------|-------|
| SUTULA, KATHLEEN ANN | | | | | | | |
| | Pending at Beg of Period | | New Cases Filed | | Cases Transferred In / Reactivated | | Total |
| | 172 | | 37 | | 15 | | 224 |
| Terminations | Bankruptcy | Default | RefVacated | Court Trial | Dismiss | Other | Total |
| | 0 | 13 | 0 | 0 | 16 | 13 | 42 |
| | Total Pending at End of Period | | | | | | 182 |

| | | | | | | | |
|------------------------|--------------------------------|---------|-----------------|-------------|------------------------------------|-------|-------|
| SYNENBERG, JOAN | | | | | | | |
| | Pending at Beg of Period | | New Cases Filed | | Cases Transferred In / Reactivated | | Total |
| | 259 | | 36 | | 5 | | 300 |
| Terminations | Bankruptcy | Default | RefVacated | Court Trial | Dismiss | Other | Total |
| | 2 | 10 | 0 | 0 | 14 | 19 | 45 |
| | Total Pending at End of Period | | | | | | 255 |

| | | | | | | | |
|---------------------------|--------------------------------|---------|-----------------|-------------|------------------------------------|-------|-------|
| VILLANUEVA, JOSE A | | | | | | | |
| | Pending at Beg of Period | | New Cases Filed | | Cases Transferred In / Reactivated | | Total |
| | 266 | | 23 | | 9 | | 298 |
| Terminations | Bankruptcy | Default | RefVacated | Court Trial | Dismiss | Other | Total |
| | 0 | 11 | 0 | 0 | 10 | 15 | 36 |
| | Total Pending at End of Period | | | | | | 262 |

Monthly Summary

MONTHLY SUMMARY

October 2012

| NAME | PEND | ASSIGNED | | | TRIALS | | | | | | DISP | PENDING | | | | + - |
|----------------------------|-------|----------|------|------|--------|----|-----|-------|----|-----|------|---------|------|------|-------|--------|
| | | CV | CR | TOT | JURY | | | COURT | | | | CV | FR | CR | TOT | |
| | | | | | CV | CR | TOT | CV | CR | TOT | | CV | FR | CR | TOT | |
| Dick Ambrose | 572 | 83 | 35 | 118 | 0 | 1 | 1 | 0 | 1 | 1 | 103 | 237 | 214 | 136 | 587 | - 15 |
| Michael K. Astrab | 586 | 74 | 30 | 104 | 1 | 0 | 1 | 0 | 2 | 2 | 127 | 234 | 227 | 102 | 563 | + 23 |
| Pamela A. Barker | 676 | 78 | 43 | 121 | 0 | 1 | 1 | 0 | 1 | 1 | 112 | 287 | 260 | 138 | 685 | - 9 |
| Janet R. Burnside | 587 | 85 | 39 | 124 | 1 | 1 | 2 | 2 | 2 | 4 | 129 | 238 | 233 | 111 | 582 | + 5 |
| Annette G. Butler | 573 | 89 | 44 | 133 | 0 | 0 | 0 | 1 | 0 | 1 | 140 | 181 | 248 | 137 | 566 | + 7 |
| Deena R. Calabrese | 626 | 84 | 55 | 139 | 0 | 0 | 0 | 0 | 0 | 0 | 114 | 270 | 250 | 131 | 651 | - 25 |
| Maureen Clancy | 553 | 81 | 47 | 128 | 0 | 0 | 0 | 0 | 0 | 0 | 103 | 221 | 251 | 106 | 578 | - 25 |
| Brian J. Corrigan | 681 | 79 | 36 | 115 | 0 | 0 | 0 | 2 | 1 | 3 | 139 | 313 | 221 | 123 | 657 | + 24 |
| Peter J. Corrigan | 607 | 82 | 35 | 117 | 0 | 1 | 1 | 0 | 0 | 0 | 121 | 265 | 213 | 125 | 603 | + 4 |
| Michael P. Donnelly | 566 | 79 | 36 | 115 | 1 | 0 | 1 | 0 | 0 | 0 | 118 | 226 | 245 | 92 | 563 | + 3 |
| Carolyn B. Friedland | 643 | 79 | 47 | 126 | 0 | 1 | 1 | 0 | 0 | 0 | 123 | 276 | 206 | 164 | 646 | - 3 |
| Stuart A. Friedman | 617 | 81 | 39 | 120 | 0 | 0 | 0 | 0 | 0 | 0 | 106 | 241 | 256 | 134 | 631 | - 14 |
| Nancy A. Fuerst | 298 | 48 | 14 | 62 | 0 | 0 | 0 | 0 | 1 | 1 | 70 | 96 | 152 | 42 | 290 | + 8 |
| Eileen T. Gallagher | 521 | 79 | 39 | 118 | 0 | 0 | 0 | 0 | 0 | 0 | 120 | 219 | 218 | 82 | 519 | + 2 |
| Hollie L. Gallagher | 551 | 78 | 26 | 104 | 0 | 0 | 0 | 0 | 1 | 1 | 128 | 227 | 214 | 86 | 527 | + 24 |
| Daniel Gaul | 753 | 74 | 37 | 111 | 1 | 2 | 3 | 0 | 0 | 0 | 161 | 270 | 300 | 133 | 703 | + 50 |
| Lance T. Mason | 614 | 83 | 41 | 124 | 1 | 1 | 2 | 1 | 0 | 1 | 125 | 237 | 241 | 135 | 613 | + 1 |
| David T. Matia | 492 | 86 | 21 | 107 | 0 | 0 | 0 | 1 | 0 | 1 | 117 | 223 | 233 | 26 | 482 | + 10 |
| Robert C. McClelland | 611 | 87 | 42 | 129 | 0 | 1 | 1 | 0 | 0 | 0 | 117 | 270 | 189 | 164 | 623 | - 12 |
| Timothy McCormick | 505 | 86 | 45 | 131 | 0 | 2 | 2 | 0 | 1 | 1 | 124 | 226 | 195 | 91 | 512 | - 7 |
| Nancy R. McDonnell | 559 | 81 | 39 | 120 | 1 | 1 | 2 | 0 | 1 | 1 | 135 | 219 | 236 | 89 | 544 | + 15 |
| Richard J. McMonagle | 657 | 82 | 18 | 100 | 1 | 0 | 1 | 0 | 0 | 0 | 102 | 432 | 156 | 67 | 655 | + 2 |
| John P. O'Donnell | 550 | 70 | 9 | 79 | 0 | 1 | 1 | 1 | 0 | 1 | 111 | 283 | 173 | 62 | 518 | + 32 |
| John J. Russo | 500 | 79 | 40 | 119 | 0 | 1 | 1 | 0 | 0 | 0 | 112 | 199 | 225 | 83 | 507 | - 7 |
| Joseph D. Russo | 698 | 84 | 41 | 125 | 0 | 1 | 1 | 0 | 0 | 0 | 150 | 252 | 217 | 204 | 673 | + 25 |
| Michael J. Russo | 539 | 88 | 37 | 125 | 1 | 2 | 3 | 0 | 0 | 0 | 135 | 216 | 223 | 90 | 529 | + 10 |
| Nancy Margaret Russo | 367 | 86 | 24 | 110 | 0 | 0 | 0 | 0 | 1 | 1 | 163 | 142 | 131 | 41 | 314 | + 53 |
| Shirley Strickland Saffold | 686 | 86 | 46 | 132 | 0 | 1 | 1 | 0 | 0 | 0 | 135 | 236 | 257 | 190 | 683 | + 3 |
| Brendan J. Sheehan | 491 | 81 | 40 | 121 | 2 | 1 | 3 | 0 | 0 | 0 | 142 | 167 | 198 | 105 | 470 | + 21 |
| Ronald Suster | 688 | 74 | 40 | 114 | 0 | 1 | 1 | 0 | 0 | 0 | 136 | 259 | 257 | 150 | 666 | + 22 |
| John D. Sutula | 690 | 86 | 27 | 113 | 0 | 0 | 0 | 0 | 0 | 0 | 125 | 239 | 302 | 137 | 678 | + 12 |
| Kathleen Ann Sutula | 501 | 84 | 46 | 130 | 0 | 1 | 1 | 0 | 0 | 0 | 112 | 224 | 183 | 112 | 519 | - 18 |
| Joan Synenberg | 614 | 75 | 17 | 92 | 0 | 0 | 0 | 0 | 0 | 0 | 96 | 250 | 255 | 105 | 610 | + 4 |
| José A. Villanueva | 681 | 78 | 45 | 123 | 1 | 2 | 3 | 0 | 0 | 0 | 143 | 273 | 288 | 100 | 661 | + 20 |
| TOTALS | 19853 | 2729 | 1220 | 3949 | 11 | 23 | 34 | 8 | 12 | 20 | 4194 | 8148 | 7667 | 3793 | 19608 | + 245 |

Year to Date Summary

SUMMARY FOR THE COURT

January - October 2012

| NAME | PEND | TRIALS | | | | | | | | | | | | | | + | - |
|----------------------------|-------|----------|-------|-------|------|-----|-----|-------|-----|-----|-------|---------|------|------|-------|------|---|
| | | ASSIGNED | | | JURY | | | COURT | | | DISP | PENDING | | | | | |
| | | CV | CR | TOT | CV | CR | TOT | CV | CR | TOT | | CV | FR | CR | TOT | | |
| Dick Ambrose | 549 | 836 | 403 | 1239 | 2 | 8 | 10 | 3 | 4 | 7 | 1201 | 237 | 214 | 136 | 587 | -38 | |
| Michael K. Astrab | 652 | 822 | 325 | 1147 | 3 | 9 | 12 | 2 | 3 | 5 | 1236 | 234 | 227 | 102 | 563 | +89 | |
| Pamela A. Barker | 686 | 870 | 411 | 1281 | 5 | 8 | 13 | 0 | 5 | 5 | 1282 | 287 | 260 | 138 | 685 | +1 | |
| Janet R. Burnside | 636 | 859 | 421 | 1280 | 4 | 8 | 12 | 10 | 9 | 19 | 1334 | 238 | 233 | 111 | 582 | +54 | |
| Annette G. Butler | 516 | 907 | 438 | 1345 | 1 | 4 | 5 | 1 | 8 | 9 | 1295 | 181 | 248 | 137 | 566 | -50 | |
| Deena R. Calabrese | 609 | 852 | 391 | 1243 | 0 | 4 | 4 | 0 | 3 | 3 | 1201 | 270 | 250 | 131 | 651 | -42 | |
| Maureen Clancy | 533 | 849 | 385 | 1234 | 1 | 6 | 7 | 1 | 1 | 2 | 1189 | 221 | 251 | 106 | 578 | -45 | |
| Brian J. Corrigan | 728 | 811 | 422 | 1233 | 1 | 5 | 6 | 3 | 9 | 12 | 1304 | 313 | 221 | 123 | 657 | +71 | |
| Peter J. Corrigan | 585 | 879 | 375 | 1254 | 2 | 7 | 9 | 3 | 2 | 5 | 1236 | 265 | 213 | 125 | 603 | -18 | |
| Michael P. Donnelly | 566 | 838 | 358 | 1196 | 3 | 9 | 12 | 1 | 1 | 2 | 1199 | 226 | 245 | 92 | 563 | +3 | |
| Carolyn B. Friedland | 659 | 867 | 409 | 1276 | 2 | 1 | 3 | 0 | 6 | 6 | 1289 | 276 | 206 | 164 | 646 | +13 | |
| Stuart A. Friedman | 689 | 824 | 421 | 1245 | 1 | 2 | 3 | 0 | 12 | 12 | 1303 | 241 | 256 | 134 | 631 | +58 | |
| Nancy A. Fuerst | 296 | 434 | 133 | 567 | 3 | 4 | 7 | 0 | 1 | 1 | 573 | 96 | 152 | 42 | 290 | +6 | |
| Eileen T. Gallagher | 519 | 868 | 343 | 1211 | 2 | 5 | 7 | 2 | 0 | 2 | 1211 | 219 | 218 | 82 | 519 | 0 | |
| Hollie L. Gallagher | 542 | 850 | 299 | 1149 | 3 | 2 | 5 | 3 | 5 | 8 | 1164 | 227 | 214 | 86 | 527 | +15 | |
| Daniel Gaul | 688 | 835 | 450 | 1285 | 3 | 12 | 15 | 0 | 2 | 2 | 1270 | 270 | 300 | 133 | 703 | -15 | |
| Lance T. Mason | 655 | 832 | 401 | 1233 | 6 | 7 | 13 | 1 | 1 | 2 | 1275 | 237 | 241 | 135 | 613 | +42 | |
| David T. Matia | 618 | 826 | 283 | 1109 | 4 | 3 | 7 | 2 | 0 | 2 | 1245 | 223 | 233 | 26 | 482 | +136 | |
| Robert C. McClelland | 615 | 836 | 398 | 1234 | 0 | 3 | 3 | 0 | 10 | 10 | 1226 | 270 | 189 | 164 | 623 | -8 | |
| Timothy McCormick | 525 | 838 | 413 | 1251 | 1 | 2 | 3 | 0 | 5 | 5 | 1264 | 226 | 195 | 91 | 512 | +13 | |
| Nancy R. McDonnell | 543 | 847 | 403 | 1250 | 3 | 7 | 10 | 0 | 3 | 3 | 1249 | 219 | 236 | 89 | 544 | -1 | |
| Richard J. McMonagle | 641 | 737 | 215 | 952 | 1 | 2 | 3 | 2 | 1 | 3 | 938 | 432 | 156 | 67 | 655 | -14 | |
| John P. O'Donnell | 570 | 750 | 225 | 975 | 3 | 9 | 12 | 12 | 1 | 13 | 1027 | 283 | 173 | 62 | 518 | +52 | |
| John J. Russo | 516 | 851 | 409 | 1260 | 0 | 2 | 2 | 0 | 0 | 0 | 1269 | 199 | 225 | 83 | 507 | +9 | |
| Joseph D. Russo | 706 | 837 | 410 | 1247 | 1 | 4 | 5 | 1 | 3 | 4 | 1280 | 252 | 217 | 204 | 673 | +33 | |
| Michael J. Russo | 538 | 859 | 399 | 1258 | 5 | 3 | 8 | 2 | 1 | 3 | 1267 | 216 | 223 | 90 | 529 | +9 | |
| Nancy Margaret Russo | 362 | 899 | 350 | 1249 | 2 | 4 | 6 | 0 | 5 | 5 | 1297 | 142 | 131 | 41 | 314 | +48 | |
| Shirley Strickland Saffold | 623 | 853 | 437 | 1290 | 3 | 3 | 6 | 2 | 0 | 2 | 1230 | 236 | 257 | 190 | 683 | -60 | |
| Brendan J. Sheehan | 516 | 829 | 398 | 1227 | 4 | 10 | 14 | 6 | 5 | 11 | 1273 | 167 | 198 | 105 | 470 | +46 | |
| Ronald Suster | 750 | 831 | 405 | 1236 | 2 | 5 | 7 | 0 | 7 | 7 | 1320 | 259 | 257 | 150 | 666 | +84 | |
| John D. Sutula | 705 | 816 | 394 | 1210 | 0 | 12 | 12 | 3 | 3 | 6 | 1237 | 239 | 302 | 137 | 678 | +27 | |
| Kathleen Ann Sutula | 538 | 837 | 343 | 1180 | 1 | 20 | 21 | 0 | 3 | 3 | 1199 | 224 | 183 | 112 | 519 | +19 | |
| Joan Synenberg | 595 | 803 | 306 | 1109 | 2 | 6 | 8 | 0 | 0 | 0 | 1094 | 250 | 255 | 105 | 610 | -15 | |
| José A. Villanueva | 630 | 818 | 394 | 1212 | 1 | 10 | 11 | 2 | 7 | 9 | 1181 | 273 | 288 | 100 | 661 | -31 | |
| TOTALS | 20099 | 28100 | 12567 | 40667 | 75 | 206 | 281 | 62 | 126 | 188 | 41158 | 8148 | 7667 | 3793 | 19608 | +491 | |

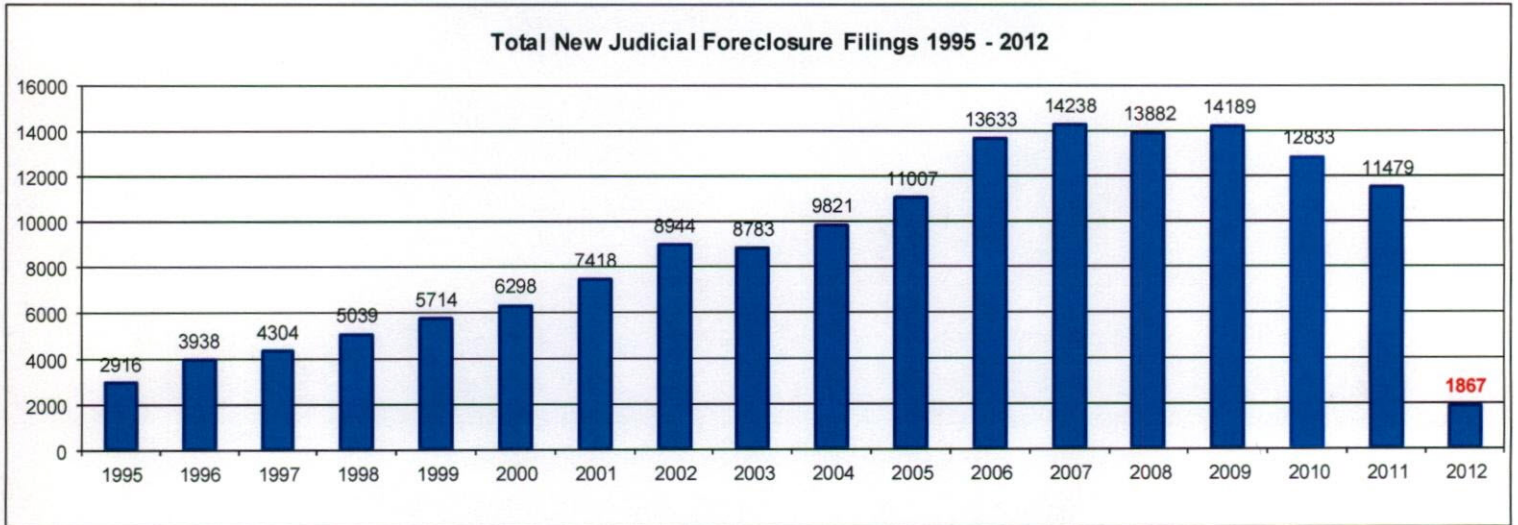
Corrections/Adjustments

CUYAHOGA COUNTY COMMON PLEAS COURT

Corrections & Adjustments

There was a minor error in the Total New Judicial Foreclosure Filings from 1995 – 2012 by year for the month of February 2012.

The following chart reflects the correction highlighted in red.

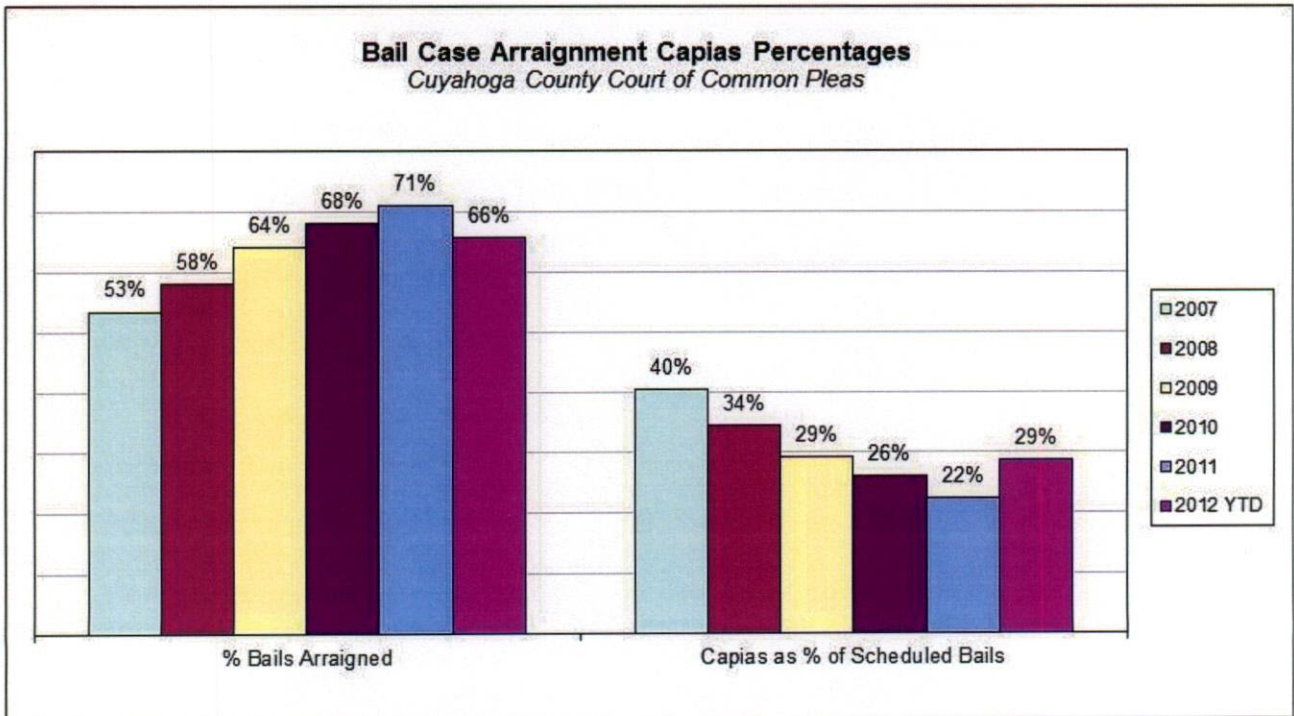
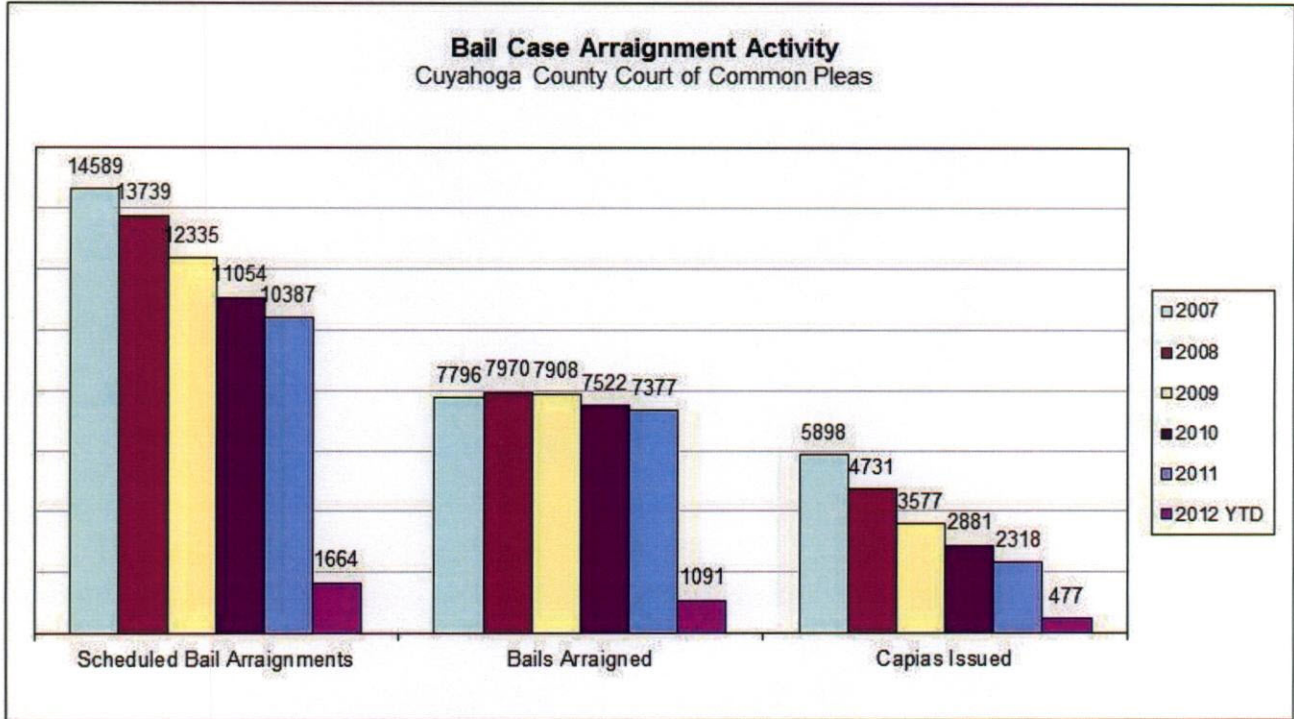


CUYAHOGA COUNTY COMMON PLEAS COURT

There was an error in the Bail Case Arraignment Activity, Bail Case Arraignment Capias Percentages, Overall Arraignment Statistics, and Overall Arraignment Statistic Percentage charts in February 2012.

Consequently, the aforementioned charts posted with the court statistics for February 2012 are incorrect.

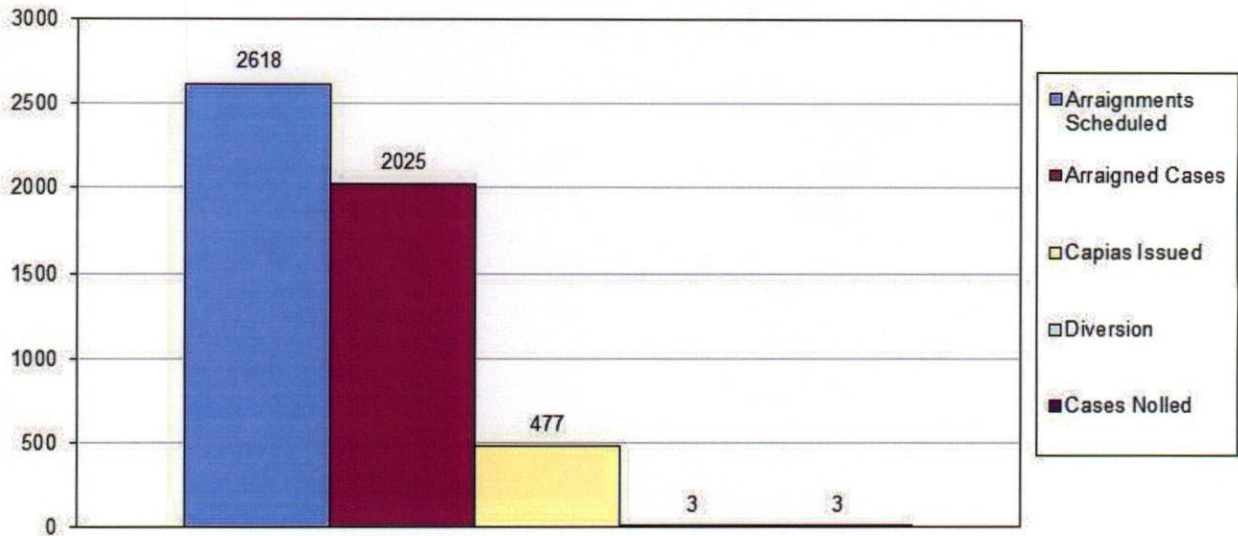
The following charts reflect the correct statistics.



CUYAHOGA COUNTY COMMON PLEAS COURT

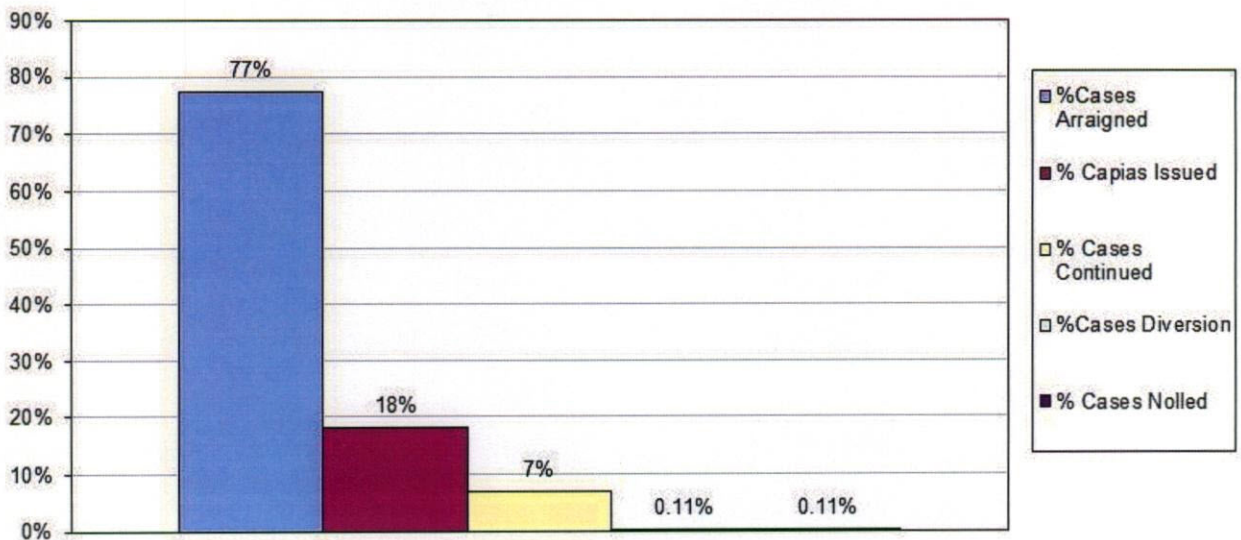
Overall Arraignment Statistics 2012

Cuyahoga County Court of Common Pleas



Overall Arraignment Statistic Percentages 2012

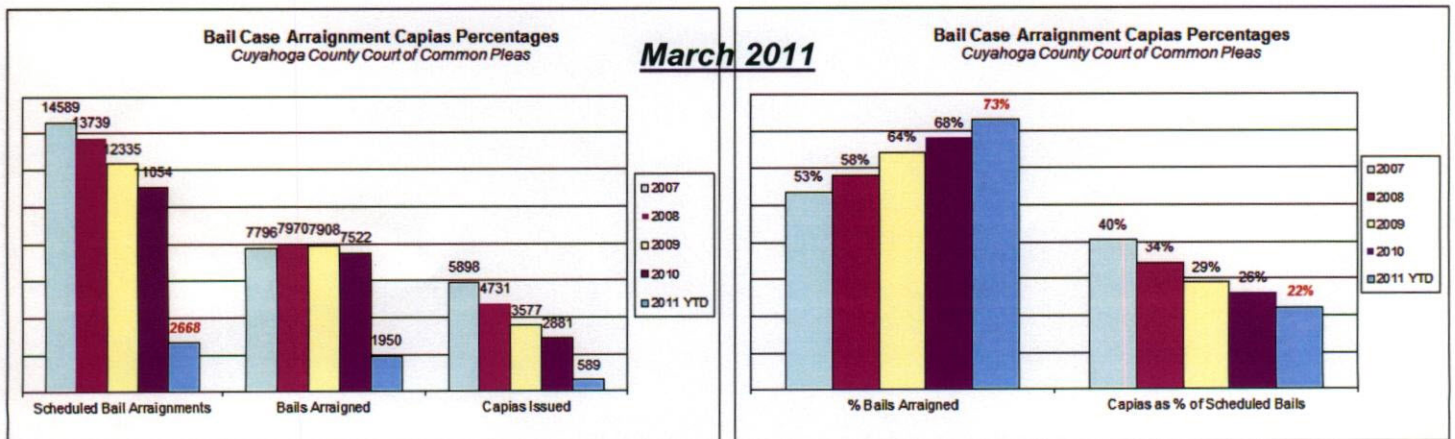
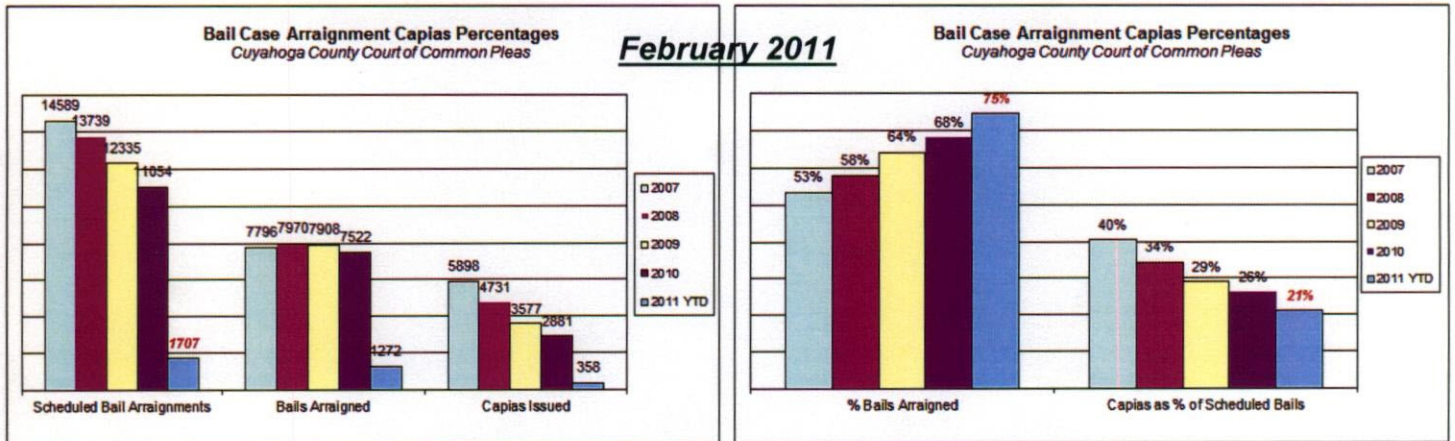
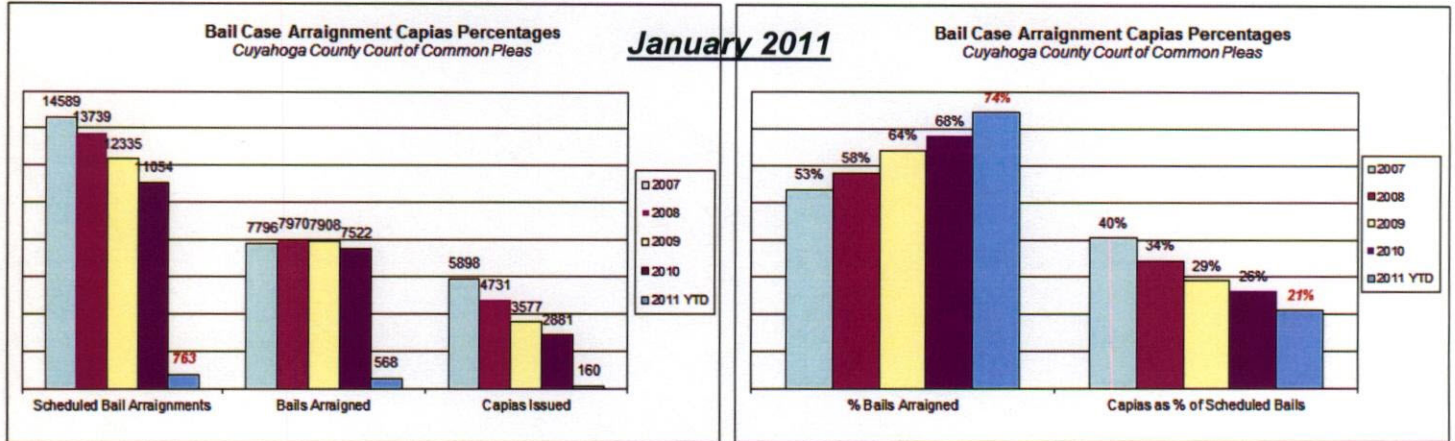
Cuyahoga County Court of Common Pleas



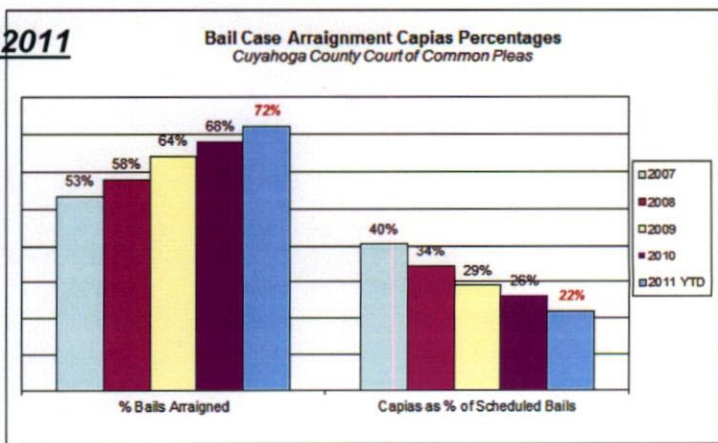
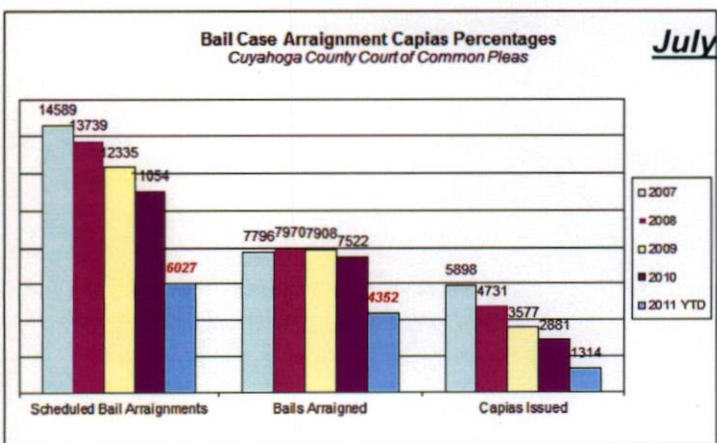
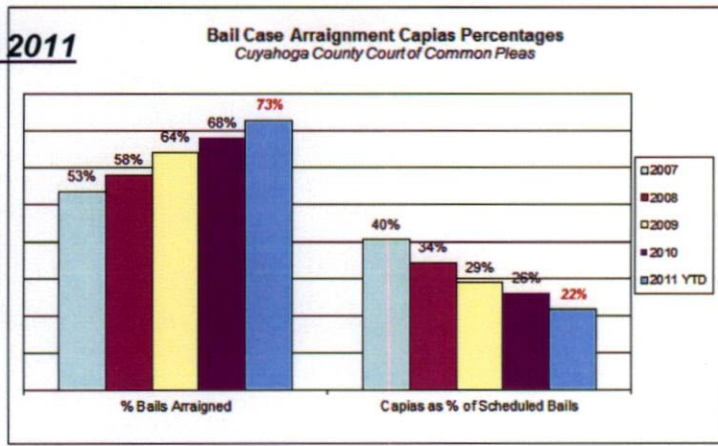
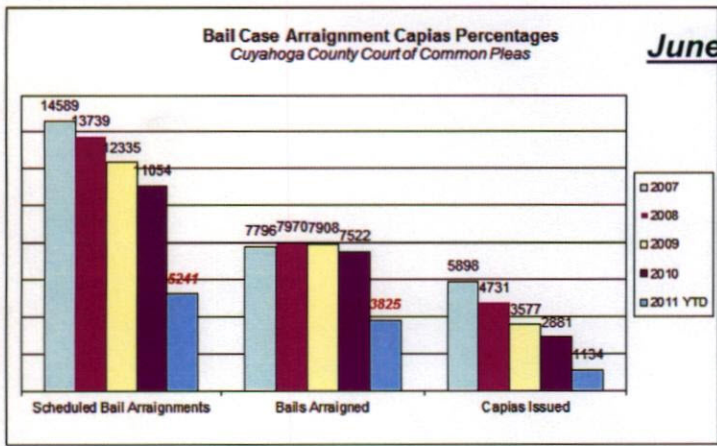
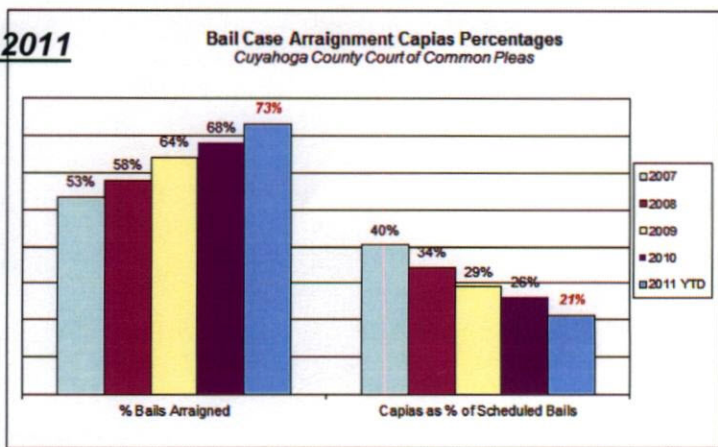
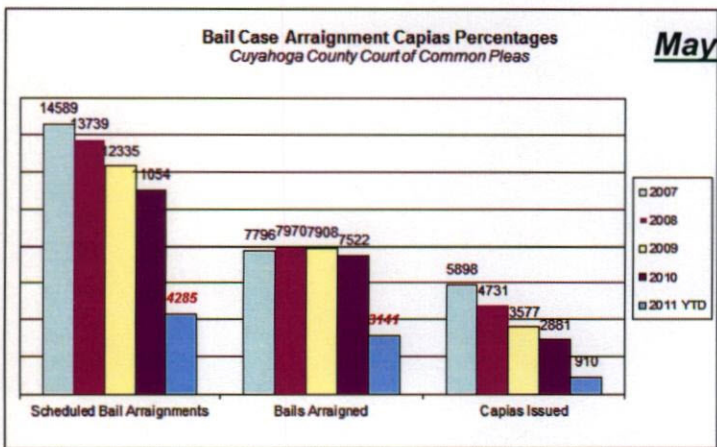
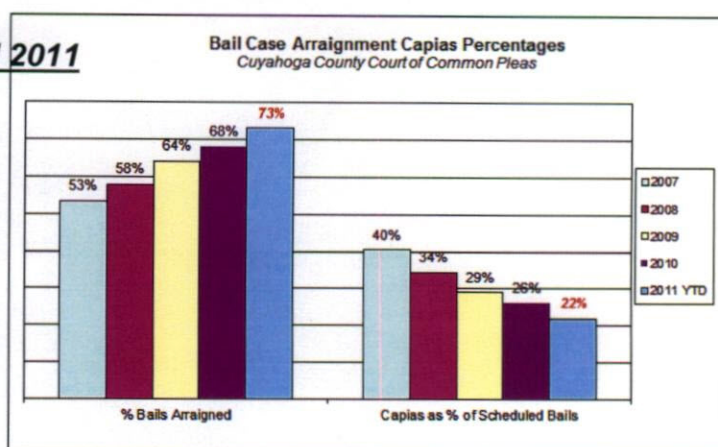
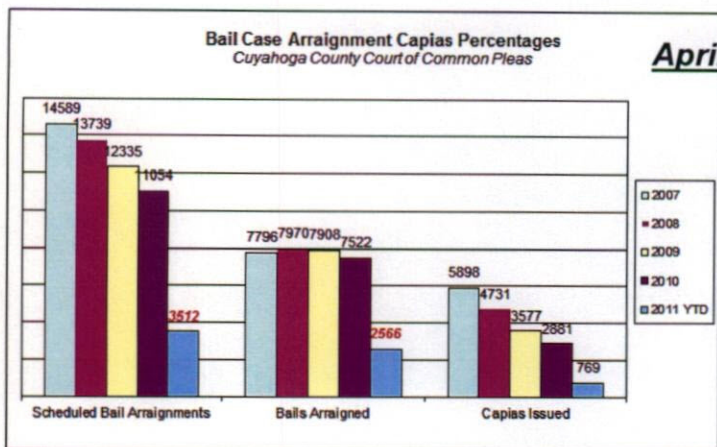
CUYAHOGA COUNTY COMMON PLEAS COURT

There was a minor error in the Bail Case Arraignment Activity and Bail Case Arraignment Capias Percentages charts in January 2011. The error was not discovered until December 2011. Consequently, the aforementioned charts posted with the court statistics from January 2011 – November 2011 are incorrect.

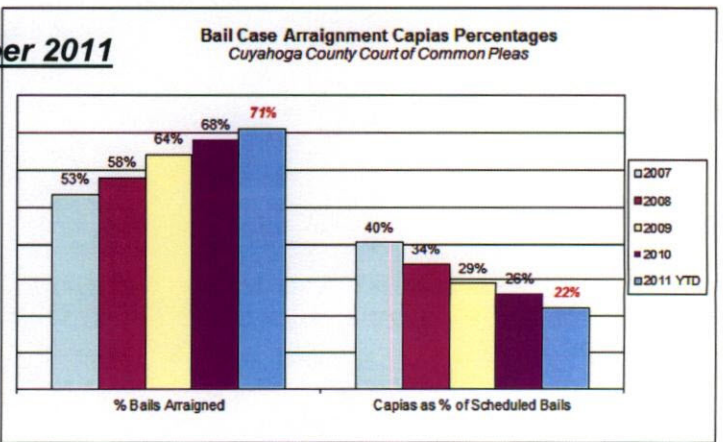
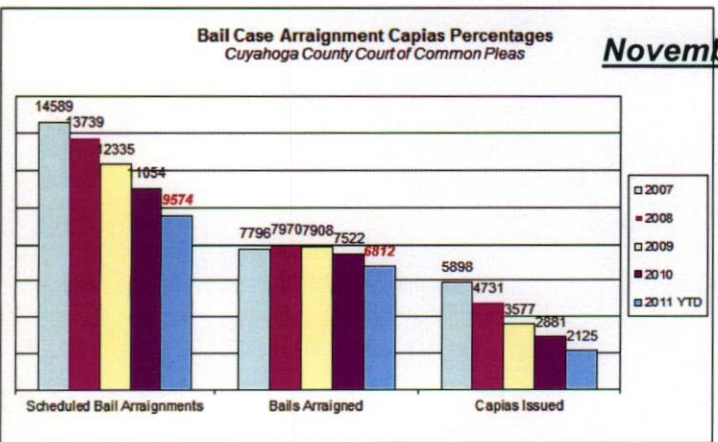
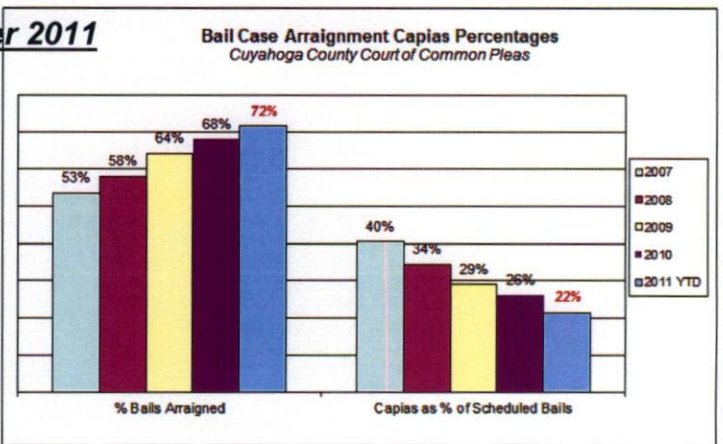
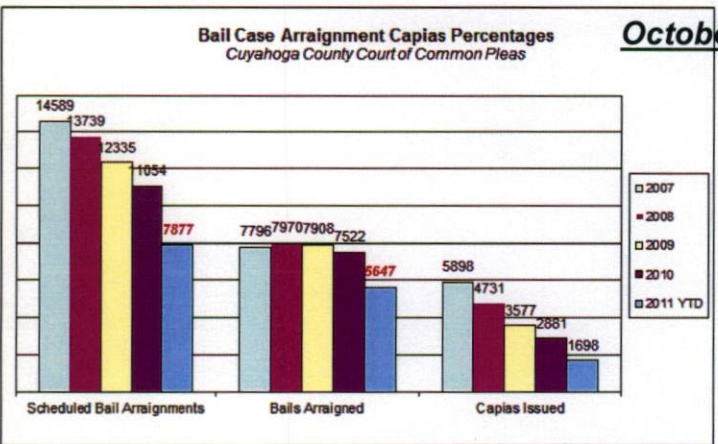
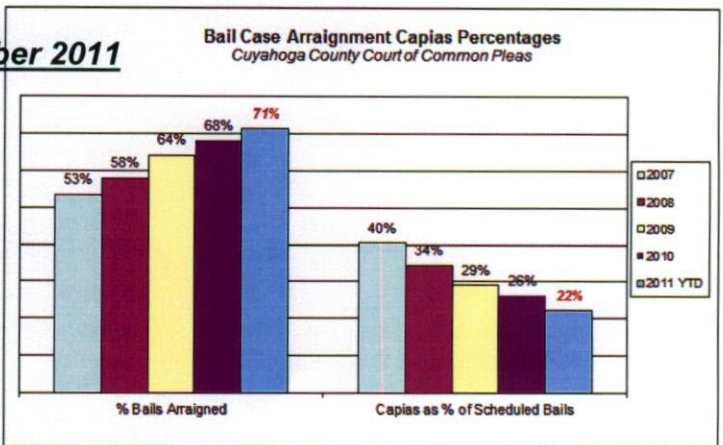
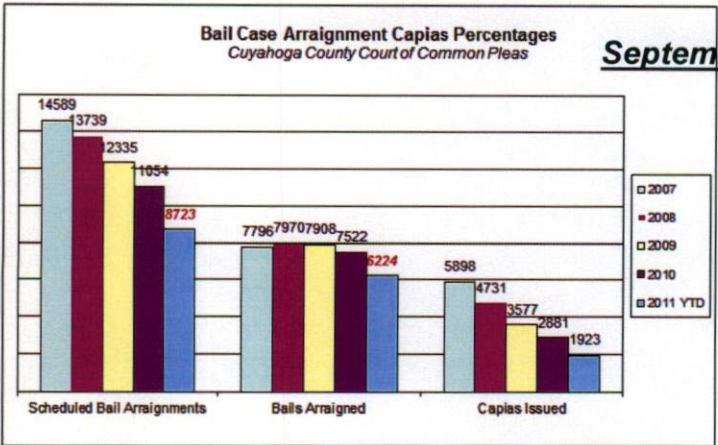
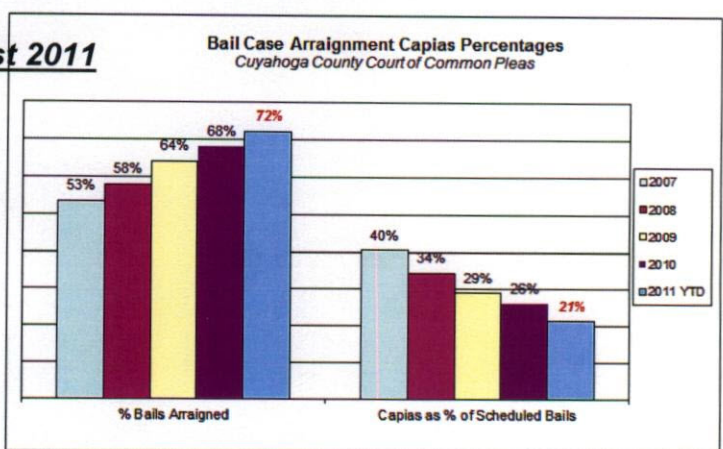
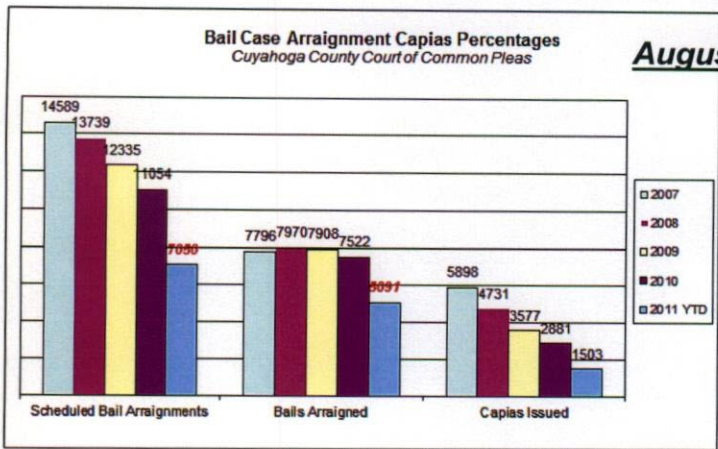
The following charts reflect the corrections highlighted in red.



CUYAHOGA COUNTY COMMON PLEAS COURT



CUYAHOGA COUNTY COMMON PLEAS COURT



CUYAHOGA COUNTY COMMON PLEAS COURT

There was a minor error in the New Marsh. Of Lien/Quite Title/Partition Case Filings by Month, Total New Judicial Foreclosure Filings by Month for Year 2010 and Total New Judicial Foreclosure Filings 1996-2010 for the month of March 2010.

The following charts reflect the original and corrected numbers.

