



***Statistics Report
June 2011***

***Nancy A. Fuerst
Administrative and Presiding Judge***

TABLE OF CONTENTS

Criminal Statistics

<i>Newly Filed, Re-Activated And Transferred In Cases</i> _____	4
<i>Yearly Criminal Terminations</i> _____	5
<i>Pending Criminal Cases End of Period</i> _____	6
<i>Clearance Rate</i> _____	7
<i>Arrest to Disposition Timeline</i> _____	8
<i>Average Arrest to Disposition Timeline (Jail Cases)</i> _____	9
<i>Average Arrest to Disposition Timeline (Non-Jail Cases)</i> _____	10
<i>Average Arrest to Disposition Timeline (Jail and Non-Jail Cases)</i> _____	11
<i>Yearly Average Arrest to Disposition Timeline</i> _____	12
<i>Bail Case Arraignment Activity</i> _____	14
<i>Overall Arraignment Statistics</i> _____	15

Foreclosure Statistics

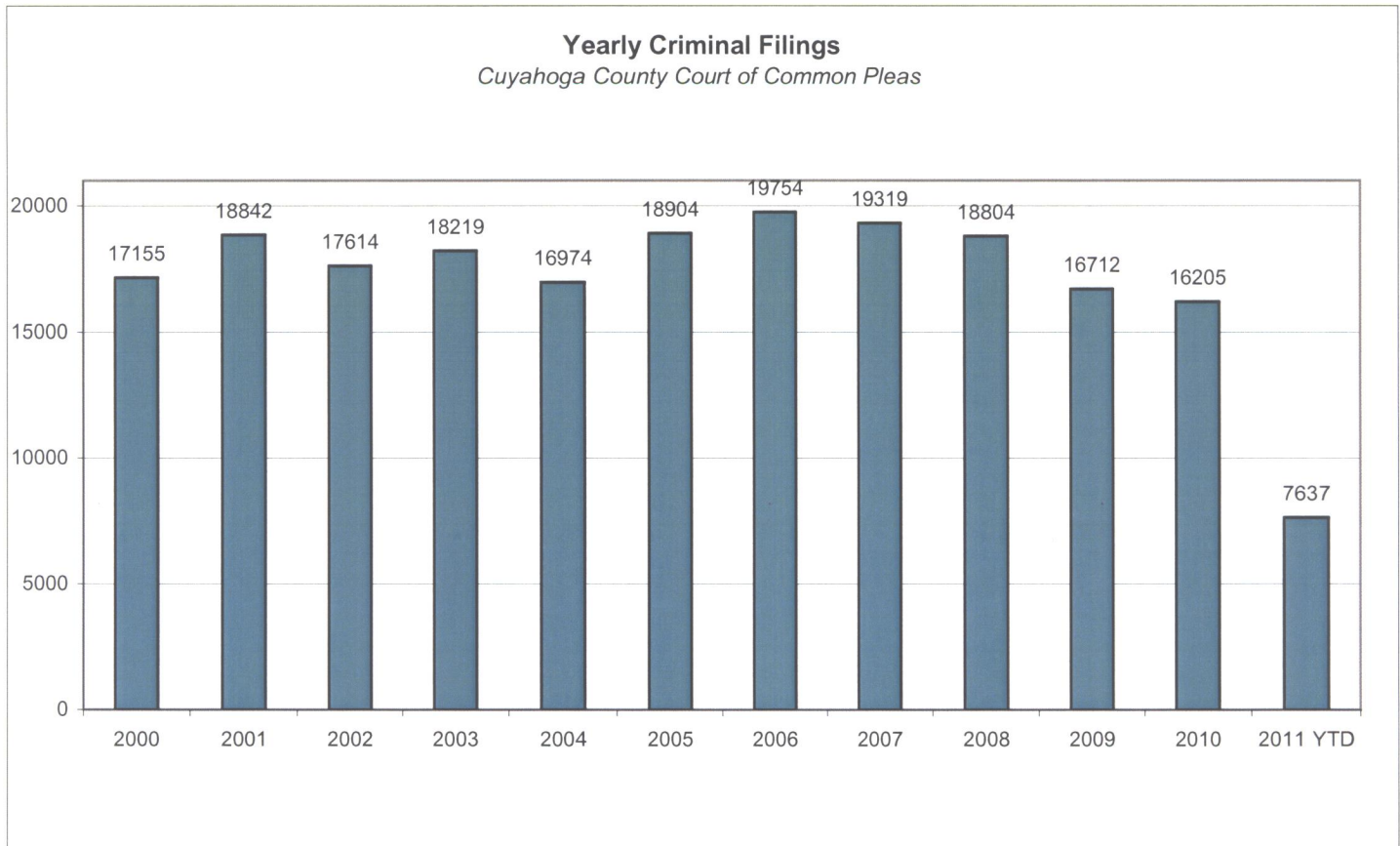
<i>Total Pending Judicial Foreclosure Cases Referred to Magistrates (A)</i> _____	17
<i>Total Pending Judicial Foreclosure Cases Referred to Magistrates (B)</i> _____	18
<i>Total Pending Judicial Foreclosure Cases Referred to Magistrates (C)</i> _____	19
<i>Total Pending Tax Lien & Certificate Cases Referred to Magistrates (A)</i> _____	20
<i>Total Pending Tax Lien & Certificate Cases Referred to Magistrates (B)</i> _____	21
<i>Total Pending Tax Lien & Certificate Cases Referred to Magistrates (C)</i> _____	22
<i>Percentage of Pending Judicial Foreclosure Cases By Filing Year</i> _____	23
<i>Judicial Foreclosure Clearance Rate Year 2009</i> _____	24
<i>Judicial Foreclosure Clearance Rate Year 2010</i> _____	25
<i>Judicial Foreclosure Clearance Rate Year 2011</i> _____	26
<i>Avg. Number of Days to Disp. (Excl. Bank. Stays & Tax Lien & Tax Cert.)</i> _____	27
<i>Avg. Number of Days to Disp. (Excl. Bank. Stays & Incl. Tax Lien & Tax Cert.)</i> _____	28
<i>Total New Judicial Foreclosure Filings</i> _____	29
<i>New Marsh. of Lien/Quiet Title/Partition Filings by Month for 2009 – 2011 YTD</i> _____	30
<i>New Tax Lien & Certificate Filings by Month for Year 2009 – 2011 YTD</i> _____	31
<i>Total New Judicial Foreclosure Filings by Month for Year 2009 – 2011 YTD</i> _____	32
<i>Magistrate's Monthly Reports</i> _____	33
<i>Report CMSR1062 - Judicial Foreclosure Statistics by Judge</i> _____	41
<i>Monthly Summary</i> _____	47
<i>Year to Date Summary</i> _____	49
<i>Corrections/Adjustments</i> _____	51

Criminal Case Statistics

CUYAHOGA COUNTY COMMON PLEAS COURT

Newly Filed, Re-Activated And Transferred In Cases

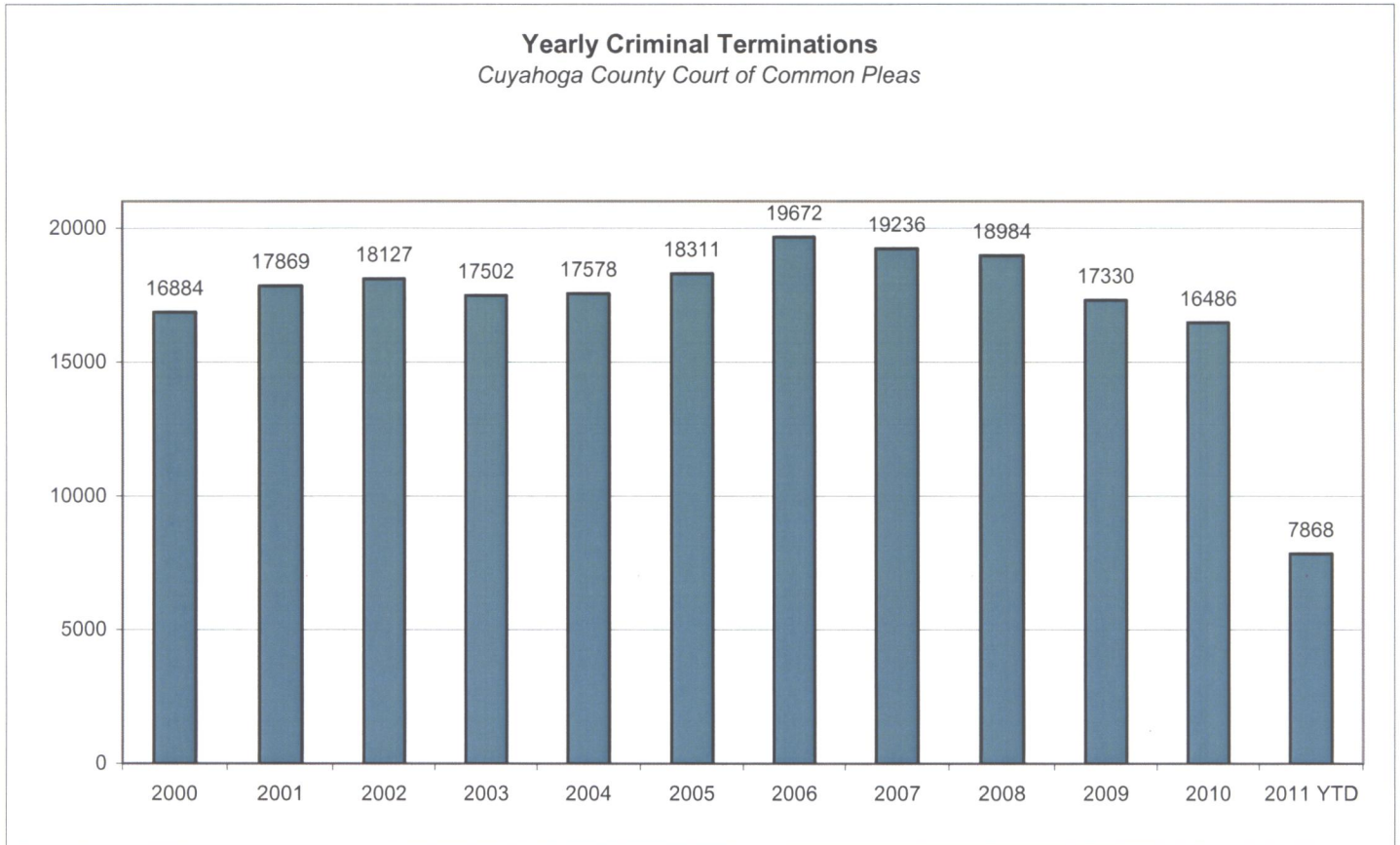
The following chart is a representation of all newly filed cases in Cuyahoga County Court of Common Pleas from 2000 – June 2011. Newly filed cases are defined as having been arraigned and assigned to a Judge. Cases that are re-activated are cases where a defendant was unavailable for trial but has now become ready to proceed. Transferred cases are moved from one Judge's docket to another. This could be due to re-assignment to a mental health Judge or after additional information indicates that by Court rule, the case should have been assigned to another Judge.



CUYAHOGA COUNTY COMMON PLEAS COURT

Yearly Criminal Terminations

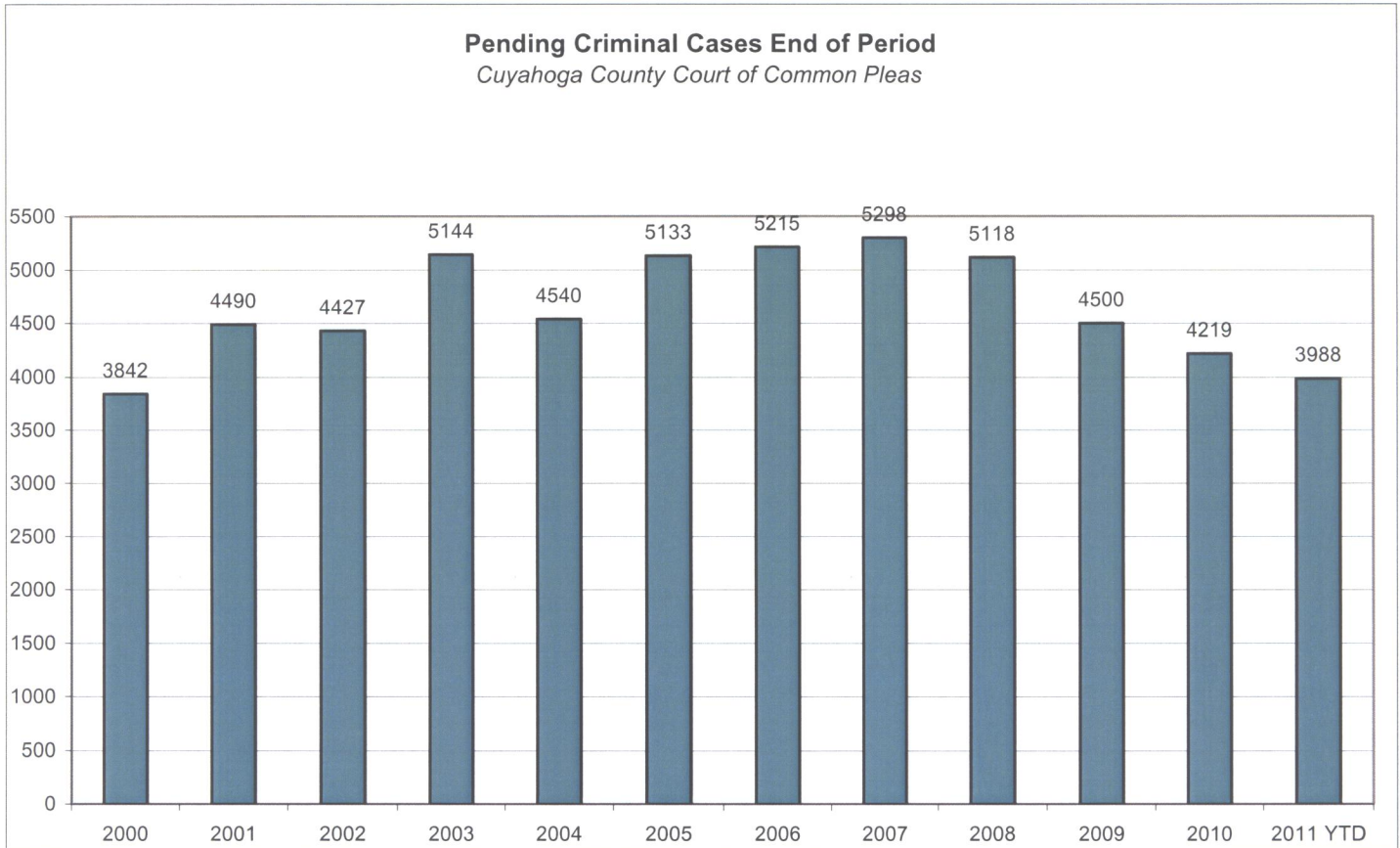
The following chart represents the total number of cases that have been terminated by the Court from 2000 – June 2011. These are all cases that have been terminated by trial, plea, dismissal or a defendant is unavailable for trial or sentencing are reported as terminated.



CUYAHOGA COUNTY COMMON PLEAS COURT

Pending Criminal Cases End of Period

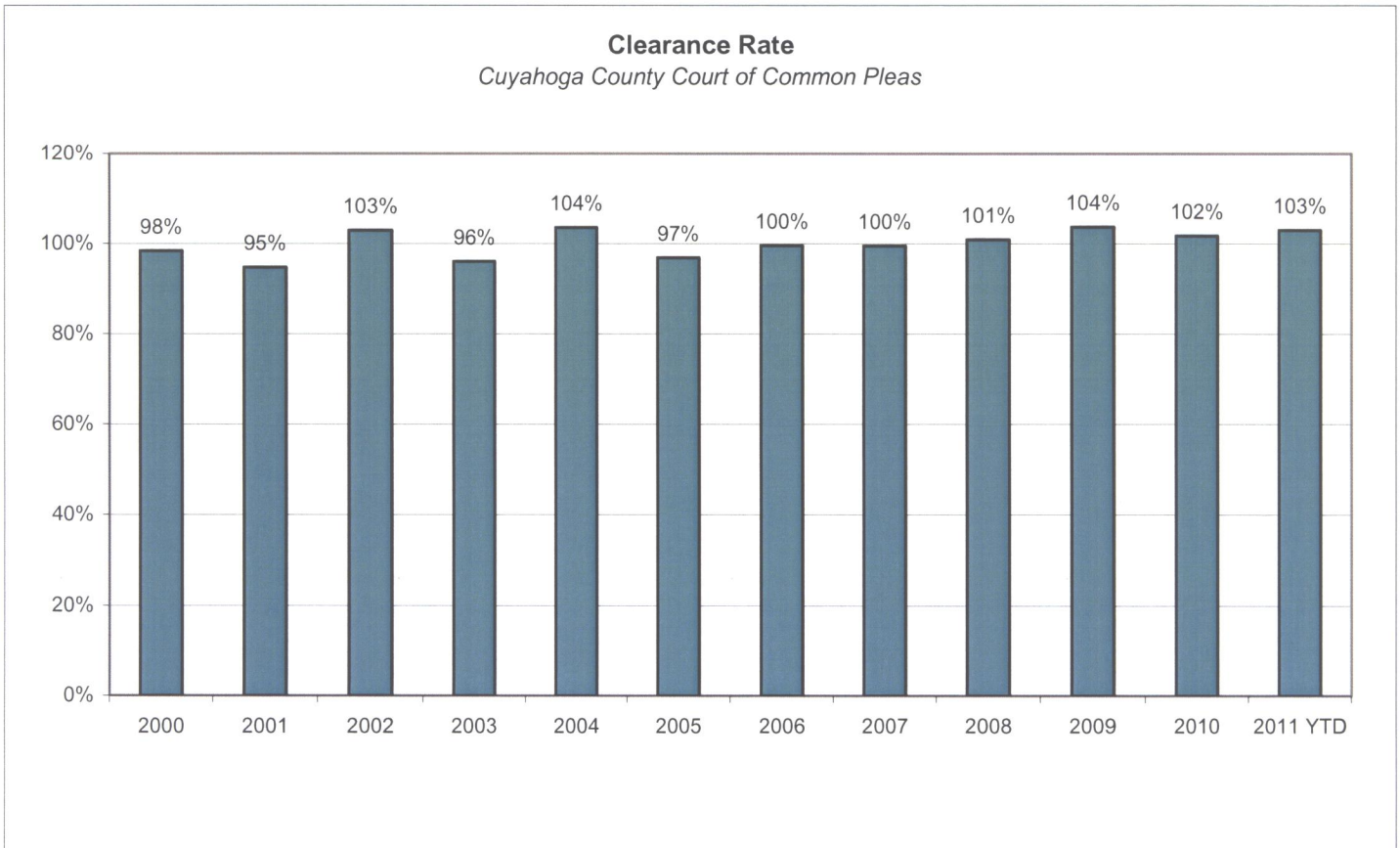
The following chart represents the total number of cases pending at the end of the reporting period from 2000 – June 2011. Taking the total number of cases pending at the beginning of the period, adding all newly filed, re-activated and transferred in cases arrives at the total pending value. The total number of cases that have been terminated in the period are then subtracted from the total pending to give the value pending at the end of the period.



CUYAHOGA COUNTY COMMON PLEAS COURT

Clearance Rate

The Clearance Rate is the total number of outgoing cases as a percentage of the number of incoming cases. Clearance rate measures whether the court is keeping up with its incoming caseload. If cases are not disposed in a timely manner, a backlog of cases awaiting disposition will grow. A Clearance Rate of 100% indicates that at least as many cases as have been filed, reopened, or reactivated in a period have been disposed.



Arrest to Disposition Timeline

Arrest to disposition timeline is a method to measure how felony cases flow through the Cuyahoga County Criminal Justice System. By capturing how long a case takes to move from stage to stage, we can examine where problems may exist and where potential improvements in case processing can be made.

The source data was extracted from the Cuyahoga County Court of Common Pleas Case Management System. The overall population of sample data was based on cases terminated in a given month excluding cases that have gone through diversion programs. A case is defined as a defendant and all charges involved in a single incident. The time period for the extracted data is from June 2011.

The stages examined were:

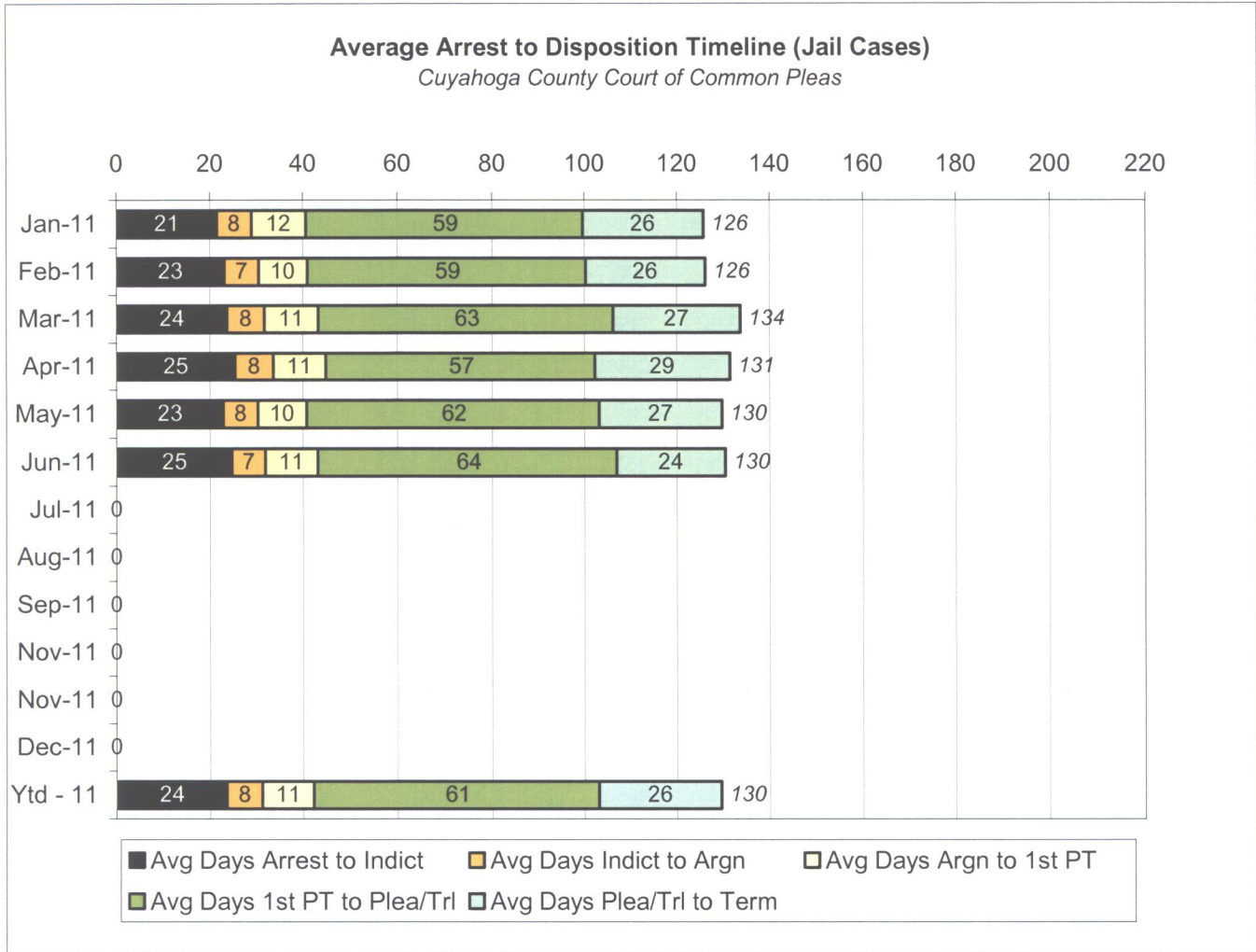
Arrest to Indictment
Indictment to Arraignment
Arraignment to 1st Pre-Trial
1st Pre-Trial to Plea/Trial
Plea/Trial to Termination

Due to the fact that each case may or may not have all of the stage date elements, a method to arrive at stage averages was applied. For a case to be included in the average for a stage there would need to be both dates for the given stage. A case would be included in the Arrest to Indictment stage if both arrest date and indictment date were available. This method was applied to each of the five stages. Next we calculated the total number of cases that met the date criteria for each of the ranges and also the total number of days between each date. To arrive at an average, the total number of days for each case in each range was calculated and divided by the total number of cases that met the date criteria. If a case had a time period or periods where the defendant was capiased or referred to the Psych Clinic, that amount of time was subtracted from the appropriate range. For re-indicted cases, the original arrest date is used.

The following three charts are for Jail, Non-Jail and combined Jail and Non-Jail cases. Jail and Non-Jail cases are defined by the status of the defendant at arraignment.

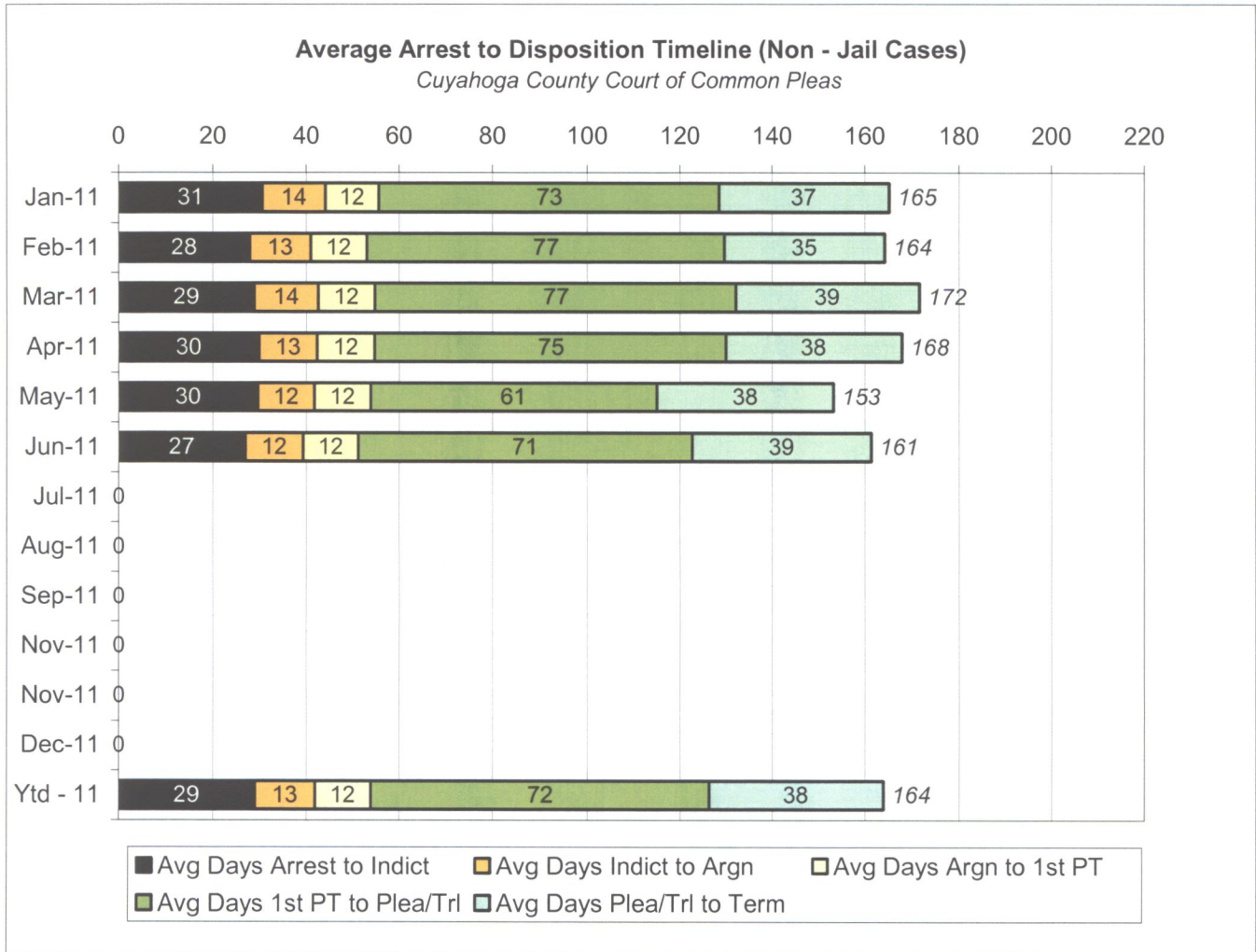
CUYAHOGA COUNTY COMMON PLEAS COURT

Average Arrest to Disposition Timeline (Jail Cases)



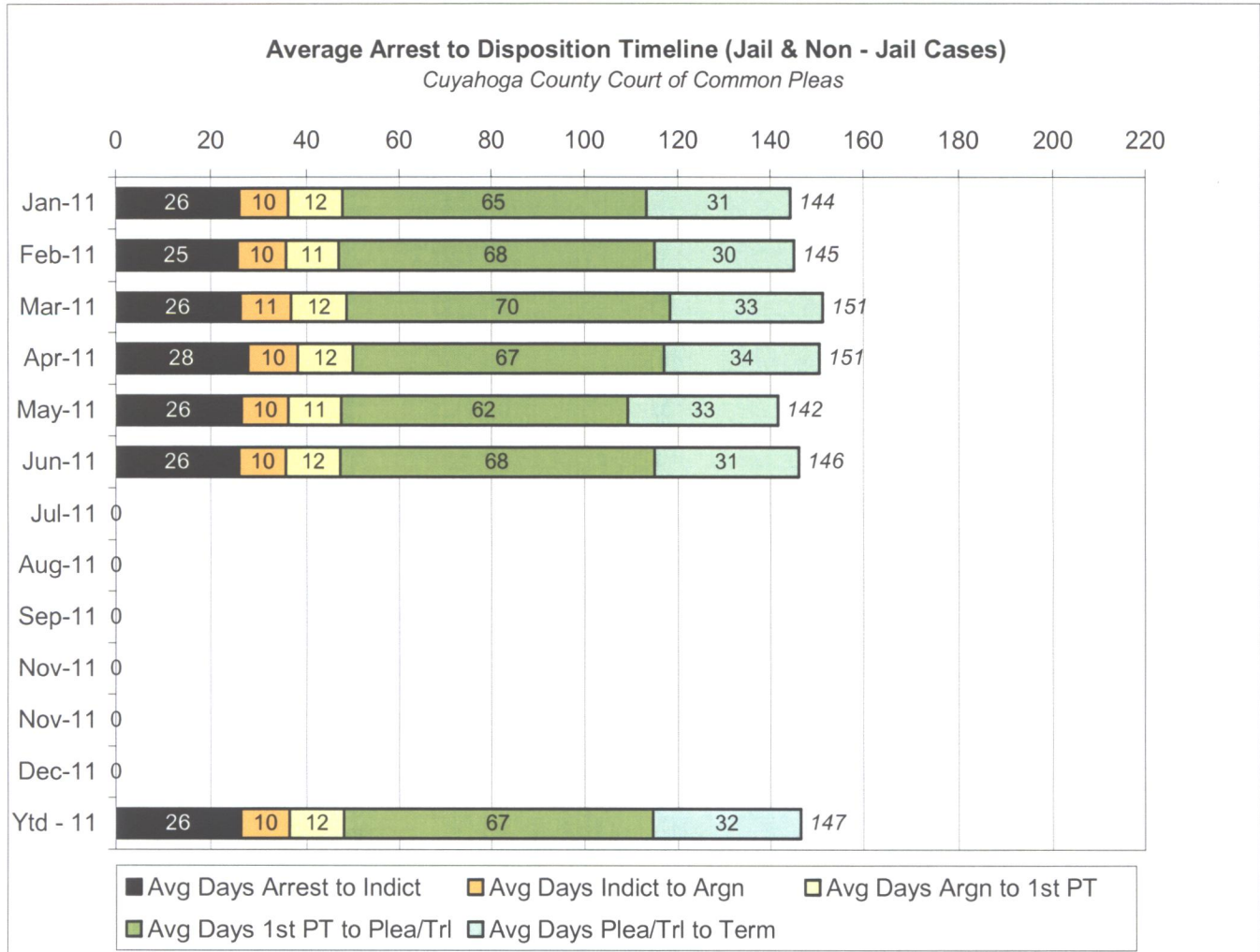
CUYAHOGA COUNTY COMMON PLEAS COURT

Average Arrest to Disposition Timeline (Non-Jail Cases)



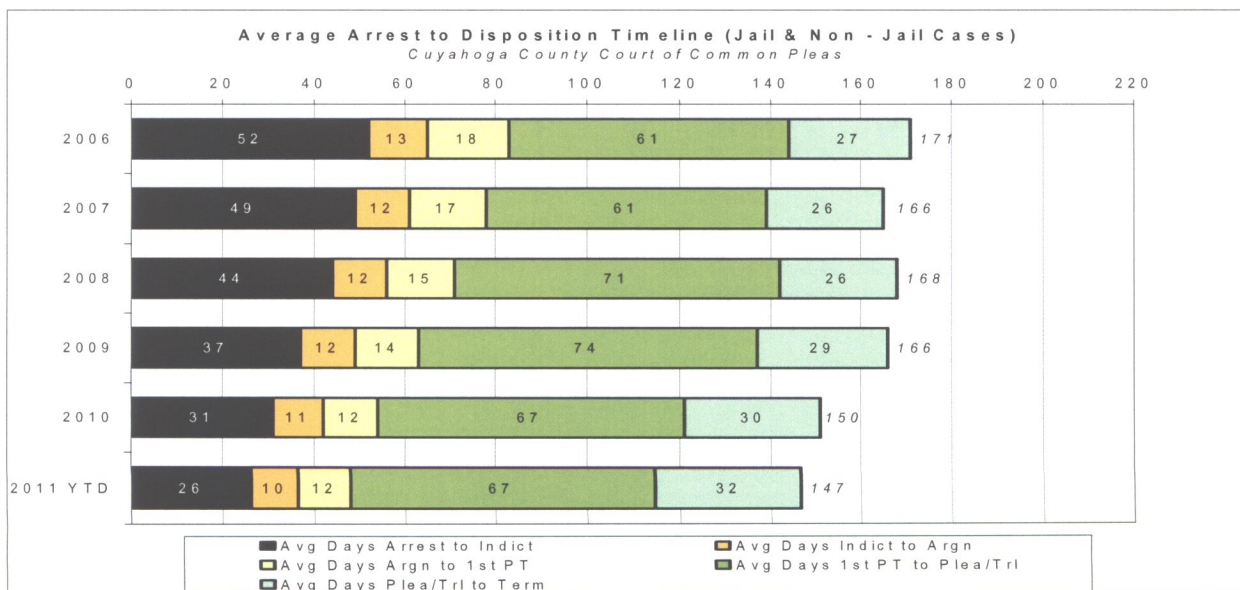
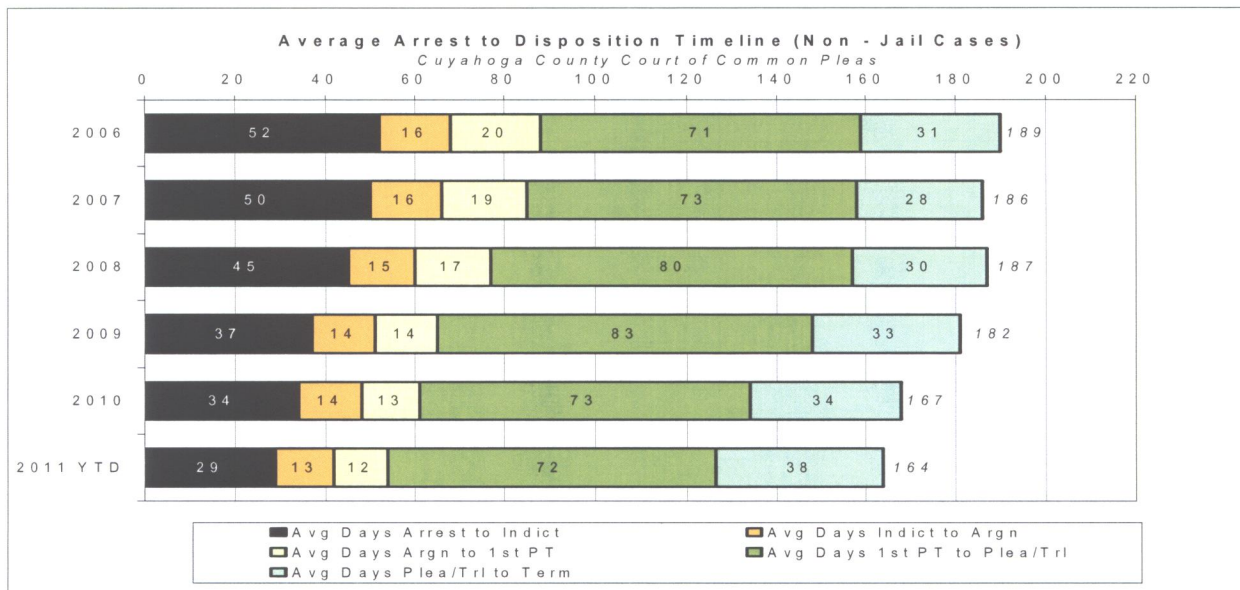
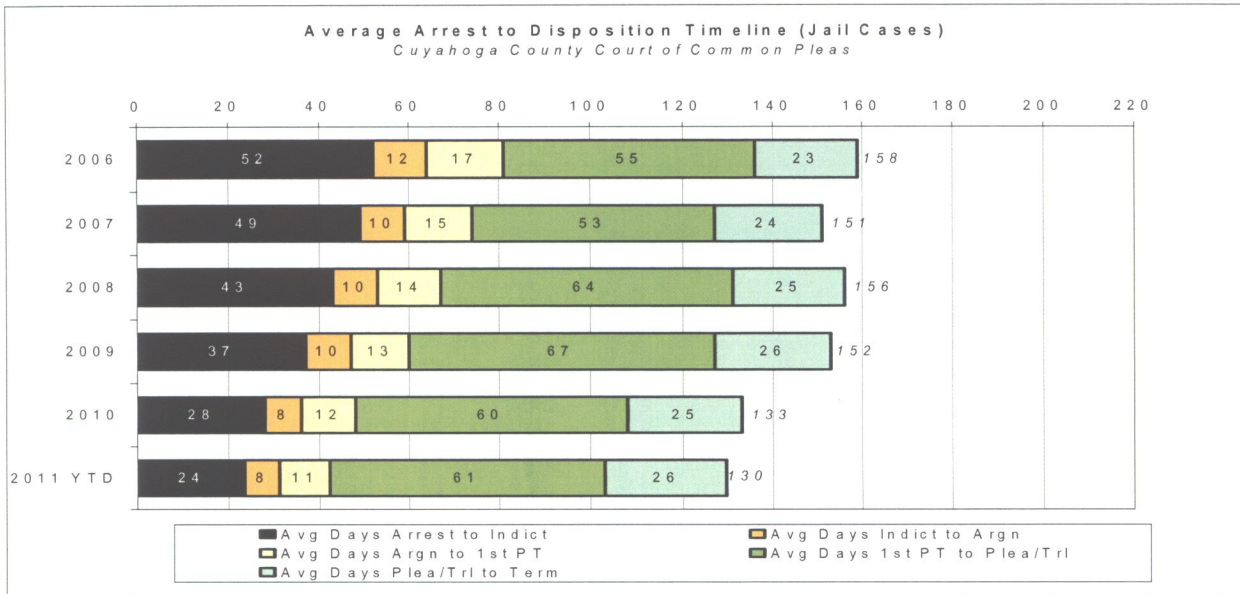
CUYAHOGA COUNTY COMMON PLEAS COURT

Average Arrest to Disposition Timeline (Jail and Non-Jail Cases)



CUYAHOGA COUNTY COMMON PLEAS COURT

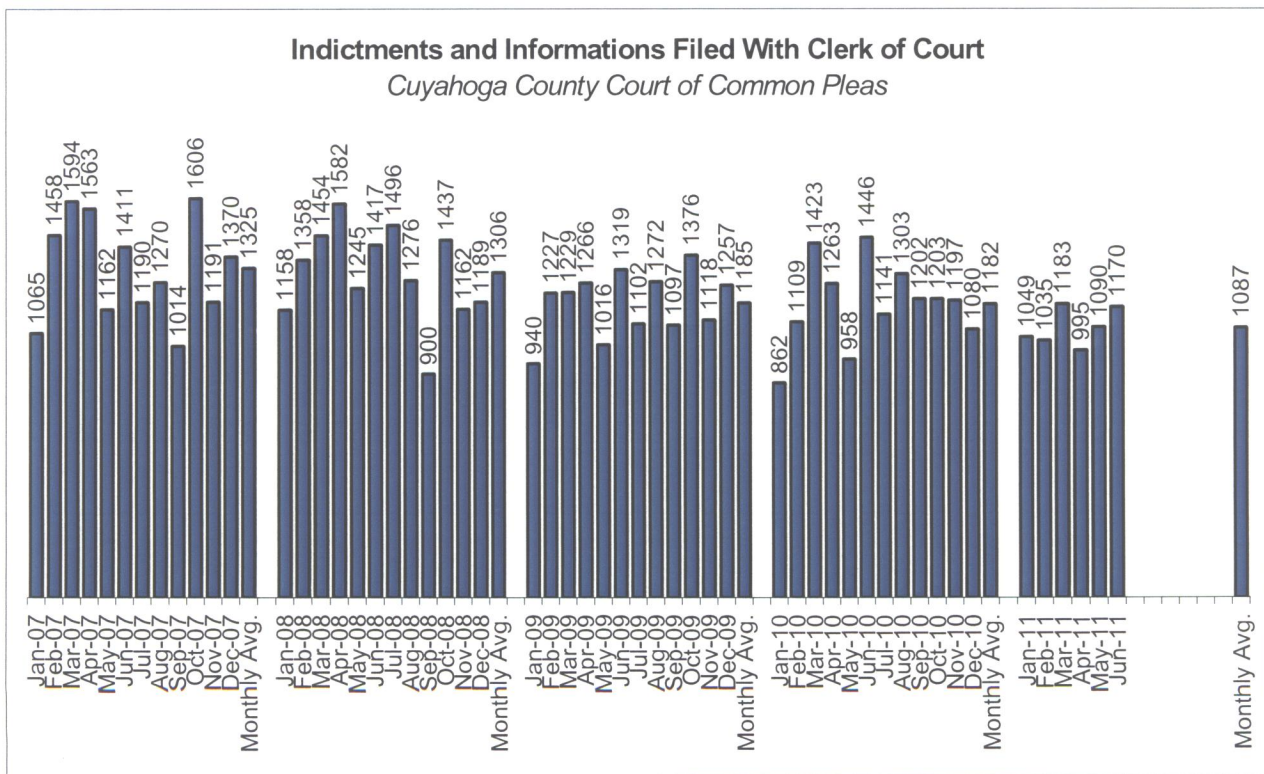
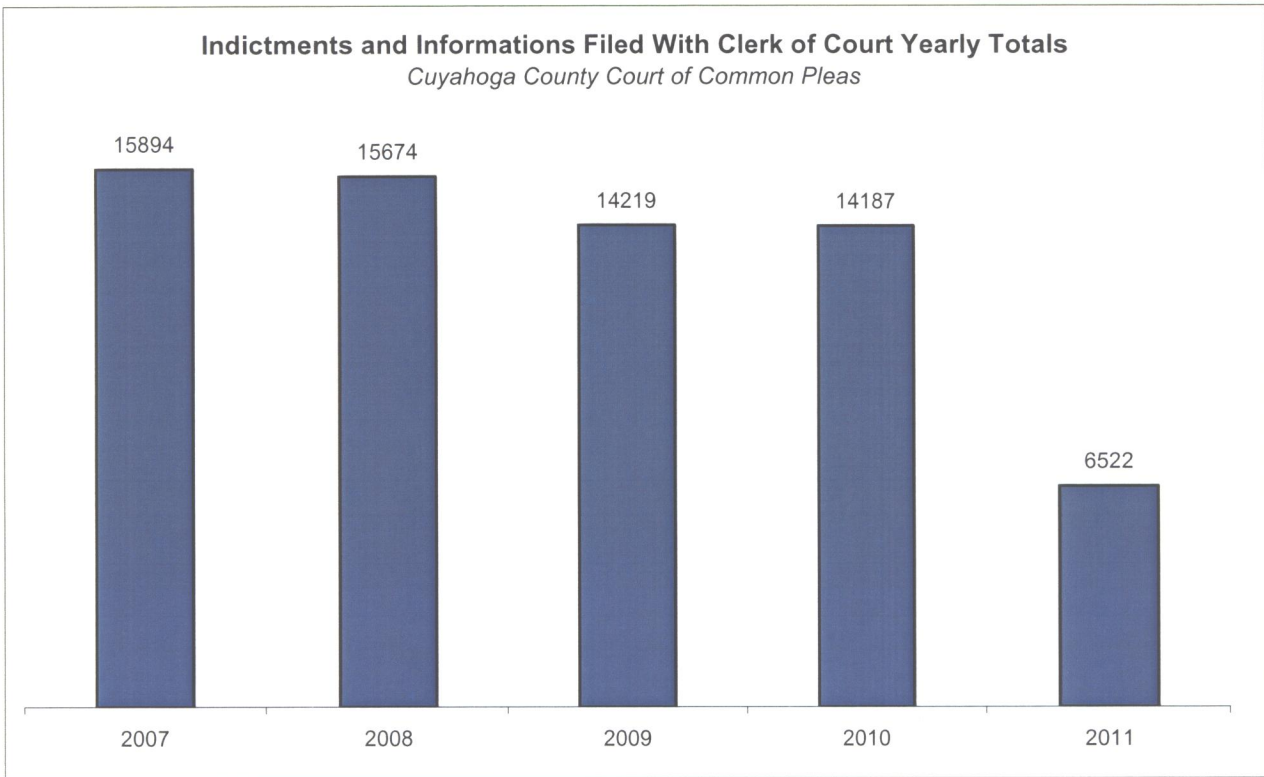
Yearly Average Arrest to Disposition Timeline



CUYAHOGA COUNTY COMMON PLEAS COURT

Indictments and Informations Filed With the Clerk of Courts

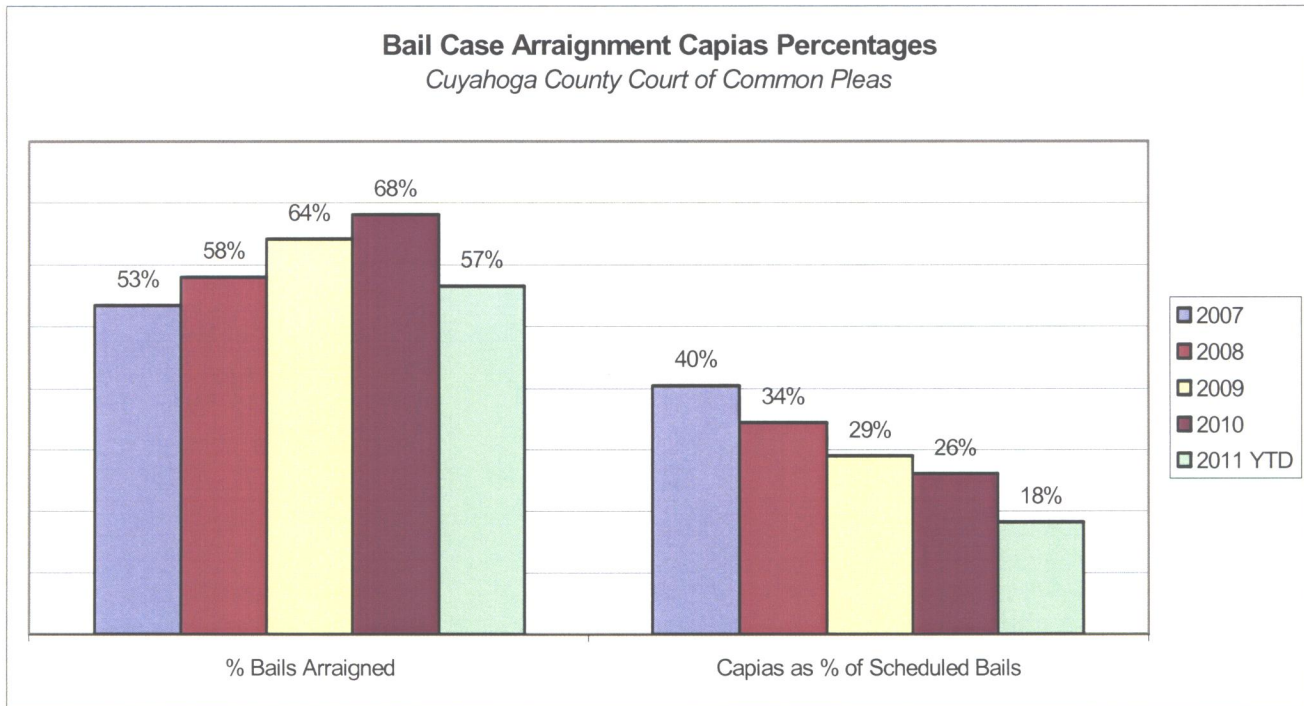
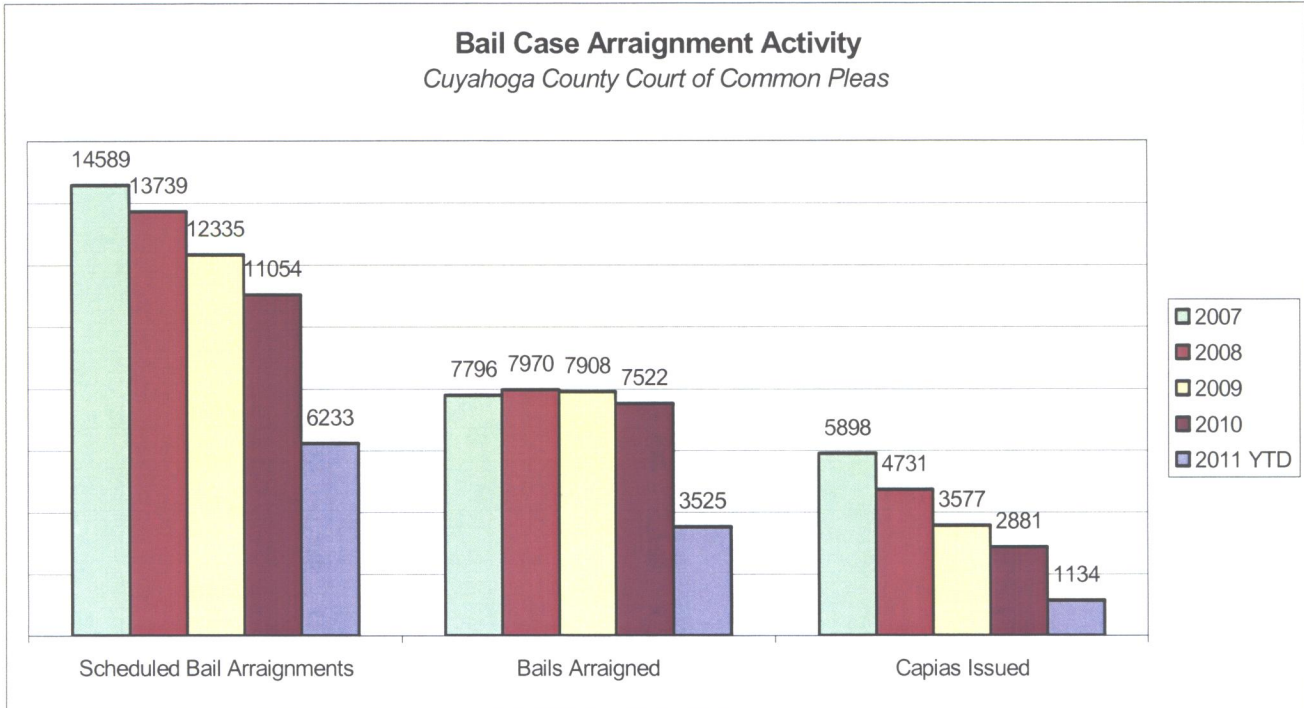
The following charts are reflective of Indictments and Informations filed with the Criminal Clerk of Courts from 2007. The source for this information was the Criminal Clerk's Office.



CUYAHOGA COUNTY COMMON PLEAS COURT

Bail Case Arraignment Activity

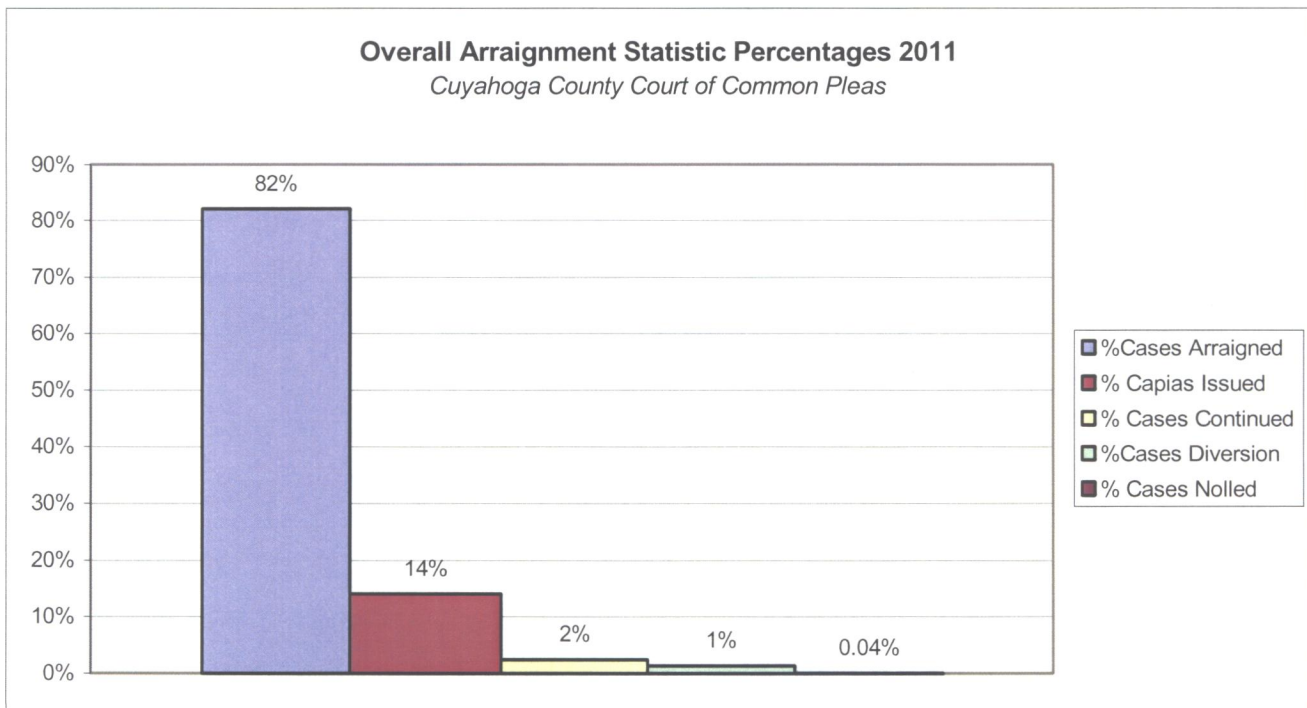
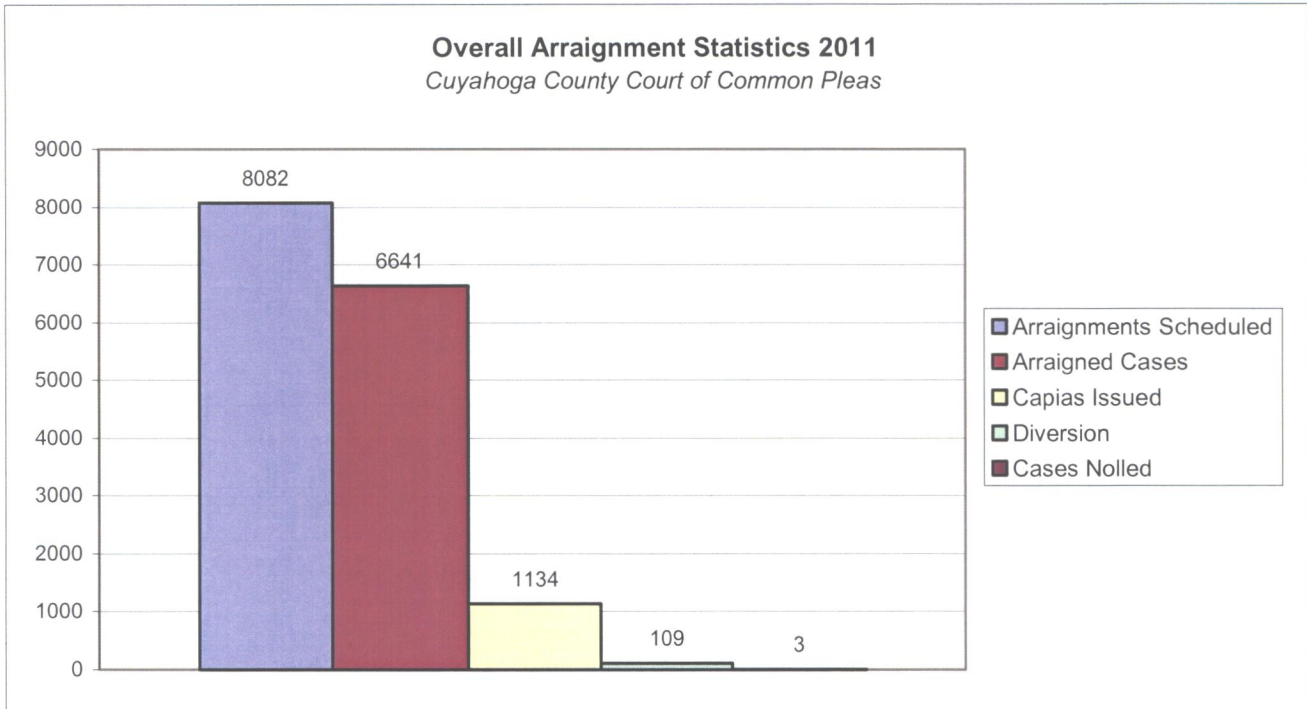
The following charts are reflective of arraignment activity where the defendant was not incarcerated at the time of arraignment. The source for this information was the Criminal Records Department.



CUYAHOGA COUNTY COMMON PLEAS COURT

Overall Arraignment Statistics

The arraignment statistics were provided by the Criminal Records Department. They are provided to give a representation of arraignment activity in the Court in 2011. These statistics include jail and non – jail arraignments.



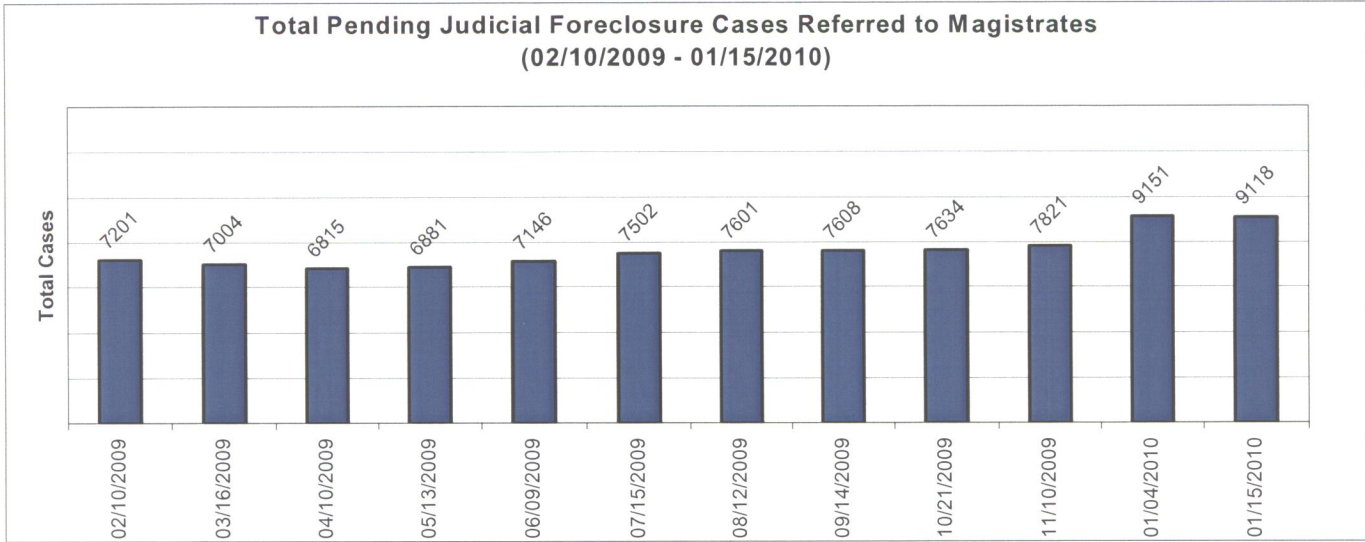
Judicial Foreclosure Statistics¹

¹ For clarification purposes, Foreclosure cases in this report are identified as Judicial Foreclosure filings (filing codes 1460 (Foreclosure Marsh. Of Lien), 1465(Tax Lien), 1466 (Tax Certificate), 1470 (Quiet Title), and 1480 (Partition)). These cases are different from Board of Revision Foreclosures, which are not reported here.

CUYAHOGA COUNTY COMMON PLEAS COURT

Total Pending Judicial Foreclosure Cases Referred to Magistrates (A)

The following chart is a display of the total number of pending Judicial Foreclosure cases referred to the Magistrates on specific dates. The table below shows the number of these cases pending for each year since 1990.

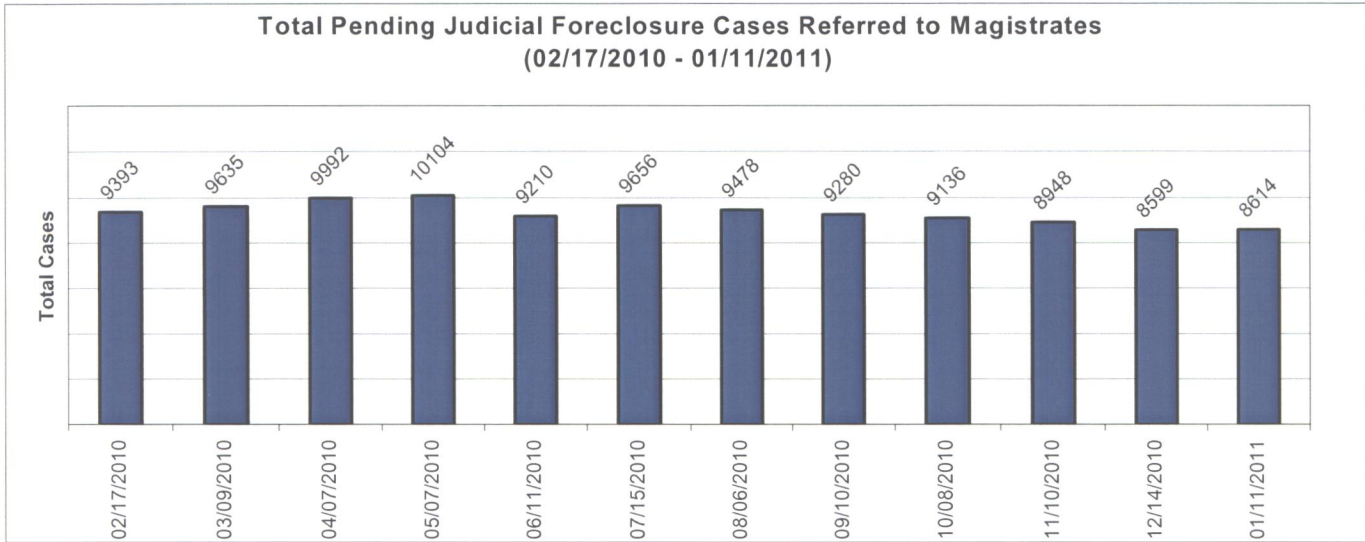


	As of:	02/10/2009	03/16/2009	04/10/2009	05/13/2009	06/09/2009	07/15/2009	08/12/2009	09/14/2009	10/21/2009	11/10/2009	01/04/2010	01/15/2010
Year													
1990		0	0	0	0	0	0	0	0	0	0	0	0
1991		0	0	0	0	0	0	0	0	0	0	0	0
1992		0	0	0	0	0	0	0	0	0	0	0	0
1993		0	0	0	0	0	0	0	0	0	0	0	0
1994		0	0	0	0	0	0	0	0	0	0	0	0
1995		0	0	0	0	0	0	0	0	0	0	0	0
1996		0	0	0	0	0	0	0	0	0	0	0	0
1997		0	0	0	0	0	0	0	0	0	0	0	0
1998		0	0	0	1	0	0	0	0	0	0	0	0
1999		0	0	0	0	0	0	0	0	0	0	0	0
2000		2	2	2	2	2	2	3	2	2	3	2	2
2001		2	1	1	1	1	1	1	1	1	1	1	1
2002		3	2	3	3	3	3	1	1	1	1	1	1
2003		10	12	14	11	11	11	11	9	8	8	8	7
2004		20	16	15	16	16	16	15	15	15	14	13	13
2005		22	19	20	19	18	16	16	16	16	12	13	13
2006		106	90	84	65	62	56	49	42	30	27	25	25
2007		399	314	263	231	203	165	145	129	107	98	88	80
2008		5533	4356	3585	2980	2510	2030	1719	1439	1162	1009	776	720
2009		1104	2192	2828	3552	4320	5202	5641	5954	6292	6648	8224	7933
2010													323
Total		7201	7004	6815	6881	7146	7502	7601	7608	7634	7821	9151	9118

CUYAHOGA COUNTY COMMON PLEAS COURT

Total Pending Judicial Foreclosure Cases Referred to Magistrates (B)

The following chart is a display of the total number of pending Judicial Foreclosure cases referred to the Magistrates on specific dates. The table below shows the number of these cases pending from each year since 1990.

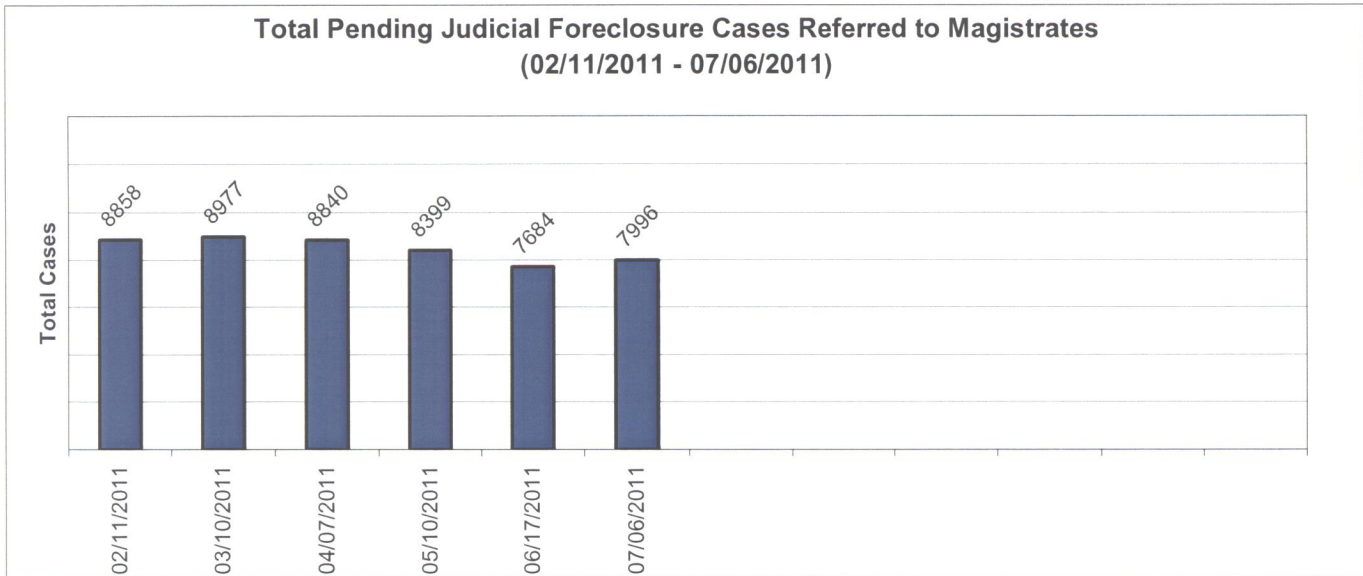


	As of:	02/17/2010	03/09/2010	04/07/2010	05/07/2010	06/11/2010	07/15/2010	08/06/2010	09/10/2010	10/08/2010	11/10/2010	12/14/2010	01/11/2011
Year													
1990		0	0	0	0	0	0	0	0	0	0	0	0
1991		0	0	0	0	0	0	0	0	0	0	0	0
1992		0	0	0	0	0	0	0	0	1	0	1	0
1993		0	0	0	0	0	0	0	0	0	0	0	0
1994		0	0	0	0	0	0	0	0	0	0	0	0
1995		0	0	0	0	0	0	0	0	0	1	0	0
1996		0	0	0	0	0	0	0	0	1	1	1	1
1997		0	0	0	0	0	0	0	0	0	0	0	0
1998		0	0	0	0	0	0	0	0	0	0	0	0
1999		0	0	0	0	0	0	0	0	1	1	0	0
2000		3	3	3	2	2	1	1	1	0	1	0	1
2001		1	1	1	0	0	0	1	0	0	0	0	0
2002		1	0	1	1	1	1	1	1	1	1	1	1
2003		6	7	7	8	8	8	6	5	6	4	4	4
2004		11	12	11	13	11	10	8	9	11	9	9	9
2005		12	13	15	11	9	12	11	9	7	8	8	9
2006		23	22	16	15	13	17	12	15	15	14	12	13
2007		69	65	63	64	61	50	47	43	37	37	33	31
2008		585	511	442	356	308	262	250	215	189	169	148	136
2009		7064	6478	5811	5137	4070	3424	2990	2527	2125	1751	1445	1282
2010		1618	2523	3622	4497	4727	5871	6151	6455	6742	6951	6937	6927
2011													200
Total		9393	9635	9992	10104	9210	9656	9478	9280	9136	8948	8599	8614

CUYAHOGA COUNTY COMMON PLEAS COURT

Total Pending Judicial Foreclosure Cases Referred to Magistrates (C)

The following chart is a display of the total number of pending Judicial Foreclosure cases referred to the Magistrates on specific dates. The table below shows the number of these cases pending from each year since 1990.

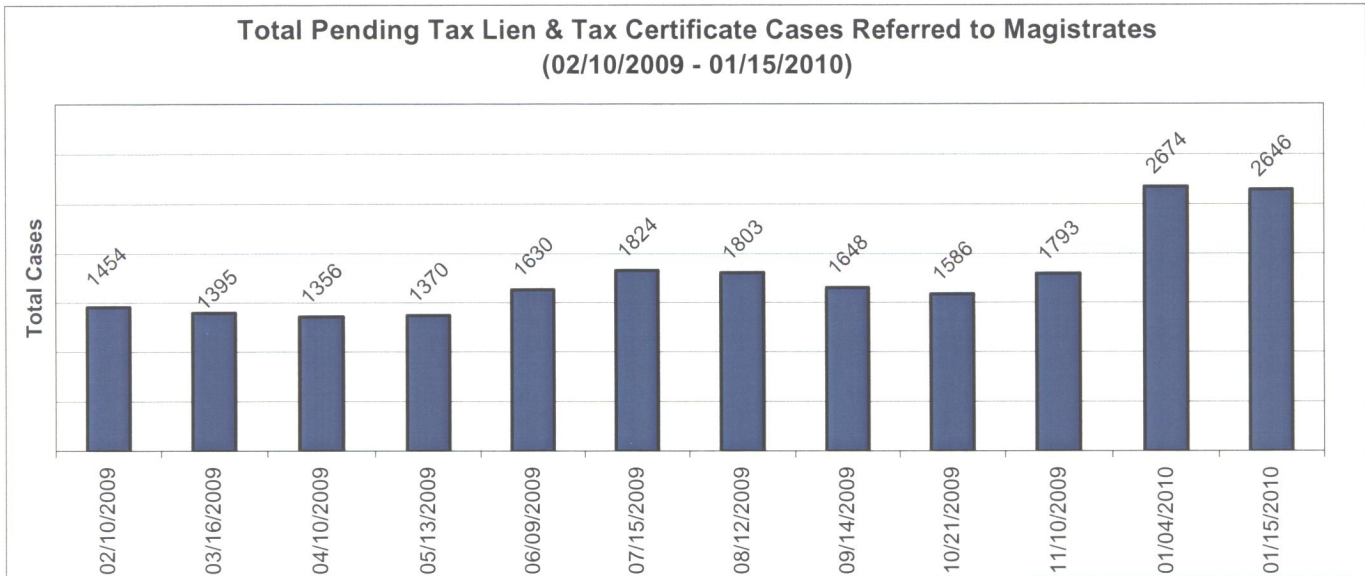


	As of:	02/11/2011	03/10/2011	04/07/2011	05/10/2011	06/17/2011	07/06/2011						
Year													
1990		0	0	0	0	0	0						
1991		0	0	0	0	0	0						
1992		0	0	0	0	0	0						
1993		0	0	0	0	0	0						
1994		0	0	0	0	0	0						
1995		0	0	0	0	0	0						
1996		1	1	1	1	1	1						
1997		0	0	0	0	0	0						
1998		0	0	0	0	0	0						
1999		0	0	0	0	0	0						
2000		1	1	3	2	0	0						
2001		0	0	0	0	0	0						
2002		1	1	1	4	3	1						
2003		4	2	2	2	2	2						
2004		6	7	6	6	5	4						
2005		9	7	7	6	4	4						
2006		10	9	10	9	11	9						
2007		29	27	26	24	22	22						
2008		120	109	96	82	72	71						
2009		1031	912	761	611	481	423						
2010		6219	5572	4822	3979	3080	2733						
2011		1427	2329	3105	3673	4003	4726						
Total		8858	8977	8840	8399	7684	7996						

CUYAHOGA COUNTY COMMON PLEAS COURT

Total Pending Tax Lien & Certificate Cases Referred to Magistrates (A)

The following chart is a display of the number of pending tax Judicial Foreclosure cases referred to the Magistrates on specific dates. The table below shows the number of pending tax Judicial Foreclosure cases in each year since 1990.

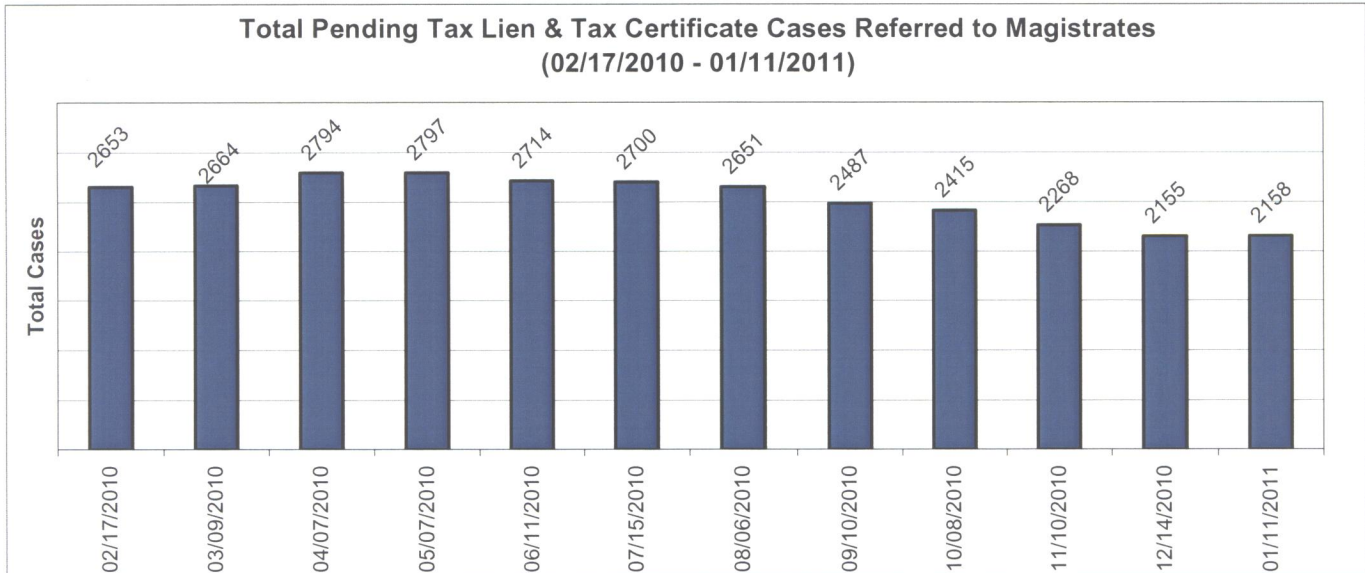


	As of:	02/10/2009	03/16/2009	04/10/2009	05/13/2009	06/09/2009	07/15/2009	08/12/2009	09/14/2009	10/21/2009	11/10/2009	01/04/2010	01/15/2010
Year													
1990		0	0	0	0	0	0	0	0	0	0	0	0
1991		0	0	0	0	0	0	0	0	0	0	0	0
1992		0	0	0	0	0	0	0	0	0	0	0	0
1993		0	0	0	0	0	0	0	0	0	0	0	0
1994		0	0	0	0	0	0	0	0	0	0	0	0
1995		0	0	0	0	0	0	0	0	0	0	0	0
1996		0	0	0	0	0	0	0	0	0	0	0	0
1997		0	0	0	0	0	0	0	0	0	0	0	0
1998		0	0	0	0	0	0	0	0	0	0	0	0
1999		0	0	0	0	0	0	0	0	0	0	0	0
2000		1	1	1	1	1	1	1	1	1	1	1	1
2001		2	1	1	1	1	1	1	1	1	1	1	1
2002		0	0	0	0	0	0	0	0	0	0	0	0
2003		1	2	2	1	1	1	1	1	1	1	1	1
2004		4	3	3	3	3	3	4	4	4	4	4	4
2005		8	4	3	3	3	3	3	2	2	2	2	2
2006		35	29	24	19	19	18	14	12	9	6	5	4
2007		77	60	45	39	36	30	24	23	16	14	13	13
2008		1244	1118	1027	922	839	697	586	464	369	318	251	228
2009		82	177	250	381	727	1070	1169	1140	1183	1446	2396	2369
2010													23
Total		1454	1395	1356	1370	1630	1824	1803	1648	1586	1793	2674	2646

CUYAHOGA COUNTY COMMON PLEAS COURT

Total Pending Tax Lien & Certificate Cases Referred to Magistrates (B)

The following chart is a display of the number of pending tax Judicial Foreclosure cases referred to the Magistrates on specific dates. The table below shows the number of pending tax Judicial Foreclosure cases in each year since 1990.




	As of:	02/17/2010	03/09/2010	04/07/2010	05/07/2010	06/11/2010	07/15/2010	08/06/2010	09/10/2010	10/08/2010	11/10/2010	12/14/2010	01/11/2011
Year													
1990		0	0	0	0	0	0	0	0	0	0	0	0
1991		0	0	0	0	0	0	0	0	0	0	0	0
1992		0	0	0	0	0	0	0	0	0	0	0	0
1993		0	0	0	0	0	0	0	0	0	0	0	0
1994		0	0	0	0	0	0	0	0	0	0	0	0
1995		0	0	0	0	0	0	0	0	0	0	0	0
1996		0	0	0	0	0	0	0	0	0	0	0	0
1997		0	0	0	0	0	0	0	0	0	0	0	0
1998		0	0	0	0	0	0	0	0	0	0	0	0
1999		0	0	0	0	0	0	0	0	0	0	0	0
2000		1	1	1	1	1	1	1	1	0	0	0	0
2001		1	1	1	0	0	0	0	0	0	0	0	0
2002		0	0	0	1	0	0	0	0	0	0	0	0
2003		1	1	1	1	1	1	1	0	1	0	0	0
2004		4	3	3	3	3	3	3	3	3	3	3	3
2005		2	2	2	2	1	2	2	2	2	2	3	4
2006		3	3	3	4	2	4	4	4	4	5	4	6
2007		12	10	10	11	10	8	8	8	6	6	5	5
2008		186	156	133	107	91	82	77	63	55	51	45	41
2009		2267	2145	2054	1924	1750	1558	1422	1246	1102	908	753	674
2010		176	342	586	743	855	1041	1133	1160	1242	1293	1342	1425
Total		2653	2664	2794	2797	2714	2700	2651	2487	2415	2268	2155	2158

CUYAHOGA COUNTY COMMON PLEAS COURT

Total Pending Tax Lien & Certificate Cases Referred to Magistrates (C)

The following chart is a display of the number of pending tax Judicial Foreclosure cases referred to the Magistrates on specific dates. The table below shows the number of pending tax Judicial Foreclosure cases in each year since 1990.

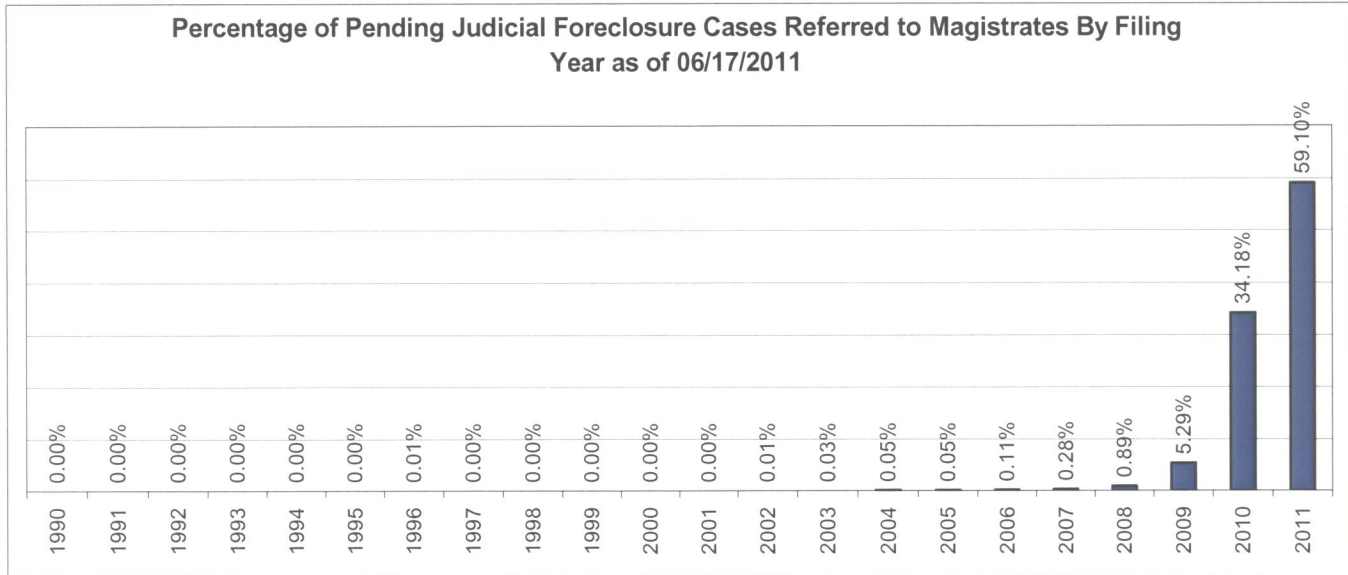


	As of:	02/11/2011	03/10/2011	04/07/2011	05/10/2011	06/17/2011	07/07/2011						
Year													
1990		0	0	0	0	0	0						
1991		0	0	0	0	0	0						
1992		0	0	0	0	0	0						
1993		0	0	0	0	0	0						
1994		0	0	0	0	0	0						
1995		0	0	0	0	0	0						
1996		0	0	0	0	0	0						
1997		0	0	0	0	0	0						
1998		0	0	0	0	0	0						
1999		0	0	0	0	0	0						
2000		0	0	0	0	0	0						
2001		0	0	0	0	0	0						
2002		0	0	0	0	1							
2003		0	0	0	0	0							
2004		3	4	3	3	3	3						
2005		4	4	4	4	3	4						
2006		3	3	2	2	2	2						
2007		5	5	6	6	6	5						
2008		35	31	30	26	20	19						
2009		507	441	364	294	208	181						
2010		1297	1193	1040	874	668	592						
2011		403	764	818	898	973	984						
Total		2257	2445	2267	1209	1884	1790						

CUYAHOGA COUNTY COMMON PLEAS COURT

Percentage of Pending Judicial Foreclosure Cases By Filing Year

The following chart is a representation of the total number of pending Judicial Foreclosure cases by filing year expressed as a percentage on a specific date. The table below is the supporting data for this chart.

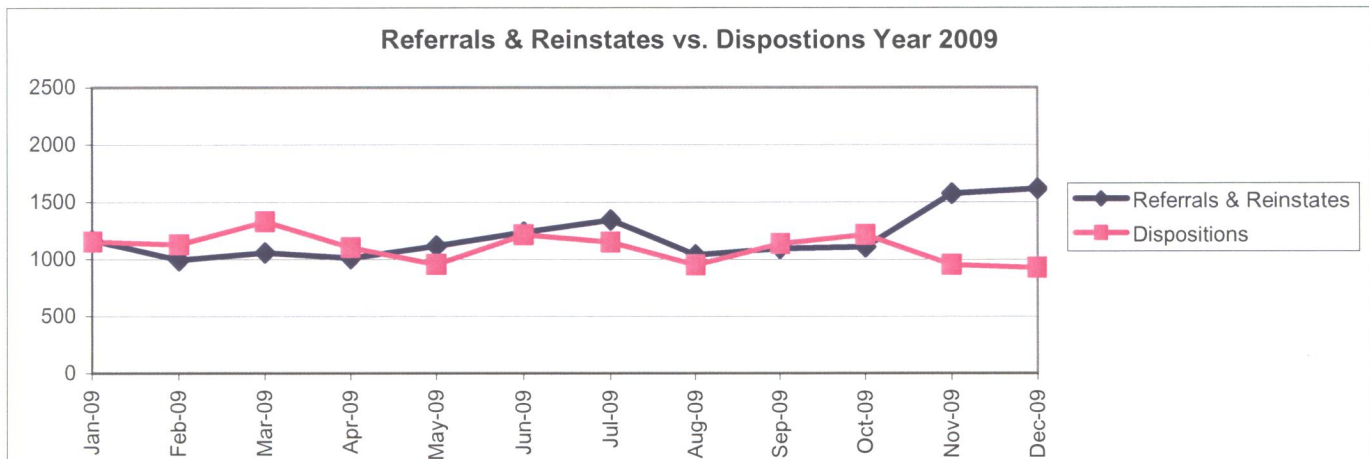
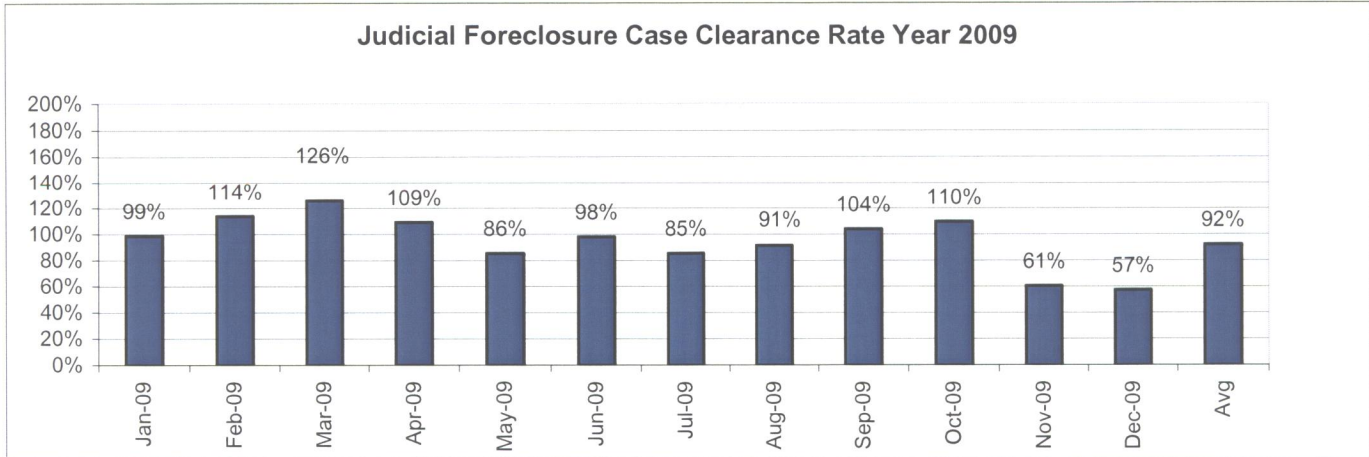


Year	As of:	07/07/2011	% of Total
1990		0	0.00%
1991		0	0.00%
1992		0	0.00%
1993		0	0.00%
1994		0	0.00%
1995		0	0.00%
1996		1	0.01%
1997		0	0.00%
1998		0	0.00%
1999		0	0.00%
2000		0	0.00%
2001		0	0.00%
2002		1	0.01%
2003		2	0.03%
2004		4	0.05%
2005		4	0.05%
2006		9	0.11%
2007		22	0.28%
2008		71	0.89%
2009		423	5.29%
2010		2733	34.18%
2011		4726	59.10%
Total		7996	100.00%

CUYAHOGA COUNTY COMMON PLEAS COURT

Judicial Foreclosure Clearance Rate Year 2009

The Clearance Rate is the number of outgoing cases as a percentage of the number of incoming cases. Clearance rate measures whether the court is keeping up with its incoming caseload. If cases are not disposed in a timely manner, a backlog of cases awaiting disposition will grow. A Clearance Rate of 100% indicates that at least as many cases as have been filed, reopened, or reactivated in a period have been disposed.

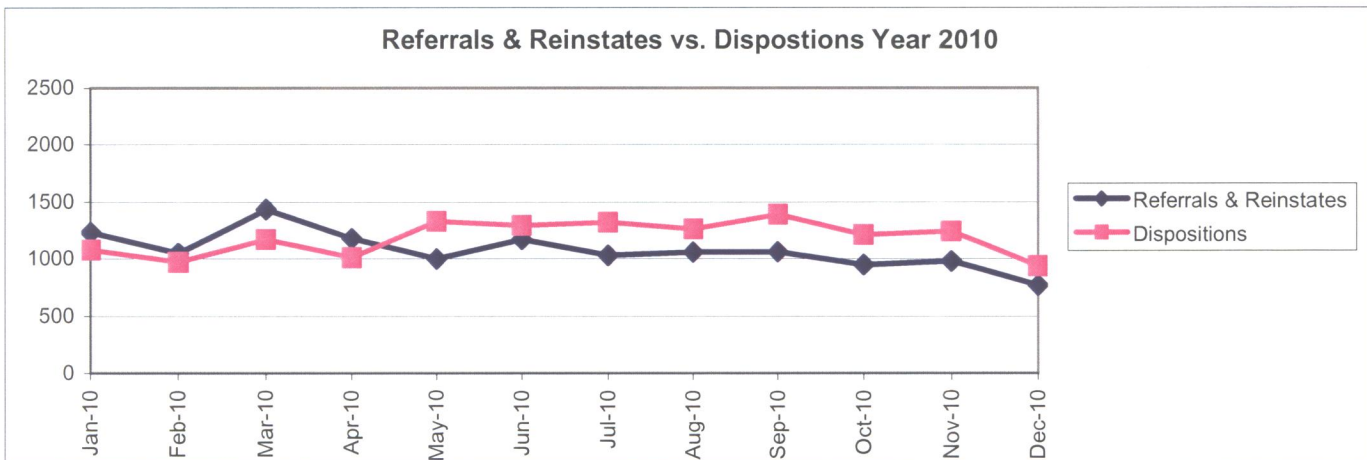
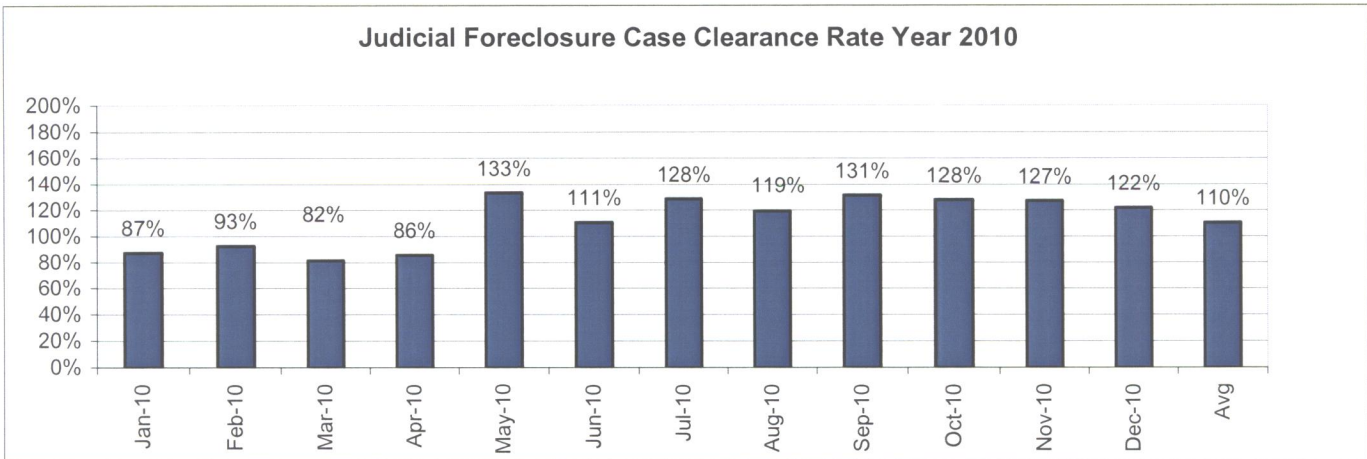


	Referrals & Reinstates	Dispositions	Clearance Rate
Jan-09	1167	1154	99%
Feb-09	991	1127	114%
Mar-09	1058	1331	126%
Apr-09	1010	1102	109%
May-09	1116	955	86%
Jun-09	1238	1214	98%
Jul-09	1345	1149	85%
Aug-09	1038	949	91%
Sep-09	1094	1136	104%
Oct-09	1108	1214	110%
Nov-09	1573	952	61%
Dec-09	1614	927	57%
Avg	1196	1101	92%
Total	14352	13210	

CUYAHOGA COUNTY COMMON PLEAS COURT

Judicial Foreclosure Clearance Rate Year 2010

The Clearance Rate is the number of outgoing cases as a percentage of the number of incoming cases. Clearance rate measures whether the court is keeping up with its incoming caseload. If cases are not disposed in a timely manner, a backlog of cases awaiting disposition will grow. A Clearance Rate of 100% indicates that at least as many cases as have been filed, reopened, or reactivated in a period have been disposed.

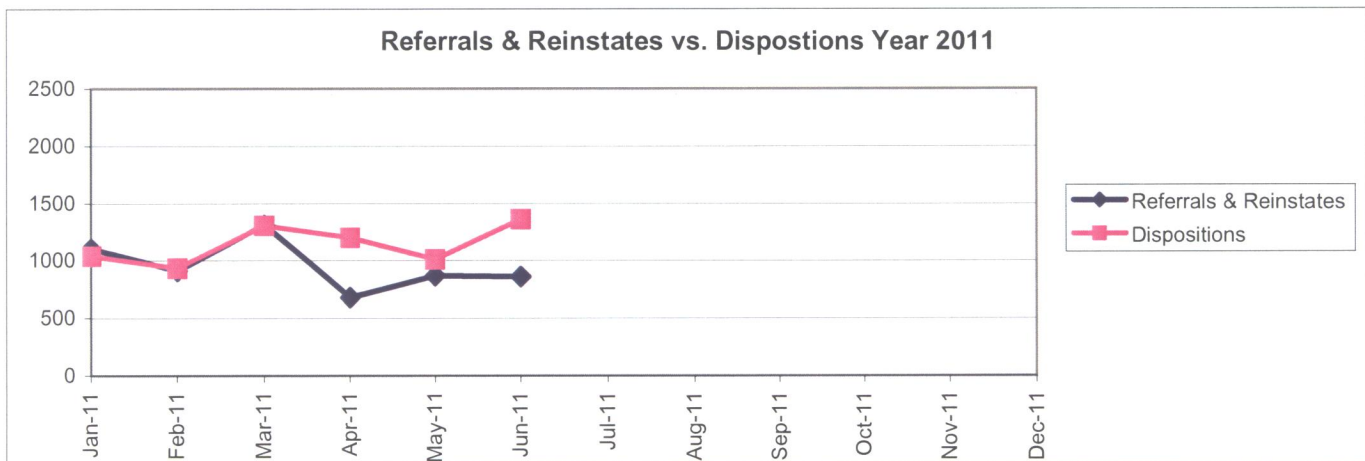
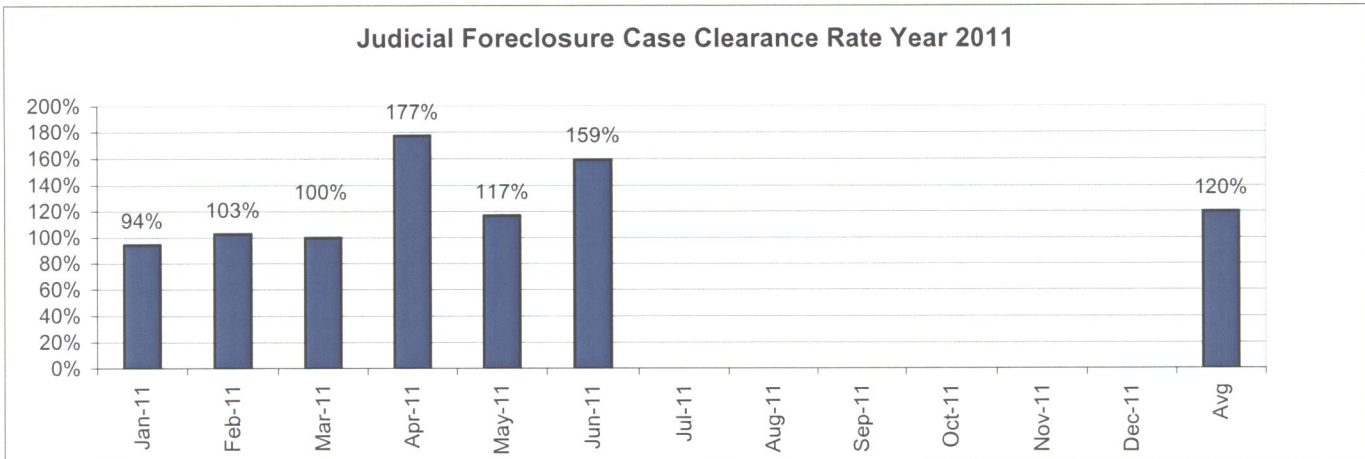


	Referrals & Reinstates	Dispositions	Clearance Rate
Jan-10	1231	1077	87%
Feb-10	1047	970	93%
Mar-10	1434	1170	82%
Apr-10	1177	1010	86%
May-10	999	1331	133%
Jun-10	1170	1295	111%
Jul-10	1029	1322	128%
Aug-10	1058	1262	119%
Sep-10	1060	1391	131%
Oct-10	948	1211	128%
Nov-10	978	1244	127%
Dec-10	768	935	122%
Avg	1075	1185	110%
Total	12899	14218	

CUYAHOGA COUNTY COMMON PLEAS COURT

Judicial Foreclosure Clearance Rate Year 2011

The Clearance Rate is the number of outgoing cases as a percentage of the number of incoming cases. Clearance rate measures whether the court is keeping up with its incoming caseload. If cases are not disposed in a timely manner, a backlog of cases awaiting disposition will grow. A Clearance Rate of 100% indicates that at least as many cases as have been filed, reopened, or reactivated in a period have been disposed.

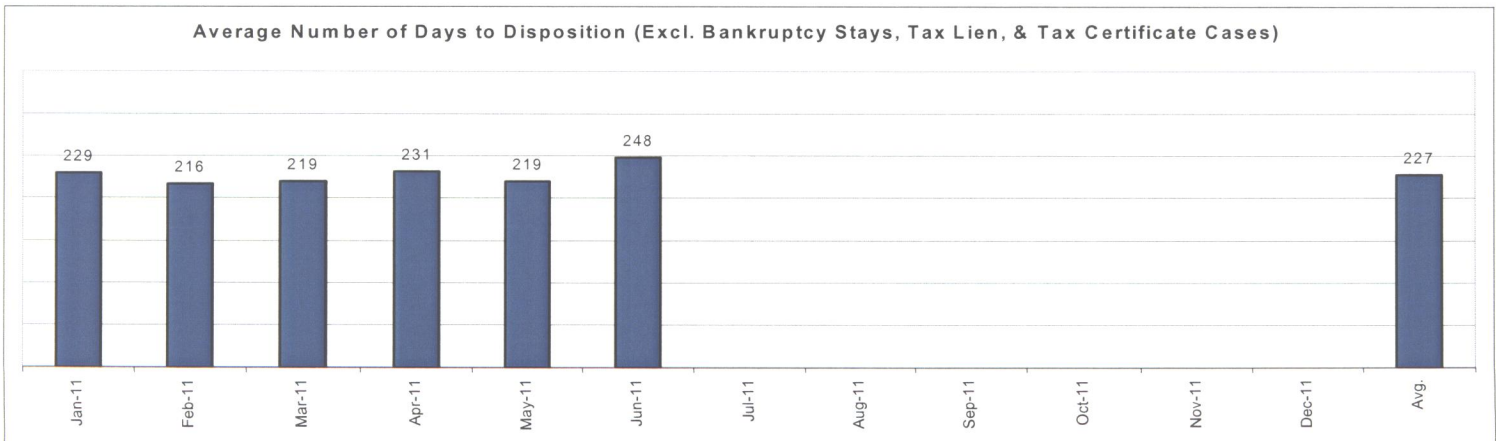
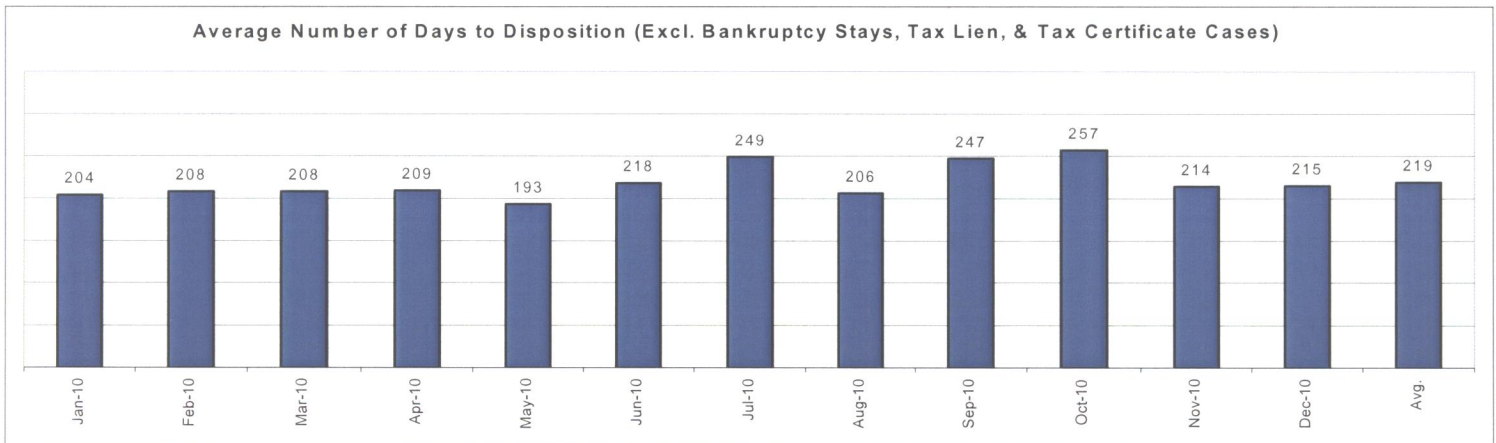


	Referrals & Reinstates	Dispositions	Clearance Rate
Jan-11	1099	1037	94%
Feb-11	906	930	103%
Mar-11	1309	1304	100%
Apr-11	677	1199	177%
May-11	866	1009	117%
Jun-11	856	1360	159%
Jul-11			
Aug-11			
Sep-11			
Oct-11			
Nov-11			
Dec-11			
Avg	952	1140	120%
Total	5713	6839	

CUYAHOGA COUNTY COMMON PLEAS COURT

Avg. Number of Days to Disp. (Excl. Bank. Stays & Tax Lien & Tax Cert.)

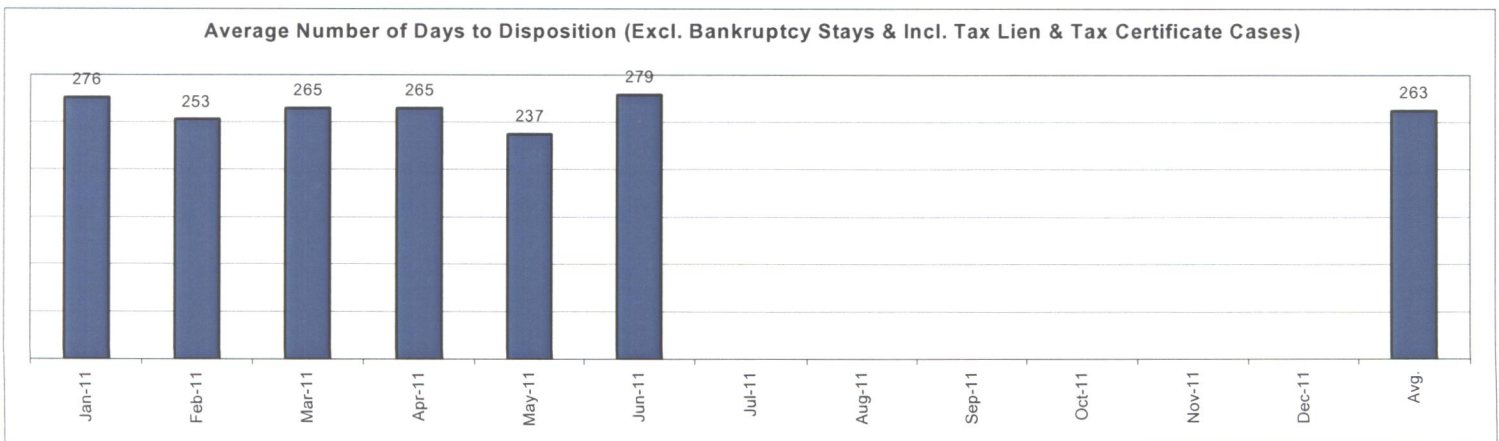
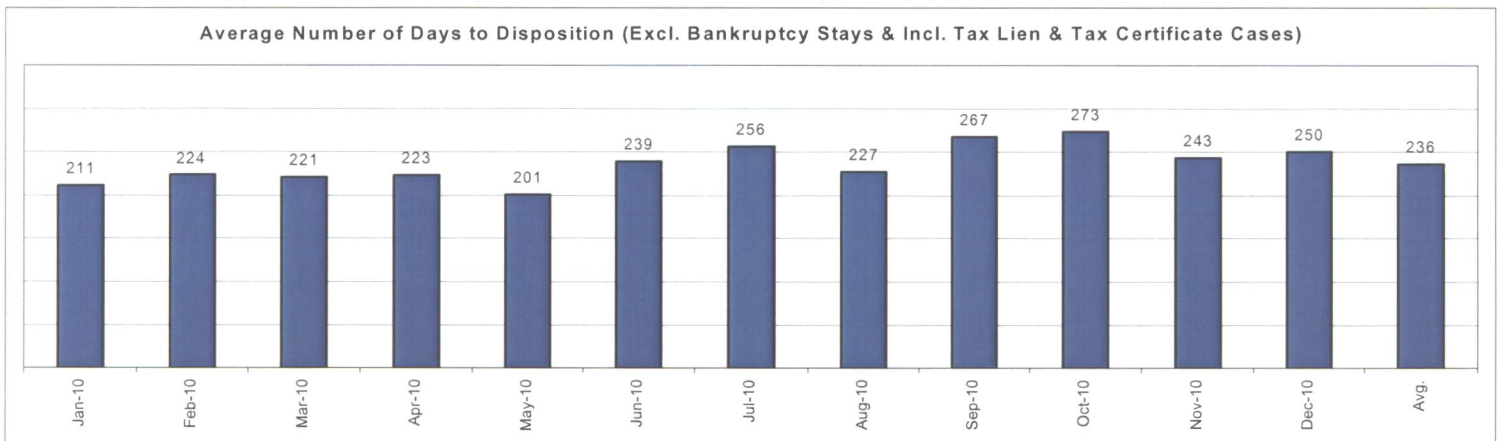
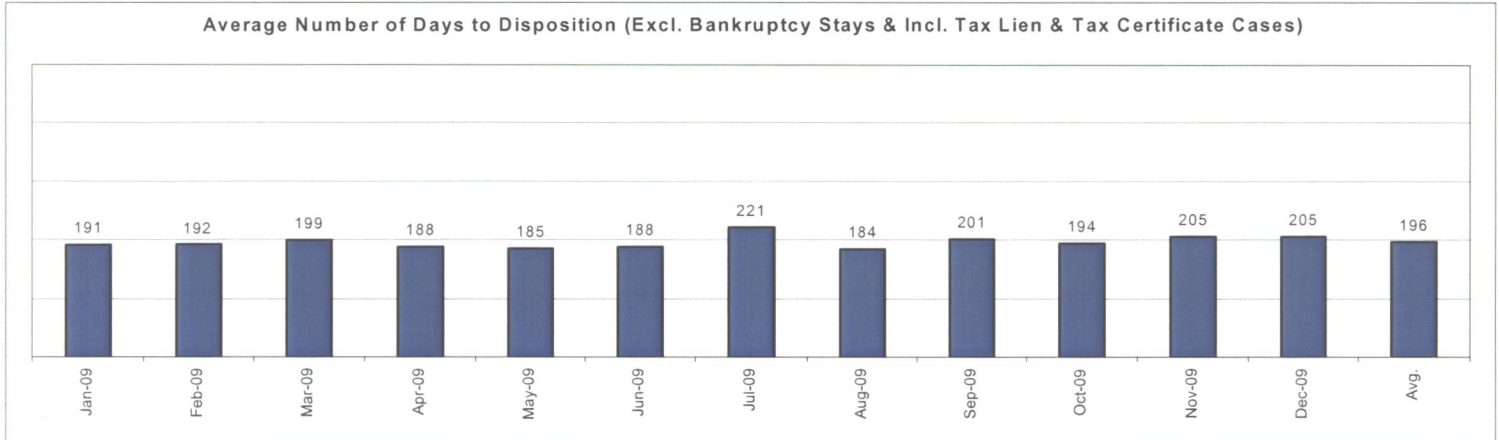
The average number of days to disposition is the number of days from filing to a final disposition entry being filed with the Clerk of Court. The data sample is based on all judicial foreclosure cases terminated by decree or dismissal (cases terminated by bankruptcy are not included) in a month. Each case is examined to determine the number of days between filing and termination with the periods that a case may have been in bankruptcy subtracted. Adding the total days of all of the cases minus bankruptcy periods and dividing by the total number of cases calculates the average. In the following chart, tax judicial foreclosure cases are excluded.



CUYAHOGA COUNTY COMMON PLEAS COURT

Avg. Number of Days to Disp. (Excl. Bank. Stays & Incl. Tax Lien & Tax Cert.)

The average number of days to disposition is the number of days from filing to a final disposition entry being filed with the Clerk of Court. The data sample is based on all Judicial Foreclosure cases terminated by decree or dismissal (cases terminated by bankruptcy are not included) in a month. Each case is examined to determine the number of days between filing and termination with the periods that a case may have been in bankruptcy subtracted. Adding the total days of all of the cases minus bankruptcy periods and dividing by the total number of cases calculates the average. In the following chart, all types of Judicial Foreclosure cases are included.

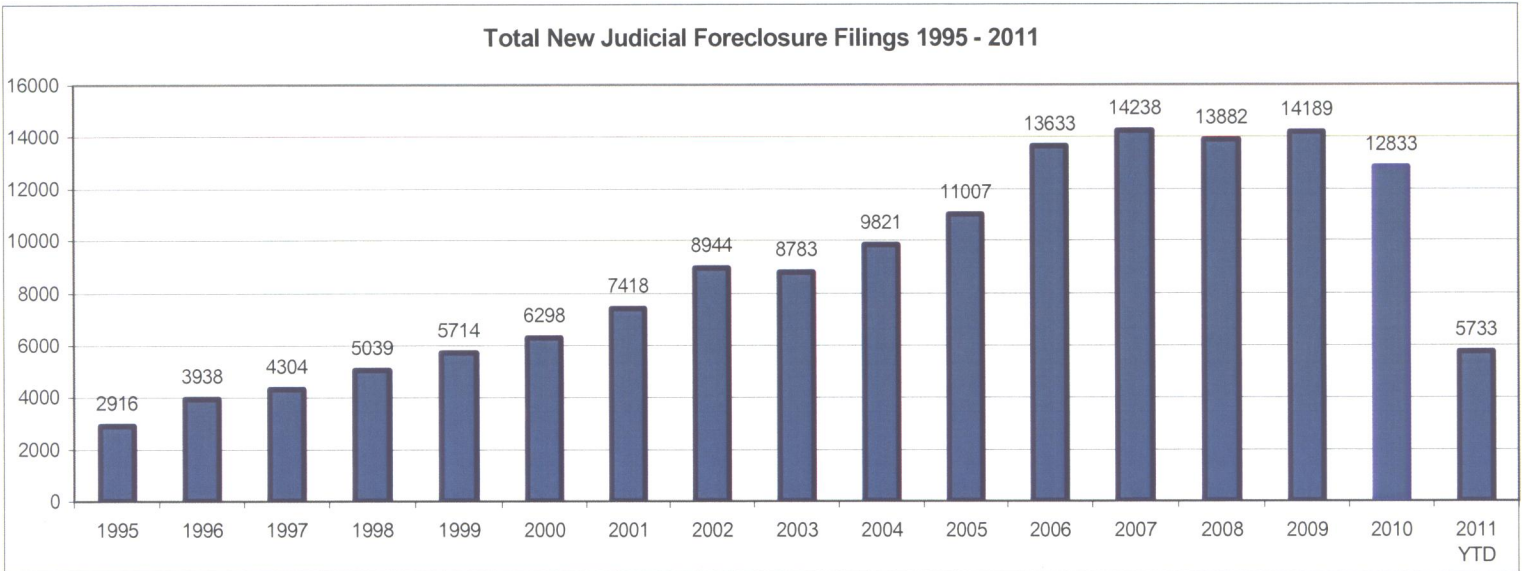


CUYAHOGA COUNTY COMMON PLEAS COURT

Total New Judicial Foreclosure Filings

The following charts are provided as a historical view of new judicial foreclosure filings.

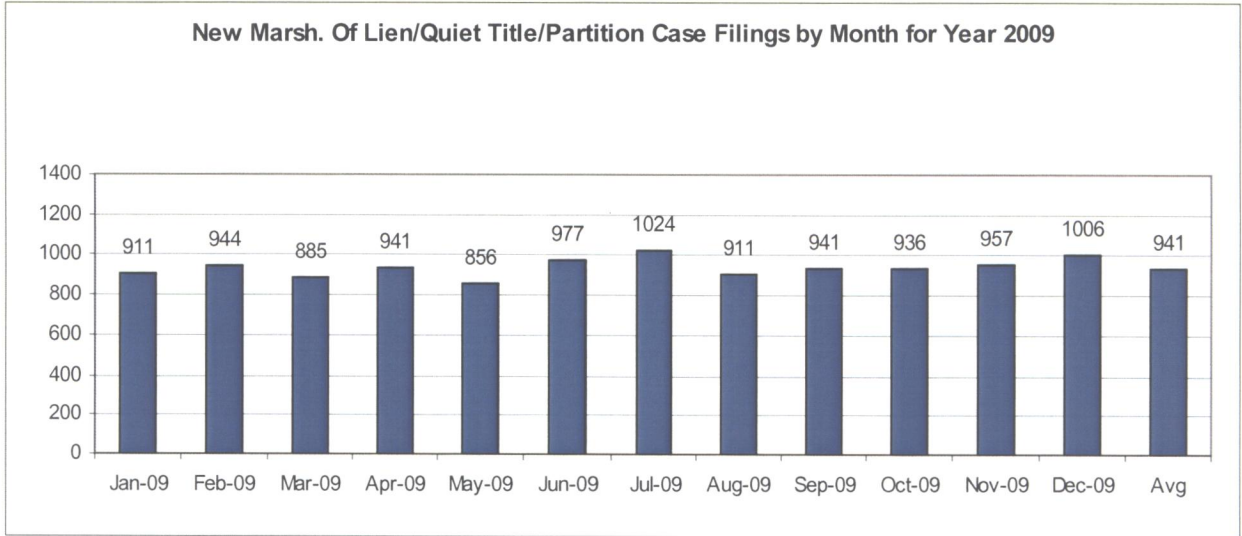
1. Total New Judicial Foreclosure Filings from 1995 – 2011 by year
2. Total New Marsh of Lien/Quiet Title/Partition Filings from 2009 – 2011 by month
3. Total New Tax Lien & Tax Certificate Filings for 2009 – 2011 by month
4. Total New Judicial Foreclosure Filings from 2009 – 2011 by month



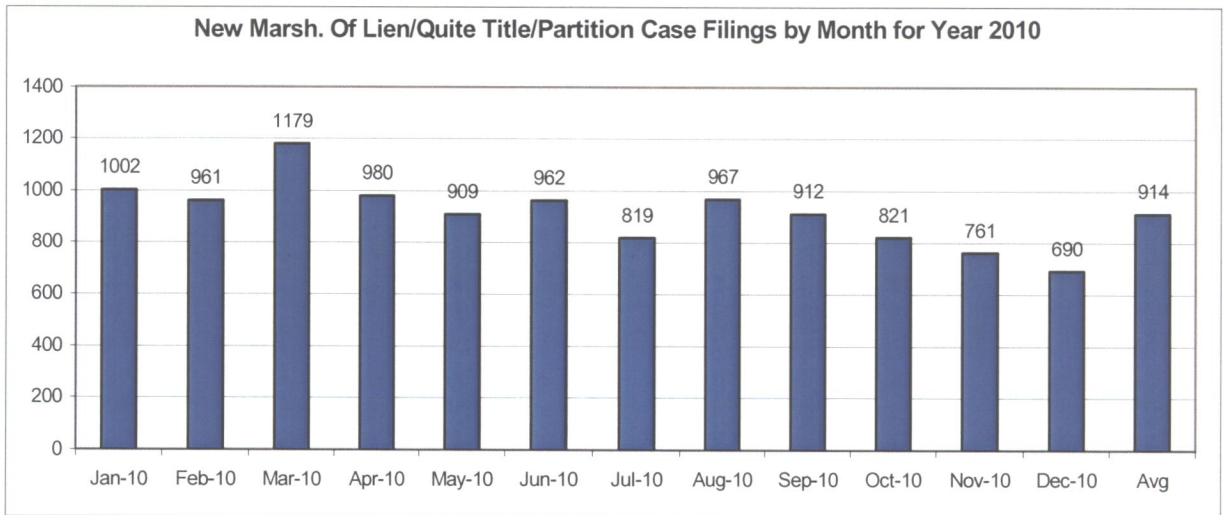
CUYAHOGA COUNTY COMMON PLEAS COURT

New Marsh. of Lien/Quiet Title/Partition Filings by Month for 2009 – 2011 YTD

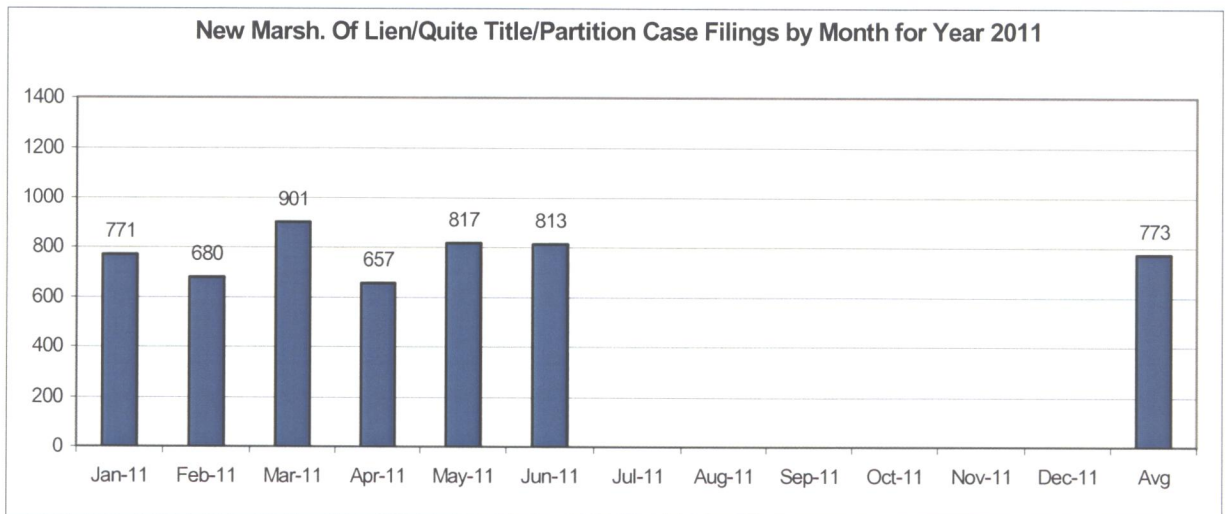
Month	# Filings
Jan-09	911
Feb-09	944
Mar-09	885
Apr-09	941
May-09	856
Jun-09	977
Jul-09	1024
Aug-09	911
Sep-09	941
Oct-09	936
Nov-09	957
Dec-09	1006
Avg	941
Total	11289



Month	# Filings
Jan-10	1002
Feb-10	961
Mar-10	1179
Apr-10	980
May-10	909
Jun-10	962
Jul-10	819
Aug-10	967
Sep-10	912
Oct-10	821
Nov-10	761
Dec-10	690
Avg	914
Total	10963



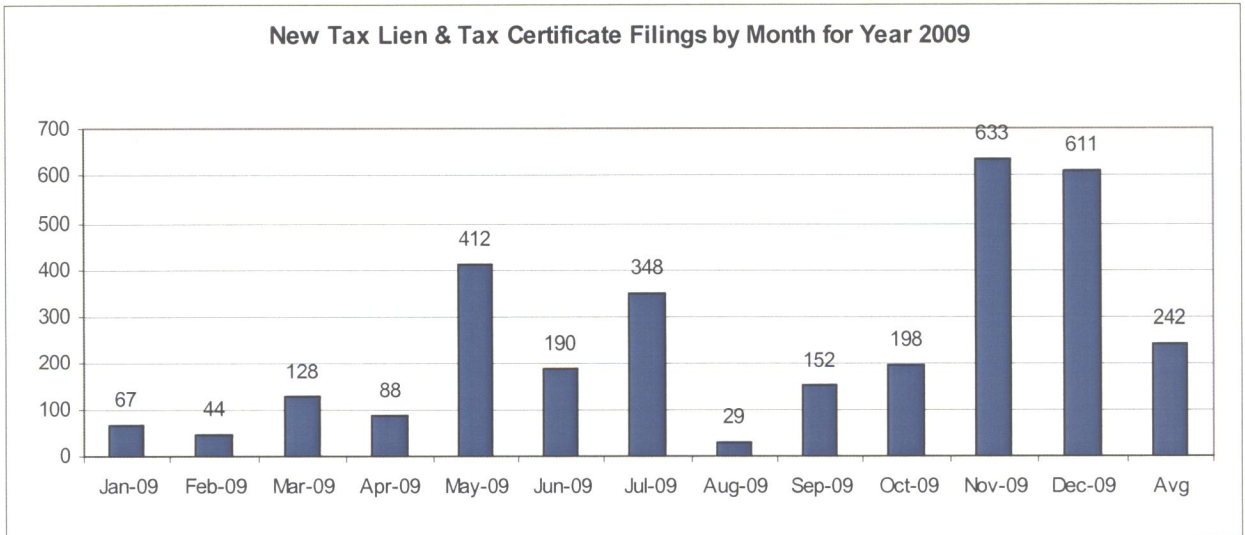
Month	# Filings
Jan-11	771
Feb-11	680
Mar-11	901
Apr-11	657
May-11	817
Jun-11	813
Jul-11	
Aug-11	
Sep-11	
Oct-11	
Nov-11	
Dec-11	
Avg	773
Total	4639



CUYAHOGA COUNTY COMMON PLEAS COURT

New Tax Lien & Certificate Filings by Month for Year 2009 – 2011 YTD

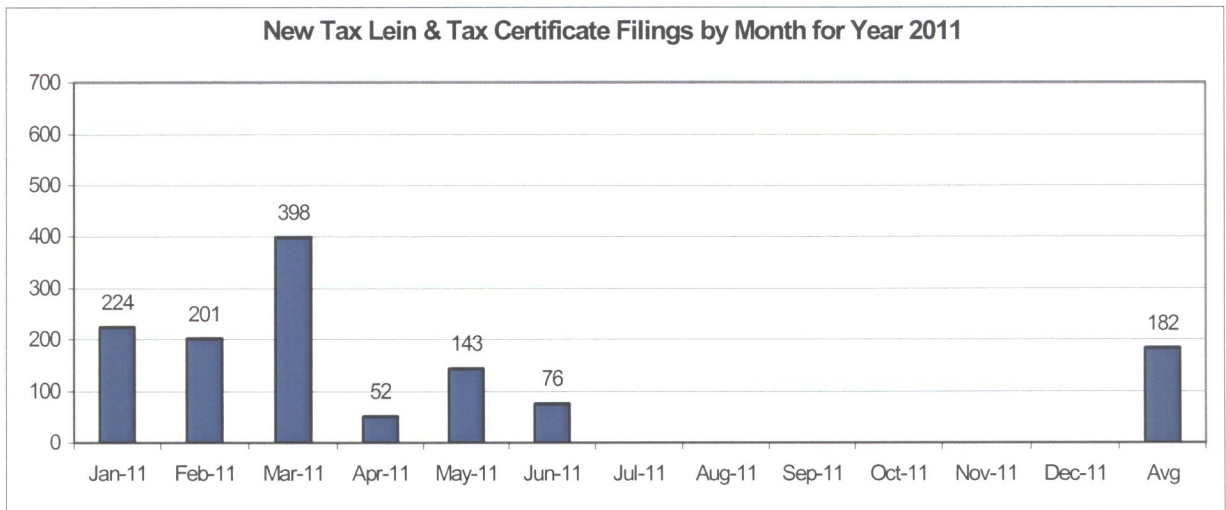
Month	# Filings
Jan-09	67
Feb-09	44
Mar-09	128
Apr-09	88
May-09	412
Jun-09	190
Jul-09	348
Aug-09	29
Sep-09	152
Oct-09	198
Nov-09	633
Dec-09	611
Avg	242
Total	2900



Month	# Filings
Jan-10	171
Feb-10	106
Mar-10	302
Apr-10	158
May-10	101
Jun-10	176
Jul-10	204
Aug-10	57
Sep-10	140
Oct-10	68
Nov-10	213
Dec-10	174
Avg	156
Total	1870



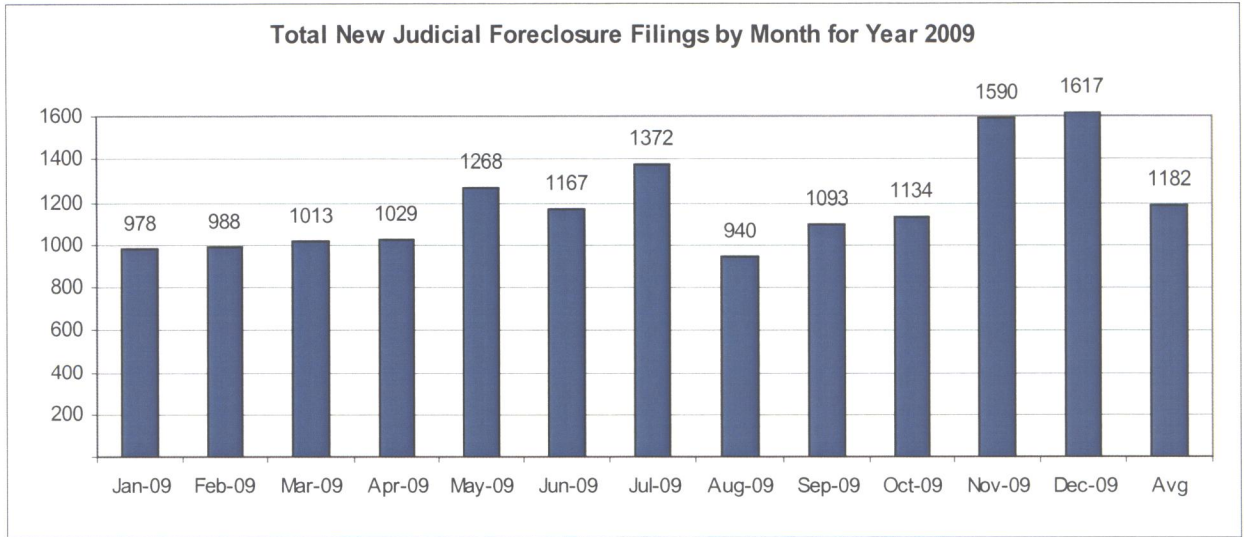
Month	# Filings
Jan-11	224
Feb-11	201
Mar-11	398
Apr-11	52
May-11	143
Jun-11	76
Jul-11	
Aug-11	
Sep-11	
Oct-11	
Nov-11	
Dec-11	
Avg	182
Total	1094



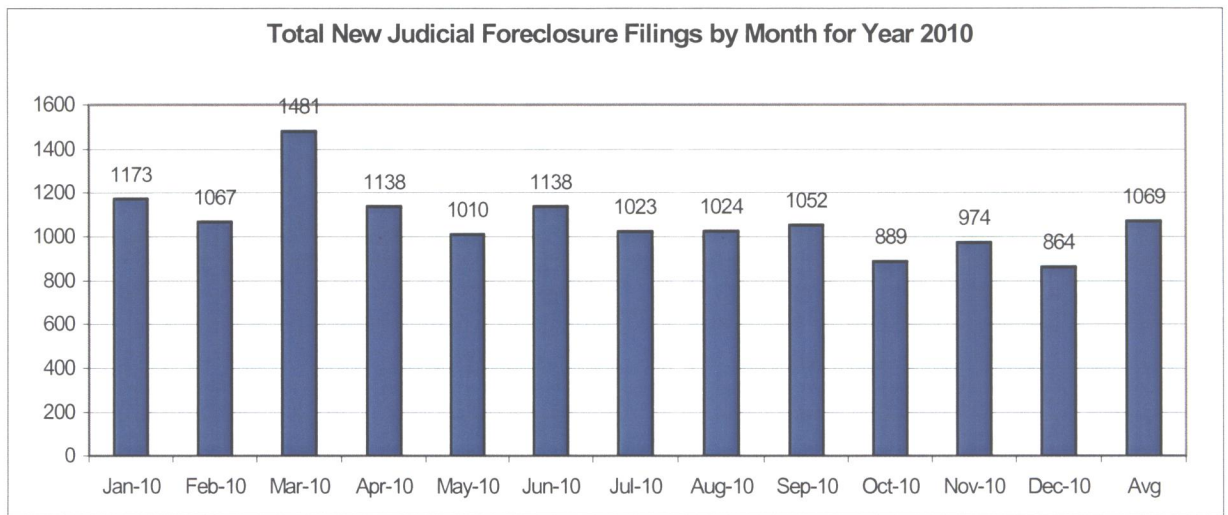
CUYAHOGA COUNTY COMMON PLEAS COURT

Total New Judicial Foreclosure Filings by Month for Year 2009 – 2011 YTD

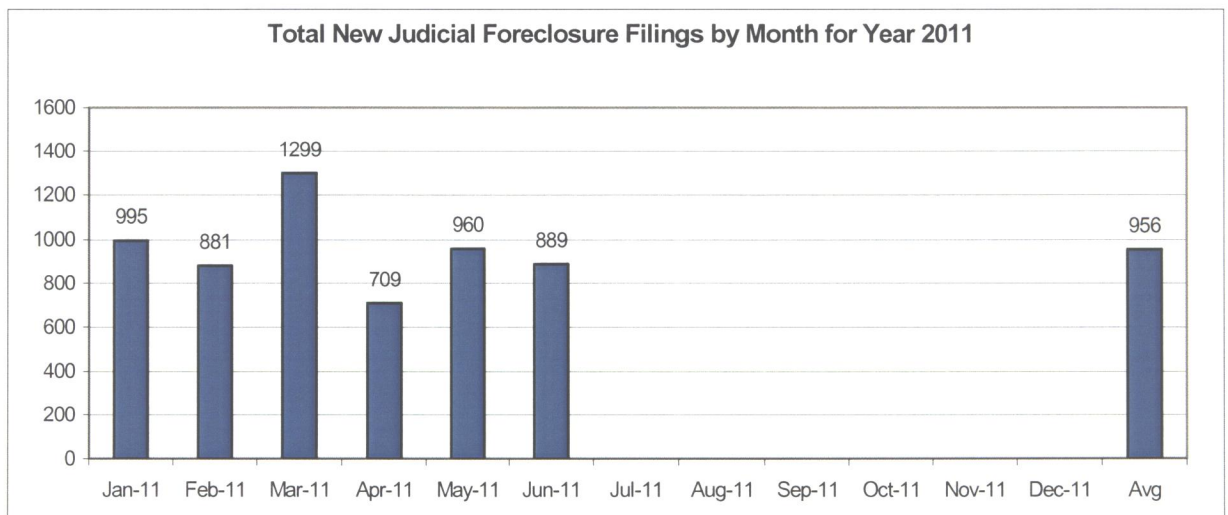
Month	# Filings
Jan-09	978
Feb-09	988
Mar-09	1013
Apr-09	1029
May-09	1268
Jun-09	1167
Jul-09	1372
Aug-09	940
Sep-09	1093
Oct-09	1134
Nov-09	1590
Dec-09	1617
Avg	1182
Total	14189



Month	# Filings
Jan-10	1173
Feb-10	1067
Mar-10	1481
Apr-10	1138
May-10	1010
Jun-10	1138
Jul-10	1023
Aug-10	1024
Sep-10	1052
Oct-10	889
Nov-10	974
Dec-10	864
Avg	1069
Total	12833



Month	# Filings
Jan-11	995
Feb-11	881
Mar-11	1299
Apr-11	709
May-11	960
Jun-11	889
Jul-11	
Aug-11	
Sep-11	
Oct-11	
Nov-11	
Dec-11	
Avg	956
Total	5733



Magistrate's Monthly Reports

The Magistrates' Monthly Report consists of 5 reports. Below is a description of each.

Magistrate's Monthly Supplemental Journal Entry Report (R415)

Retrieves total number of supplemental entries and Decrees of Confirmation of Sheriff's sale created during a specific period. A supplemental entry is any journal created by a magistrate, which does not close out a case. For example, any magistrate's order (MG) setting a hearing, any journal entry (JE) ruling on a motion, journals confirming Sheriff's sales, etc.).

Magistrate's Full Disposition Count by Magistrate Report (R413)

Retrieves total number of cases disposed of during a specific period. The dispositions are grouped by Magistrate and then broken down by the type of disposition (i. e. Default, Dismissed with Prejudice, Dismissed without Prejudice, etc.) This report can be printed three different ways. Including tax cases (Full Dispositions), excluding tax cases (Non-Tax Dispositions), and Tax cases only (Tax Dispositions).

Magistrate's Monthly Cases Referred/Reinstated Report (R418)

Retrieves newly filed cases referred to the Magistrates Dept. and cases previously disposed by the Magistrates Dept. that are reinstated and re-referred to the magistrates. The cases are separated by Tax (filing code 1465; Tax Judicial Foreclosure & 1466; Tax Certificate Judicial Foreclosure) and Non-Tax (1460; Judicial Foreclosure Marsh. Of Lien, 1480; Partition, 1470; Quiet Title, misc. (i. e. 1391; Contract Other, etc.).

Magistrate's Monthly Hearing Totals Report (R3146)

Retrieves total number of hearings held during one month. The hearings are grouped by Magistrate and then broken down by what type hearing was held (i. e. Default, Pretrial, etc.).

Magistrate's Monthly Case Load Report (R3147)

Retrieves individual caseload totals for individual magistrates during a specific period. The cases are grouped by magistrate and then broken down by case type (i. e. tax judicial foreclosure, tax certificate judicial foreclosure and non-tax judicial foreclosure).

CUYAHOGA COUNTY COURT OF COMMON PLEAS

DATE: 07/14/2011
TIME: 10:41 AM

OFFICE OF THE MAGISTRATES
MAGISTRATE'S MONTHLY SUPPLEMENTALS BY CASE
REPORTING PERIOD: JUNE 2011

PAGE: 1
CMSR415D

SUPPLEMENTALS

AUGUSTYN	244
BAKER	439
BUCHA	369
CUTHBERT	461
DYKE	347
GAUNTNER	595
GONZALEZ	337
HIPPLEY	259
JACKSON	285
KLEIN	306
LUCAS	299
OLSZTYN	676
VOZAR	269
WEISS	319
UNACCOUNTED FOR	0

TOTAL 5205

CONFIRMATIONS

TOTAL 418

CUYAHOGA COUNTY COURT OF COMMON PLEAS

OFFICE OF THE MAGISTRATES

Full Disposition Count by Magistrate

REPORTING PERIOD: FROM 06/01/2011 TO 06/30/2011

DATE: 07/14/2011

TIME: 10:44 AM

PAGE: 1

CMSR413

MagID	Dispose Type	Tax Cert.	Tax Treas.	Total
KCA				
	Bank	0	0	5
	Def	0	0	16
	Dism	0	1	36
	Ref. Vacate	0	0	0
	Court Trial	0	0	0
	Other	0	0	6
	<u>MAG'S TOTAL</u>	<u>0</u>	<u>1</u>	<u>63</u>
GDB				
	Bank	0	0	5
	Def	0	0	33
	Dism	0	0	39
	Ref. Vacate	0	0	0
	Court Trial	0	0	0
	Other	0	0	8
	<u>MAG'S TOTAL</u>	<u>0</u>	<u>0</u>	<u>85</u>
SMB				
	Bank	0	0	3
	Def	0	0	17
	Dism	0	0	25
	Ref. Vacate	0	0	0
	Court Trial	0	0	1
	Other	0	1	4
	<u>MAG'S TOTAL</u>	<u>0</u>	<u>1</u>	<u>50</u>
ARC				
	Bank	0	0	10
	Def	0	0	23
	Dism	0	0	38
	Ref. Vacate	0	0	0
	Court Trial	0	0	0
	Other	0	0	1
	<u>MAG'S TOTAL</u>	<u>0</u>	<u>0</u>	<u>72</u>
JTD				
	Bank	0	0	3
	Def	1	0	33
	Dism	1	0	26
	Ref. Vacate	0	0	0
	Court Trial	0	0	0
	Other	0	0	7
	<u>MAG'S TOTAL</u>	<u>2</u>	<u>0</u>	<u>69</u>
TMG				
	Bank	0	0	6
	Def	0	0	38
	Dism	0	0	53
	Ref. Vacate	0	0	0
	Court Trial	0	0	0
	Other	0	0	2
	<u>MAG'S TOTAL</u>	<u>0</u>	<u>0</u>	<u>99</u>
TG				
	Bank	0	0	2
	Def	0	0	44
	Dism	0	0	48
	Ref. Vacate	0	0	0
	Court Trial	0	0	0
	Other	0	0	5
	<u>MAG'S TOTAL</u>	<u>0</u>	<u>0</u>	<u>99</u>
KH				
	Bank	0	0	5
	Def	0	0	47
	Dism	1	0	65

Decrees	681
Defaults	416
Other	264
Court Trial	1
Dismissals	612
Bankruptcy	67
Ref. Vacated	0
Grand Total	1360

CUYAHOGA COUNTY COURT OF COMMON PLEAS
OFFICE OF THE MAGISTRATES
Full Disposition Count by Magistrate
REPORTING PERIOD: FROM 06/01/2011 TO 06/30/2011

DATE: 07/14/2011
TIME: 10:44 AM

PAGE: 2
CMSR413

MagID	Dispose Type	Tax Cert.	Tax Treas.	Total
	Ref. Vacate	0	0	0
	Court Trial	0	0	0
	Other	0	0	7
	<u>MAG'S TOTAL</u>	<u>1</u>	<u>0</u>	<u>124</u>
<hr/>				
JLJ	Bank	0	0	10
	Def	0	0	33
	Dism	0	0	45
	Ref. Vacate	0	0	0
	Court Trial	0	0	0
	Other	0	0	1
	<u>MAG'S TOTAL</u>	<u>0</u>	<u>0</u>	<u>89</u>
<hr/>				
MK	Bank	0	0	7
	Def	0	0	38
	Dism	0	0	22
	Ref. Vacate	0	0	0
	Court Trial	0	0	0
	Other	0	0	7
	<u>MAG'S TOTAL</u>	<u>0</u>	<u>0</u>	<u>74</u>
<hr/>				
PL	Bank	2	0	2
	Def	17	0	17
	Dism	76	20	97
	Ref. Vacate	0	0	0
	Court Trial	0	0	0
	Other	2	49	51
	<u>MAG'S TOTAL</u>	<u>97</u>	<u>69</u>	<u>167</u>
<hr/>				
CEO	Bank	0	0	3
	Def	0	0	37
	Dism	0	0	47
	Ref. Vacate	0	0	0
	Court Trial	0	0	0
	Other	0	0	11
	<u>MAG'S TOTAL</u>	<u>0</u>	<u>0</u>	<u>98</u>
<hr/>				
TJV	Bank	0	0	6
	Def	0	0	28
	Dism	2	0	24
	Ref. Vacate	0	0	0
	Court Trial	0	0	0
	Other	0	3	9
	<u>MAG'S TOTAL</u>	<u>.2</u>	<u>3</u>	<u>67</u>
<hr/>				
CW	Bank	0	0	0
	Def	10	1	12
	Dism	32	15	47
	Ref. Vacate	0	0	0
	Court Trial	0	0	0
	Other	3	142	145
	<u>MAG'S TOTAL</u>	<u>45</u>	<u>158</u>	<u>204</u>

CUYAHOGA COUNTY COURT OF COMMON PLEAS

DATE: 07/14/2011
 TIME: 10:44 AM

OFFICE OF THE MAGISTRATES
 MAGISTRATE'S MONTHLY REF/REIN CASES
 FROM 06/01/2011 TO 06/30/2011

CMSR418

MAGISTRATE	NEW REFERRALS				REINSTATED			
	Tax Treas.	Tax Cert.	Non-Tax	Total	Tax Treas.	Tax Cert.	Non-Tax	Total
<u>AUGUSTYN/KEVIN/C</u>	0	0	47	47	0	0	2	2
<u>BAKER/GAIL/D</u>	0	0	68	68	0	0	7	7
<u>BUCHA/STEPHEN/M</u>	0	0	49	49	0	0	7	7
<u>CUTHBERT/AMY/R</u>	0	0	66	66	0	0	7	7
<u>DYKE/JOHN/T</u>	3	0	51	54	1	1	4	6
<u>GAUNTNER/TIMOTHY/M</u>	0	0	63	63	0	0	6	6
<u>GONZALEZ/TRACEY/</u>	0	0	61	61	0	0	5	5
<u>HIPPLEY/KEVIN/</u>	0	0	75	75	0	0	3	3
<u>JACKSON/JIM/L</u>	0	0	83	83	0	0	6	6
<u>KLEIN/MONICA/</u>	0	0	53	53	0	0	5	5
<u>LUCAS/PAUL/</u>	35	0	0	35	0	1	0	1
<u>OLSZTYN/CHRISTOPHER/E</u>	0	0	64	64	0	0	1	1
<u>VOZAR/THOMAS/J</u>	1	0	37	38	0	0	5	5
<u>WEISS/CAROL/</u>	35	1	0	36	3	0	0	3
<u>TOTAL</u>	74	1	717	792	4	2	58	64
<u>COMBINED TOTAL</u>	856							

CUYAHOGA COUNTY COURT OF COMMON PLEAS

OFFICE OF THE MAGISTRATES

MAG MONTHLY HEARING TOTALS

Reporting Period: June 2011

DATE: 07/14/2011

TIME: 10:45 AM

PAGE: 1

CMSR3146

Monthly Hearing Total 1,027

AUGUSTYN	
Default Hearings	23
Tax Hearings	1
Pretrials	15
<hr/>	
TOTAL:	39
BAKER	
Default Hearings	28
Tax Hearings	0
Pretrials	6
<hr/>	
TOTAL:	34
BUCHA	
Default Hearings	48
Tax Hearings	2
Pretrials	30
<hr/>	
TOTAL:	80
CUTHBERT	
Default Hearings	57
Tax Hearings	0
Pretrials	22
<hr/>	
TOTAL:	79
DYKE	
Default Hearings	36
Tax Hearings	0
Pretrials	6
<hr/>	
TOTAL:	42
GAUNTNER	
Default Hearings	61
Tax Hearings	0
Pretrials	37
<hr/>	
TOTAL:	98
GONZALEZ	
Default Hearings	49
Tax Hearings	0
Pretrials	9
<hr/>	
TOTAL:	58
HIPPLEY	
Default Hearings	59
Tax Hearings	0
Pretrials	12
<hr/>	
TOTAL:	71
JACKSON	
Default Hearings	45
Tax Hearings	0
Pretrials	20
<hr/>	
TOTAL:	65
KLEIN	
Default Hearings	85
Tax Hearings	0
Pretrials	11
<hr/>	

CUYAHOGA COUNTY COURT OF COMMON PLEAS

OFFICE OF THE MAGISTRATES

MAG MONTHLY HEARING TOTALS

Reporting Period: June 2011

DATE: 07/14/2011
TIME: 10:45 AM

PAGE: 2
CMSR3146

TOTAL:	96
LUCAS	
Default Hearings	0
Tax Hearings	89
Pretrials	46
<hr/>	
TOTAL:	135
OLSZTYN	
Default Hearings	43
Tax Hearings	0
Pretrials	10
<hr/>	
TOTAL:	53
VOZAR	
Default Hearings	40
Tax Hearings	0
Pretrials	18
<hr/>	
TOTAL:	58
WEISS	
Default Hearings	3
Tax Hearings	91
Pretrials	25
<hr/>	
TOTAL:	119

CUYAHOGA COUNTY COURT OF COMMON PLEAS

DATE: 07/14/2011
 TIME: 10:46 AM

Office of the Magistrates
 Magistrate's Monthly Case Load
 MONTH: JUNE 2011

PAGE: 1
 CMSR3147

Magistrate Name	Non Tax Total	Tax Cert.	Tax Treas.	Total Tax	Total Cases
AUGUSTYN	259	0	0	0	259
BAKER	494	0	0	0	494
BUCHA	353	11	4	15	368
CUTHBERT	539	0	0	0	539
DYKE	431	22	18	40	471
GAUNTNER	520	0	0	0	520
GONZALEZ	592	0	0	0	592
HIPPLEY	701	0	0	0	701
JACKSON	560	1	0	1	561
KLEIN	551	0	0	0	551
LUCAS	5	518	453	971	976
OLSZTYN	437	1	0	1	438
VOZAR	486	32	11	43	529
WEISS	1	433	304	737	738
	<u>Non Tax Total: 5929</u>	<u>Cert. Tax Total: 1018</u>	<u>Tax Treas. Total: 790</u>	<u>Total Tax: 1808</u>	<u>Total Cases: 7737</u>

CUYAHOGA COUNTY COMMON PLEAS COURT

Report CMSR1062 - Judicial Foreclosure Statistics by Judge

Report CMSR1062 provides a list of judicial foreclosure case activity for each Judge. The report identifies how many cases were pending at the beginning of the period. The new cases filed and cases that were transferred in or reactivated are added to the number pending at the beginning of the period. It then shows the type and number of terminations for the period. The total terminations are subtracted from the total pending which provides the pending at the end of the period.

CUYAHOGA COUNTY COURT OF COMMON PLEAS

DATE: 07/14/2011
TIME: 11:02 AM

Foreclosure Statistics by Judge
Reporting Period: June 2011

PAGE: 1
CMSR1062

Judge							
AMBROSE, DICK							
Pending at Beg of Period			New Cases Filed		Cases Transferred In / Reactivated		Total
183			26		20		229
Terminations							
Bankruptcy	1	Default	RefVacated	Court Trial	Dismiss	Other	Total
	1	12	0	0	15	24	52
Total Pending at End of Period							177
ASTRAB, MICHAEL							
Pending at Beg of Period			New Cases Filed		Cases Transferred In / Reactivated		Total
227			29		14		270
Terminations							
Bankruptcy	1	Default	RefVacated	Court Trial	Dismiss	Other	Total
	1	9	0	0	12	27	49
Total Pending at End of Period							221
BURNSIDE, JANET R							
Pending at Beg of Period			New Cases Filed		Cases Transferred In / Reactivated		Total
224			27		16		267
Terminations							
Bankruptcy	3	Default	RefVacated	Court Trial	Dismiss	Other	Total
	3	8	0	0	19	13	43
Total Pending at End of Period							224
CALABRESE, DEENA R							
Pending at Beg of Period			New Cases Filed		Cases Transferred In / Reactivated		Total
240			21		19		280
Terminations							
Bankruptcy	3	Default	RefVacated	Court Trial	Dismiss	Other	Total
	3	17	0	0	9	25	54
Total Pending at End of Period							226
CLANCY, MAUREEN							
Pending at Beg of Period			New Cases Filed		Cases Transferred In / Reactivated		Total
227			28		19		274
Terminations							
Bankruptcy	1	Default	RefVacated	Court Trial	Dismiss	Other	Total
	1	10	0	0	19	18	48
Total Pending at End of Period							226
CORRIGAN, BRIAN J							
Pending at Beg of Period			New Cases Filed		Cases Transferred In / Reactivated		Total
236			27		12		275
Terminations							
Bankruptcy	1	Default	RefVacated	Court Trial	Dismiss	Other	Total
	1	22	0	0	22	14	59
Total Pending at End of Period							216
CORRIGAN, PETER J							
Pending at Beg of Period			New Cases Filed		Cases Transferred In / Reactivated		Total
181			35		22		238
Terminations							
Bankruptcy	0	Default	RefVacated	Court Trial	Dismiss	Other	Total
	0	18	0	0	12	22	52
Total Pending at End of Period							186
DONNELLY, MICHAEL P							

CUYAHOGA COUNTY COURT OF COMMON PLEAS

DATE: 07/14/2011
TIME: 11:02 AM

Foreclosure Statistics by Judge
Reporting Period: June 2011

PAGE: 2
CMSR1062

Judge							
	Pending at Beg of Period		New Cases Filed		Cases Transferred In / Reactivated		Total
	278		27		19		324
Terminations	Bankruptcy	Default	RefVacated	Court Trial	Dismiss	Other	Total
	0	13	0	0	33	19	65
	Total Pending at End of Period						259
FRIEDLAND, CAROLYN B							
	Pending at Beg of Period		New Cases Filed		Cases Transferred In / Reactivated		Total
	197		24		19		240
Terminations	Bankruptcy	Default	RefVacated	Court Trial	Dismiss	Other	Total
	0	6	0	0	15	17	38
	Total Pending at End of Period						202
FRIEDMAN, STUART A							
	Pending at Beg of Period		New Cases Filed		Cases Transferred In / Reactivated		Total
	308		33		19		360
Terminations	Bankruptcy	Default	RefVacated	Court Trial	Dismiss	Other	Total
	2	22	0	0	28	22	74
	Total Pending at End of Period						286
FUERST, NANCY A							
	Pending at Beg of Period		New Cases Filed		Cases Transferred In / Reactivated		Total
	136		15		9		160
Terminations	Bankruptcy	Default	RefVacated	Court Trial	Dismiss	Other	Total
	0	13	0	0	6	9	28
	Total Pending at End of Period						132
GALLAGHER, EILEEN A							
	Pending at Beg of Period		New Cases Filed		Cases Transferred In / Reactivated		Total
	11		0		3		14
Terminations	Bankruptcy	Default	RefVacated	Court Trial	Dismiss	Other	Total
	0	0	0	0	5	2	7
	Total Pending at End of Period						7
GALLAGHER, EILEEN T							
	Pending at Beg of Period		New Cases Filed		Cases Transferred In / Reactivated		Total
	193		29		27		249
Terminations	Bankruptcy	Default	RefVacated	Court Trial	Dismiss	Other	Total
	1	15	0	1	23	20	60
	Total Pending at End of Period						189
GALLAGHER, HOLLIE L							
	Pending at Beg of Period		New Cases Filed		Cases Transferred In / Reactivated		Total
	197		25		13		235
Terminations	Bankruptcy	Default	RefVacated	Court Trial	Dismiss	Other	Total
	1	10	0	0	30	18	59
	Total Pending at End of Period						176
GAUL, DANIEL							

CUYAHOGA COUNTY COURT OF COMMON PLEAS

DATE: 07/14/2011
TIME: 11:02 AM

Foreclosure Statistics by Judge
Reporting Period: June 2011

PAGE: 3
CMSR1062

Judge							
	Pending at Beg of Period		New Cases Filed		Cases Transferred In / Reactivated		Total
	287		21		12		320
Terminations	Bankruptcy	Default	RefVacated	Court Trial	Dismiss	Other	Total
	5	14	0	0	12	17	48
	Total Pending at End of Period						272
MASON, LANCE T							
	Pending at Beg of Period		New Cases Filed		Cases Transferred In / Reactivated		Total
	237		26		11		274
Terminations	Bankruptcy	Default	RefVacated	Court Trial	Dismiss	Other	Total
	2	17	0	0	22	14	55
	Total Pending at End of Period						219
MATIA, DAVID T							
	Pending at Beg of Period		New Cases Filed		Cases Transferred In / Reactivated		Total
	228		32		13		273
Terminations	Bankruptcy	Default	RefVacated	Court Trial	Dismiss	Other	Total
	2	8	0	0	21	18	49
	Total Pending at End of Period						224
MCCLELLAND, ROBERT C							
	Pending at Beg of Period		New Cases Filed		Cases Transferred In / Reactivated		Total
	147		26		7		180
Terminations	Bankruptcy	Default	RefVacated	Court Trial	Dismiss	Other	Total
	3	4	0	0	15	19	41
	Total Pending at End of Period						139
MCCORMICK, TIMOTHY							
	Pending at Beg of Period		New Cases Filed		Cases Transferred In / Reactivated		Total
	190		29		20		239
Terminations	Bankruptcy	Default	RefVacated	Court Trial	Dismiss	Other	Total
	2	14	0	0	33	16	65
	Total Pending at End of Period						174
MCDONNELL, NANCY R							
	Pending at Beg of Period		New Cases Filed		Cases Transferred In / Reactivated		Total
	229		22		11		262
Terminations	Bankruptcy	Default	RefVacated	Court Trial	Dismiss	Other	Total
	3	14	0	0	29	12	58
	Total Pending at End of Period						204
MCGINTY, TIMOTHY J							
	Pending at Beg of Period		New Cases Filed		Cases Transferred In / Reactivated		Total
	201		28		25		254
Terminations	Bankruptcy	Default	RefVacated	Court Trial	Dismiss	Other	Total
	1	3	0	0	10	21	35
	Total Pending at End of Period						219
MCMONAGLE, RICHARD J							

CUYAHOGA COUNTY COURT OF COMMON PLEAS

DATE: 07/14/2011
TIME: 11:02 AM

Foreclosure Statistics by Judge
Reporting Period: June 2011

PAGE: 4
CMSR1062

Judge							
Pending at Beg of Period		New Cases Filed		Cases Transferred In / Reactivated			Total
178		16		12			206
Terminations	Bankruptcy	Default	RefVacated	Court Trial	Dismiss	Other	Total
	1	11	0	0	7	25	44
Total Pending at End of Period							162
O'DONNELL, JOHN P							
Pending at Beg of Period		New Cases Filed		Cases Transferred In / Reactivated			Total
178		11		10			199
Terminations	Bankruptcy	Default	RefVacated	Court Trial	Dismiss	Other	Total
	0	4	0	0	9	10	23
Total Pending at End of Period							176
RUSSO, JOHN J							
Pending at Beg of Period		New Cases Filed		Cases Transferred In / Reactivated			Total
214		31		14			259
Terminations	Bankruptcy	Default	RefVacated	Court Trial	Dismiss	Other	Total
	0	9	0	0	22	18	49
Total Pending at End of Period							210
RUSSO, JOSEPH D							
Pending at Beg of Period		New Cases Filed		Cases Transferred In / Reactivated			Total
202		29		15			246
Terminations	Bankruptcy	Default	RefVacated	Court Trial	Dismiss	Other	Total
	5	9	0	0	18	12	44
Total Pending at End of Period							202
RUSSO, MICHAEL J							
Pending at Beg of Period		New Cases Filed		Cases Transferred In / Reactivated			Total
219		29		21			269
Terminations	Bankruptcy	Default	RefVacated	Court Trial	Dismiss	Other	Total
	1	8	0	0	13	22	44
Total Pending at End of Period							225
RUSSO, NANCY MARGARET							
Pending at Beg of Period		New Cases Filed		Cases Transferred In / Reactivated			Total
156		25		13			194
Terminations	Bankruptcy	Default	RefVacated	Court Trial	Dismiss	Other	Total
	1	12	0	0	9	9	31
Total Pending at End of Period							163
SAFFOLD, SHIRLEY STRICKI							
Pending at Beg of Period		New Cases Filed		Cases Transferred In / Reactivated			Total
220		28		12			260
Terminations	Bankruptcy	Default	RefVacated	Court Trial	Dismiss	Other	Total
	2	19	0	0	14	20	55
Total Pending at End of Period							205
SHEEHAN, BRENDAN J							

CUYAHOGA COUNTY COURT OF COMMON PLEAS

DATE: 07/14/2011
 TIME: 11:02 AM

Foreclosure Statistics by Judge
 Reporting Period: June 2011

PAGE: 5
 CMSR1062

Judge							
	Pending at Beg of Period		New Cases Filed		Cases Transferred In / Reactivated		Total
	225		25		18		268
Terminations	Bankruptcy	Default	RefVacated	Court Trial	Dismiss	Other	Total
	3	13	0	0	13	14	43
	Total Pending at End of Period						225
SUSTER, RONALD							
	Pending at Beg of Period		New Cases Filed		Cases Transferred In / Reactivated		Total
	252		29		9		290
Terminations	Bankruptcy	Default	RefVacated	Court Trial	Dismiss	Other	Total
	1	16	0	0	16	17	50
	Total Pending at End of Period						240
SUTULA, JOHN D							
	Pending at Beg of Period		New Cases Filed		Cases Transferred In / Reactivated		Total
	274		25		15		314
Terminations	Bankruptcy	Default	RefVacated	Court Trial	Dismiss	Other	Total
	3	14	0	0	22	18	57
	Total Pending at End of Period						257
SUTULA, KATHLEEN ANN							
	Pending at Beg of Period		New Cases Filed		Cases Transferred In / Reactivated		Total
	195		18		17		230
Terminations	Bankruptcy	Default	RefVacated	Court Trial	Dismiss	Other	Total
	1	17	0	0	7	20	45
	Total Pending at End of Period						185
SYNENBERG, JOAN							
	Pending at Beg of Period		New Cases Filed		Cases Transferred In / Reactivated		Total
	203		28		17		248
Terminations	Bankruptcy	Default	RefVacated	Court Trial	Dismiss	Other	Total
	2	10	0	0	15	19	46
	Total Pending at End of Period						202
TERRY, STEVEN J							
	Pending at Beg of Period		New Cases Filed		Cases Transferred In / Reactivated		Total
	223		32		20		275
Terminations	Bankruptcy	Default	RefVacated	Court Trial	Dismiss	Other	Total
	3	15	0	0	20	17	55
	Total Pending at End of Period						220
VILLANUEVA, JOSE A							
	Pending at Beg of Period		New Cases Filed		Cases Transferred In / Reactivated		Total
	257		34		17		308
Terminations	Bankruptcy	Default	RefVacated	Court Trial	Dismiss	Other	Total
	6	10	0	0	16	19	51
	Total Pending at End of Period						257

Monthly Summary

MONTHLY SUMMARY

June 2011

NAME	PEND	ASSIGNED			TRIALS						DISP	PENDING				+ -
		CV	CR	TOT	JURY			COURT				CV	FR	CR	TOT	
					CV	CR	TOT	CV	CR	TOT						
Dick Ambrose	542	90	28	118	0	0	0	0	0	0	135	216	177	132	525	+ 17
Michael K. Astrab	615	91	45	136	1	1	2	0	1	1	130	234	220	167	621	- 6
Janet R. Burnside	650	86	44	130	0	1	1	0	3	3	149	278	227	126	631	+ 19
Deena R. Calabrese	672	94	46	140	0	1	1	0	1	1	161	295	225	131	651	+ 21
Maureen Clancy	599	90	42	132	1	0	1	0	1	1	143	244	226	118	588	+ 11
Brian J. Corrigan	747	83	51	134	0	0	0	0	1	1	172	333	215	161	709	+ 38
Peter J. Corrigan	558	98	37	135	0	0	0	0	0	0	137	243	207	106	556	+ 2
Michael P. Donnelly	599	93	38	131	0	1	1	1	0	1	146	246	259	79	584	+ 15
Carolyn B. Friedland	608	93	43	136	0	0	0	0	0	0	137	264	216	127	607	+ 1
Stuart A. Friedman	742	90	36	126	0	0	0	0	2	2	180	252	297	139	688	+ 54
Nancy A. Fuerst	303	50	6	56	0	1	1	0	0	0	79	138	133	9	280	+ 23
Eileen T. Gallagher	520	99	27	126	0	0	0	0	0	0	145	233	192	76	501	+ 19
Hollie L. Gallagher	577	87	46	133	0	0	0	0	0	0	157	262	180	111	553	+ 24
Daniel Gaul	741	86	44	130	0	2	2	0	0	0	146	268	272	185	725	+ 16
Lance T. Mason	658	83	22	105	0	2	2	0	1	1	142	282	231	108	621	+ 37
David T. Matia	631	92	49	141	0	0	0	0	0	0	153	254	226	139	619	+ 12
Robert C. McClelland	551	80	44	124	0	1	1	0	1	1	119	267	140	149	556	- 5
Timothy McCormick	532	92	42	134	0	0	0	0	0	0	158	239	173	96	508	+ 24
Nancy R. McDonnell	563	83	44	127	0	4	4	0	1	1	140	242	213	95	550	+ 13
Timothy J. McGinty	455	97	44	141	0	0	0	0	0	0	106	205	219	66	490	- 35
Richard J. McMonagle	681	77	30	107	0	2	2	0	0	0	141	383	170	94	647	+ 34
John P. O'Donnell	542	81	23	104	0	0	0	0	0	0	85	298	183	80	561	- 19
John J. Russo	508	95	42	137	0	0	0	0	0	0	120	242	210	73	525	- 17
Joseph D. Russo	594	91	36	127	1	1	2	0	0	0	121	262	201	137	600	- 6
Michael J. Russo	560	95	36	131	0	0	0	0	0	0	103	240	227	121	588	- 28
Nancy Margaret Russo	379	83	43	126	0	0	0	0	1	1	123	137	166	79	382	- 3
Shirley Strickland Saffold	635	88	43	131	0	1	1	0	0	0	139	275	205	147	627	+ 8
Brendan J. Sheehan	501	92	39	131	0	3	3	0	0	0	113	206	225	88	519	- 18
Ronald Suster	758	85	50	135	0	2	2	0	1	1	176	265	241	211	717	+ 41
John D. Sutula	693	91	39	130	0	0	0	0	0	0	152	277	256	138	671	+ 22
Kathleen Ann Sutula	564	93	47	140	0	2	2	0	1	1	150	238	186	130	554	+ 10
Joan Synenberg	687	91	40	131	0	0	0	0	0	0	150	326	201	141	668	+ 19
Steven J. Terry	658	92	47	139	0	1	1	0	0	0	170	255	220	152	627	+ 31
José A. Villanueva	605	91	37	128	1	0	1	1	0	1	129	246	281	77	604	+ 1
TOTALS	20228	3002	1330	4332	4	26	30	2	15	17	4707	8645	7220	3988	19853	+ 375

Year to Date Summary

SUMMARY FOR THE COURT

January - June 2011

NAME	PEND	ASSIGNED			TRIALS						DISP	PENDING				+ -
		CV	CR	TOT	JURY			COURT				CV	FR	CR	TOT	
					CV	CR	TOT	CV	CR	TOT		CV	FR	CR	TOT	
Dick Ambrose	629	545	221	766	3	4	7	2	2	4	870	216	177	132	525	+ 104
Michael K. Astrab	647	509	209	718	2	6	8	0	1	1	744	234	220	167	621	+ 26
Janet R. Burnside	675	533	250	783	0	1	1	0	6	6	827	278	227	126	631	+ 44
Deena R. Calabrese	704	532	249	781	2	1	3	1	2	3	834	295	225	131	651	+ 53
Maureen Clancy	649	510	230	740	3	2	5	1	1	2	801	244	226	118	588	+ 61
Brian J. Corrigan	757	511	250	761	4	1	5	0	4	4	809	333	215	161	709	+ 48
Peter J. Corrigan	617	564	246	810	2	3	5	1	0	1	871	243	207	106	556	+ 61
Michael P. Donnelly	662	521	206	727	4	4	8	3	2	5	805	246	259	79	584	+ 78
Carolyn B. Friedland	778	538	237	775	2	2	4	2	3	5	946	264	216	127	607	+ 171
Stuart A. Friedman	729	526	232	758	3	1	4	1	7	8	799	252	297	139	688	+ 41
Nancy A. Fuerst	362	287	54	341	1	5	6	0	2	2	423	138	133	9	280	+ 82
Eileen T. Gallagher	586	549	192	741	0	4	4	1	0	1	826	233	192	76	501	+ 85
Hollie L. Gallagher	594	566	202	768	0	1	1	0	1	1	809	262	180	111	553	+ 41
Daniel Gaul	779	521	269	790	0	7	7	1	2	3	844	268	272	185	725	+ 54
Lance T. Mason	688	507	227	734	0	8	8	0	3	3	801	282	231	108	621	+ 67
David T. Matia	656	526	298	824	4	2	6	0	0	0	861	254	226	139	619	+ 37
Robert C. McClelland	591	430	216	646	2	2	4	0	4	4	681	267	140	149	556	+ 35
Timothy McCormick	633	526	266	792	1	2	3	0	7	7	917	239	173	96	508	+ 125
Nancy R. McDonnell	591	522	234	756	2	5	7	1	3	4	797	242	213	95	550	+ 41
Timothy J. McGinty	552	567	227	794	2	6	8	0	0	0	856	205	219	66	490	+ 62
Richard J. McMonagle	694	465	161	626	1	5	6	0	0	0	673	383	170	94	647	+ 47
John P. O'Donnell	566	458	121	579	3	3	6	3	0	3	584	298	183	80	561	+ 5
John J. Russo	581	548	224	772	3	3	6	0	2	2	828	242	210	73	525	+ 56
Joseph D. Russo	713	523	218	741	4	2	6	0	1	1	854	262	201	137	600	+ 113
Michael J. Russo	633	543	201	744	0	3	3	3	0	3	789	240	227	121	588	+ 45
Nancy Margaret Russo	398	510	239	749	1	7	8	0	4	4	765	137	166	79	382	+ 16
Shirley Strickland Saffold	727	525	233	758	3	3	6	0	2	2	858	275	205	147	627	+ 100
Brendan J. Sheehan	555	557	243	800	5	11	16	0	5	5	836	206	225	88	519	+ 36
Ronald Suster	808	525	266	791	2	4	6	0	5	5	882	265	241	211	717	+ 91
John D. Sutula	743	508	234	742	0	2	2	0	2	2	814	277	256	138	671	+ 72
Kathleen Ann Sutula	604	516	267	783	0	7	7	1	4	5	833	238	186	130	554	+ 50
Joan Synenberg	754	514	250	764	0	2	2	0	2	2	850	326	201	141	668	+ 86
Steven J. Terry	727	544	255	799	5	4	9	0	7	7	899	255	220	152	627	+ 100
José A. Villanueva	668	516	210	726	3	5	8	2	0	2	790	246	281	77	604	+ 64
TOTALS	22050	17542	7637	25179	67	128	195	23	84	107	27376	8645	7220	3988	19853	+ 2197

Corrections/Adjustments

CUYAHOGA COUNTY COMMON PLEAS COURT

There was a minor error in the *New Marsh. Of Lien/Quite Title/Partition Case Filings by Month, Total New Judicial Foreclosure Filings by Month for Year 2011 and Total New Judicial Foreclosure Filings 1996-2011* for the month of January 2011.

The following charts reflect the **original** and **corrected** numbers.

