



**CUYAHOGA COUNTY COMMON PLEAS COURT**

***Statistics Report  
August 2010***

***Nancy A. Fuerst  
Administrative and Presiding Judge***

# CUYAHOGA COUNTY COMMON PLEAS COURT

## TABLE OF CONTENTS

### **Criminal Statistics**

Newly Filed, Re-Activated And Transferred In Cases _____	4
Yearly Criminal Terminations _____	5
Pending Criminal Cases End of Period _____	6
Clearance Rate _____	7
Arrest to Disposition Timeline _____	8
Average Arrest to Disposition Timeline (Jail Cases) _____	9
Average Arrest to Disposition Timeline (Non-Jail Cases) _____	10
Average Arrest to Disposition Timeline (Jail and Non-Jail Cases) _____	11
Yearly Average Arrest to Disposition Timeline _____	12
Indictments and Informations Filed With the Clerk of Courts _____	13
Bail Case Arraignment Activity _____	14
Overall Arraignment Statistics _____	15

### **Foreclosure Statistics**

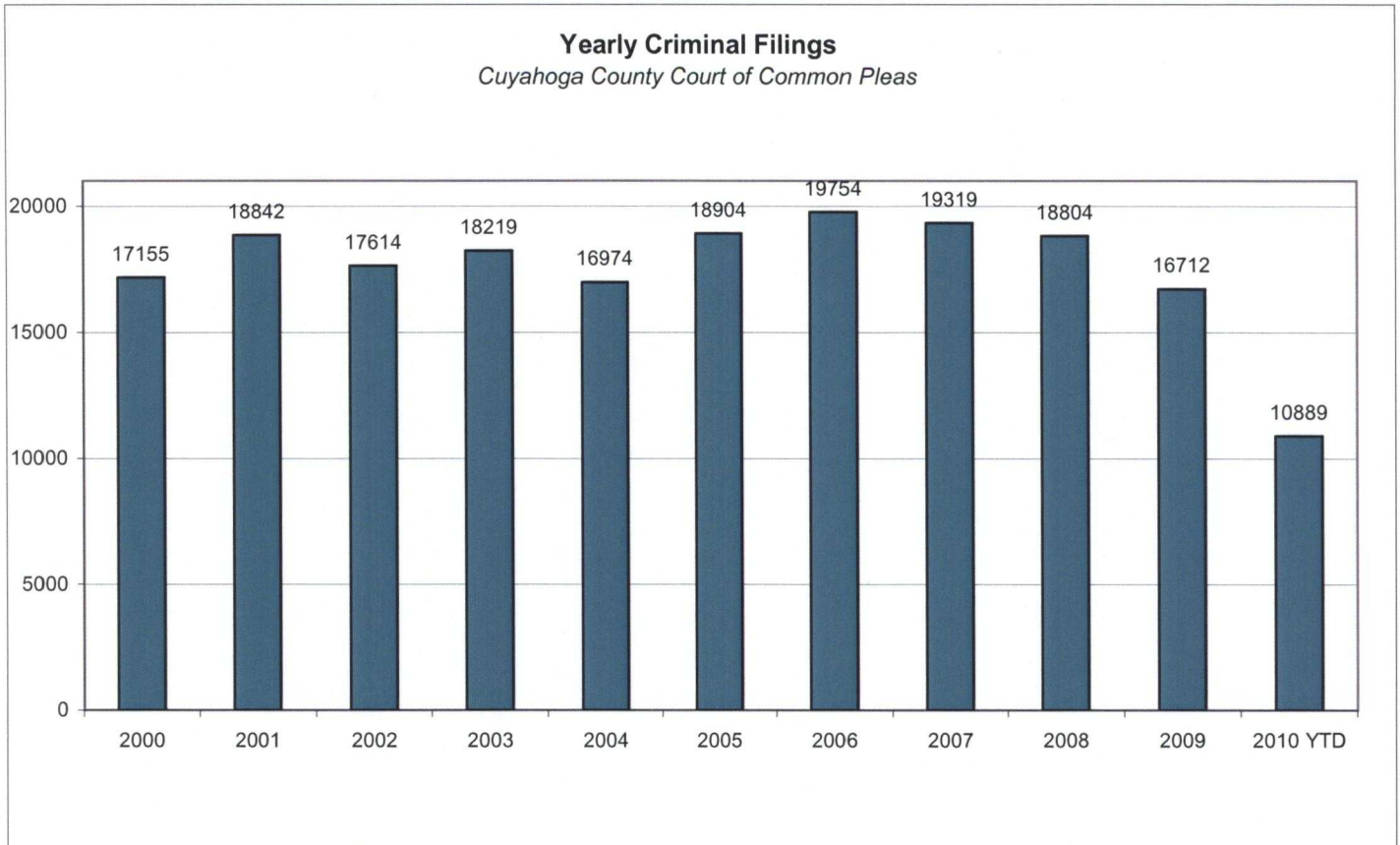
Total Pending Judicial Foreclosure Cases Referred to Magistrates (A) _____	17
Total Pending Judicial Foreclosure Cases Referred to Magistrates (B) _____	18
Total Pending Judicial Foreclosure Cases Referred to Magistrates (C) _____	19
Total Pending Tax Lien & Certificate Cases Referred to Magistrates (A) _____	20
Total Pending Tax Lien & Certificate Cases Referred to Magistrates (B) _____	21
Total Pending Tax Lien & Certificate Cases Referred to Magistrates (C) _____	22
Percentage of Pending Judicial Foreclosure Cases By Filing Year _____	23
Judicial Foreclosure Clearance Rate Year 2008 _____	24
Judicial Foreclosure Clearance Rate Year 2009 _____	25
Judicial Foreclosure Clearance Rate Year 2010 _____	26
Avg. Number of Days to Disp. (Excl. Bank. Stays & Tax Lien & Tax Cert.) _____	27
Avg. Number of Days to Disp. (Excl. Bank. Stays & Incl. Tax Lien & Tax Cert.) _____	28
Total New Judicial Foreclosure Filings _____	29
New Marsh. of Lien/Quiet Title/Partition Filings by Month for 2008 – 2010 YTD _____	30
New Tax Lien & Certificate Filings by Month for Year 2008 – 2010 YTD _____	31
Total New Judicial Foreclosure Filings by Month for Year 2008 – 2010 YTD _____	32
Magistrate's Monthly Reports _____	33
Report CMSR1062 - Judicial Foreclosure Statistics by Judge _____	41
Monthly Summary _____	47
Year to Date Summary _____	49
Corrections / Adjustments _____	52

# *Criminal Case Statistics*

# CUYAHOGA COUNTY COMMON PLEAS COURT

## Newly Filed, Re-Activated And Transferred In Cases

The following chart is a representation of all newly filed cases in Cuyahoga County Court of Common Pleas from 2000 – August 2010. Newly filed cases are defined as having been arraigned and assigned to a Judge. Cases that are re-activated are cases where a defendant was unavailable for trial but has now become ready to proceed. Transferred cases are moved from one Judge's docket to another. This could be due to re-assignment to a mental health Judge or after additional information indicates that by Court rule, the case should have been assigned to another Judge.

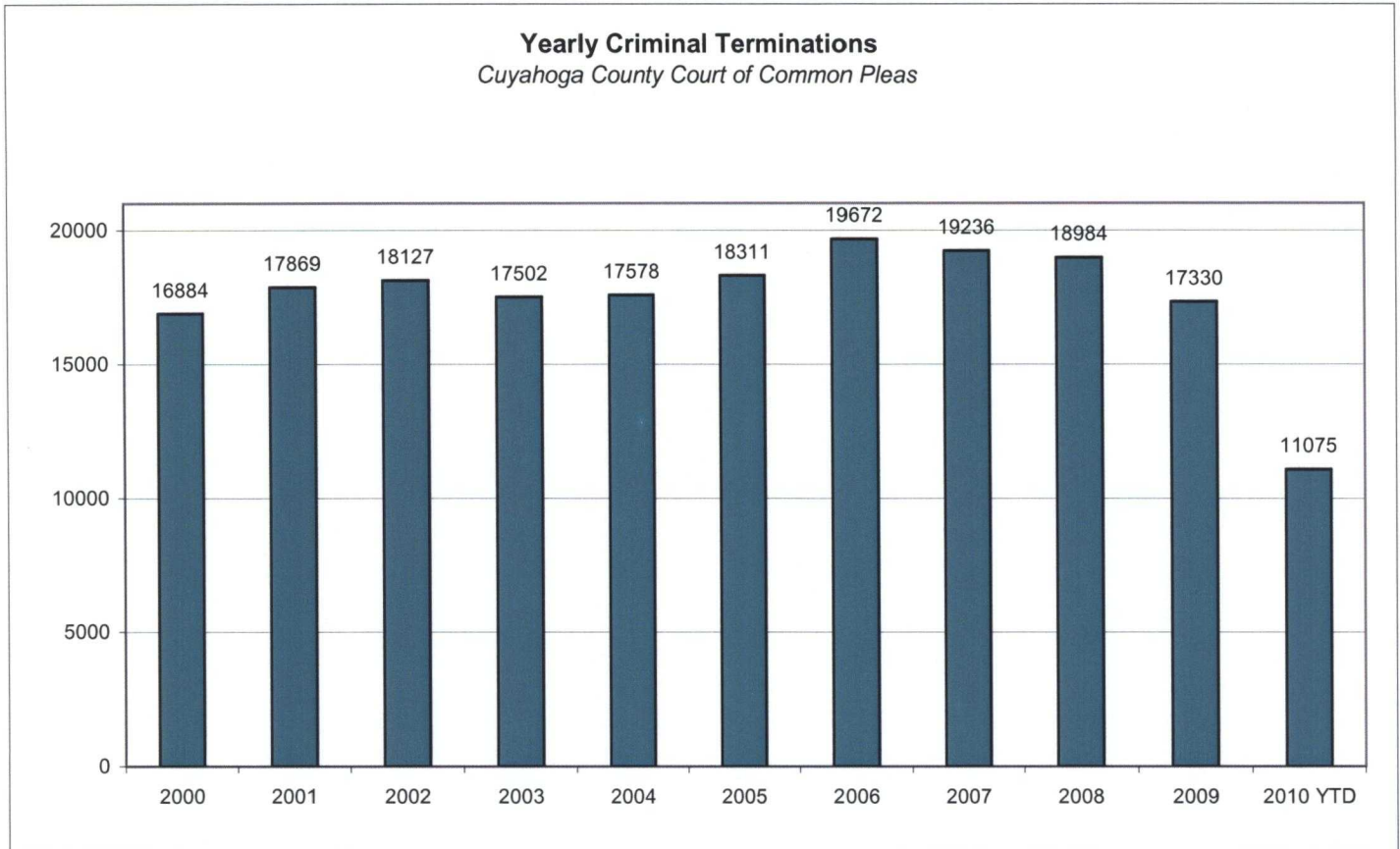




# CUYAHOGA COUNTY COMMON PLEAS COURT

## Yearly Criminal Terminations

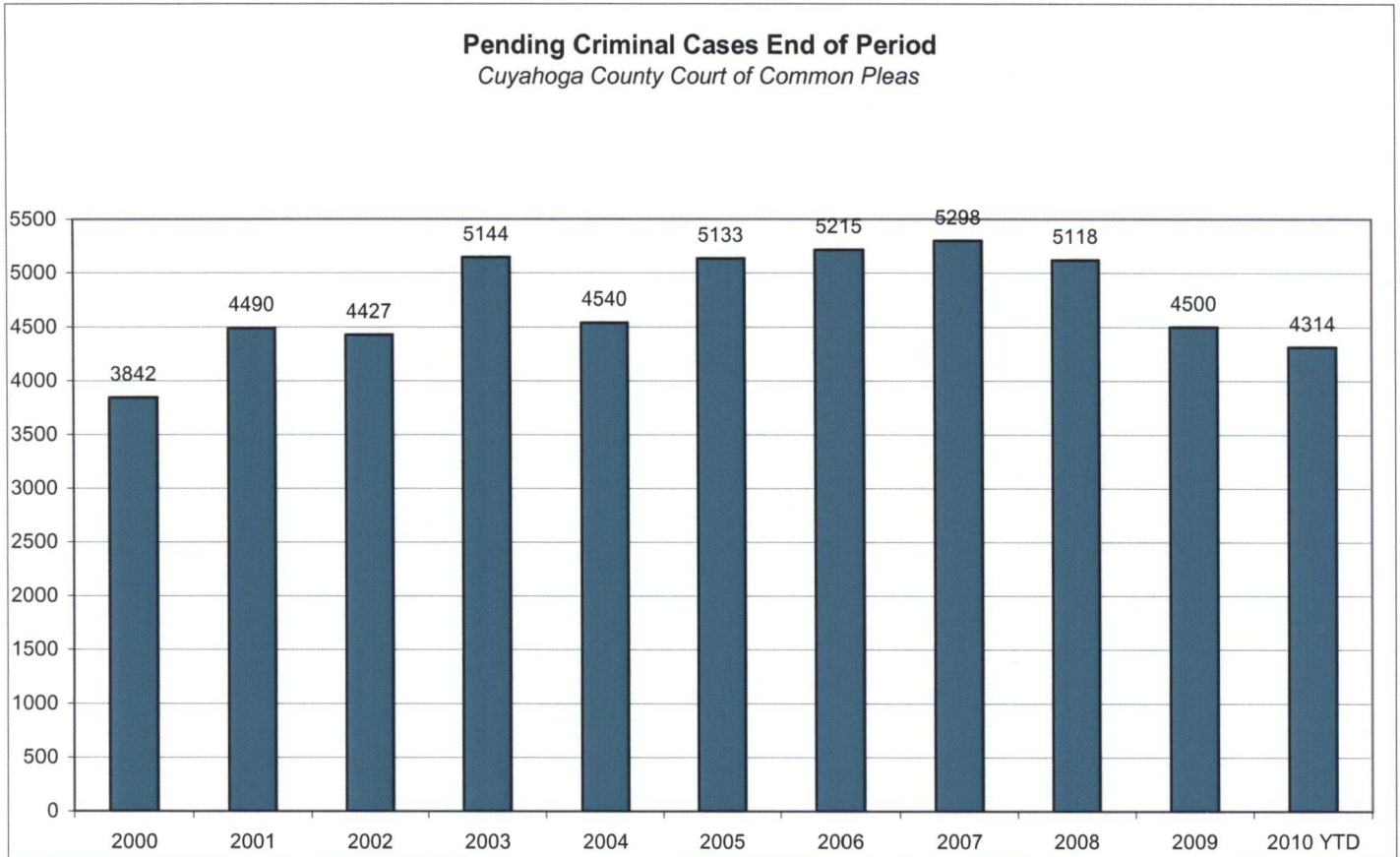
The following chart represents the cases that have been terminated by the Court from 2000 – August 2010. These are all cases that have been terminated by trial, plea or dismissal. Also cases where a defendant has become unavailable for trial or sentencing are reported as terminated.



# CUYAHOGA COUNTY COMMON PLEAS COURT

## Pending Criminal Cases End of Period

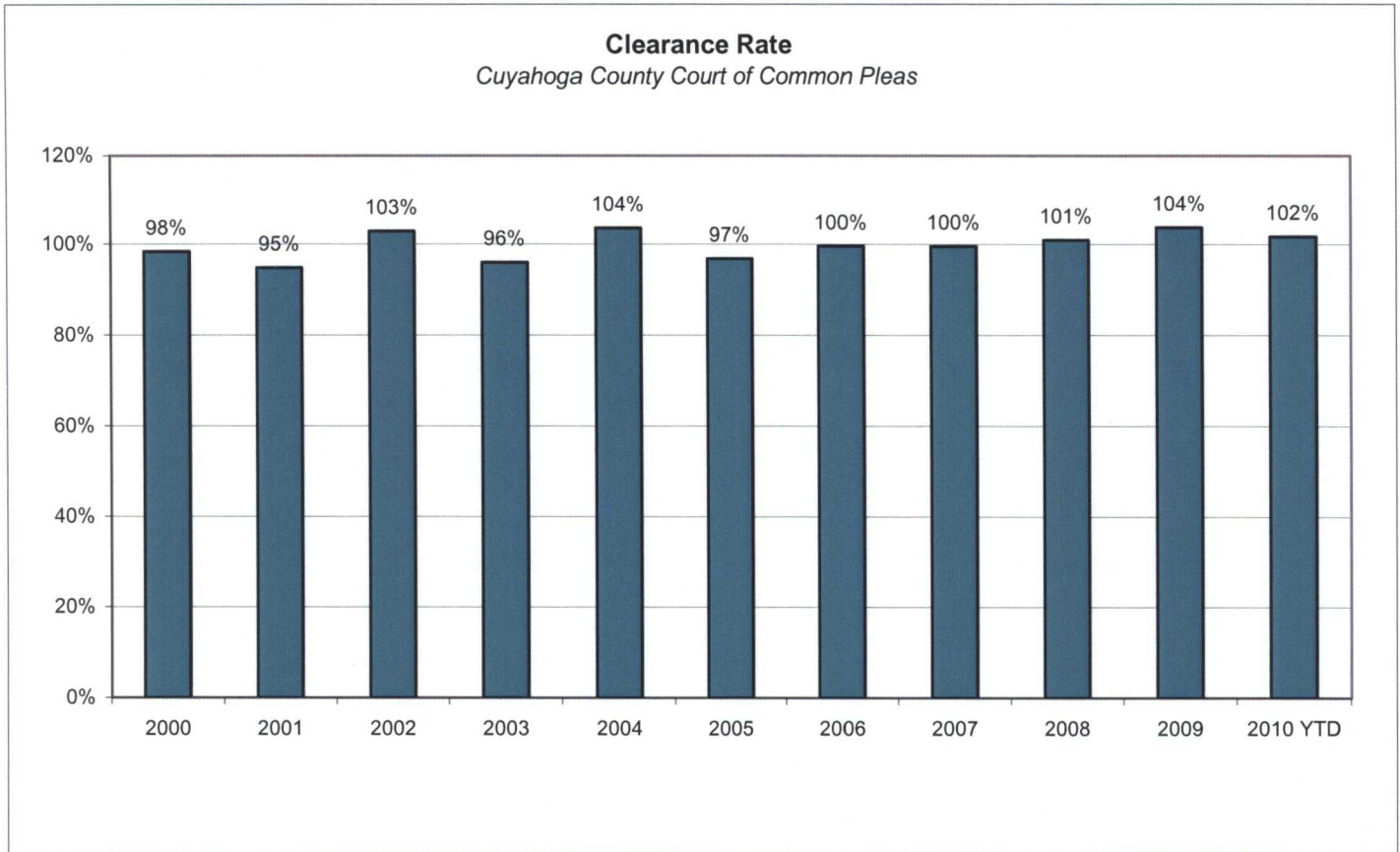
The following chart represents the total number of cases pending at the end of the reporting period from 2000 – August 2010. Taking the total number of cases pending at the beginning of the period, adding all newly filed, re-activated and transferred in cases arrives at the total pending value. The total number of cases that have been terminated in the period are then subtracted from the total pending to give the value pending at the end of the period.



# CUYAHOGA COUNTY COMMON PLEAS COURT

## Clearance Rate

The Clearance Rate is the number of outgoing cases as a percentage of the number of incoming cases. Clearance rate measures whether the court is keeping up with its incoming caseload. If cases are not disposed in a timely manner, a backlog of cases awaiting disposition will grow. A Clearance Rate of 100% indicates that at least as many cases as have been filed, reopened, or reactivated in a period have been disposed.





# CUYAHOGA COUNTY COMMON PLEAS COURT

## Arrest to Disposition Timeline

Arrest to disposition timeline is a method to measure how felony cases flow through the Cuyahoga County Criminal Justice System. By capturing how long a case takes to move from stage to stage, we can examine where problems may exist and where potential improvements in case processing can be made.

The source data was extracted from the Cuyahoga County Court of Common Pleas Case Management System. The overall population of sample data was based on cases terminated in a given month excluding cases that have gone through diversion programs. A case is defined as a defendant and all charges involved in a single incident. The time period for the extracted data is from August 2010.

The stages examined were:

Arrest to Indictment  
Indictment to Arraignment  
Arraignment to 1<sup>st</sup> Pre-Trial  
1<sup>st</sup> Pre-Trial to Plea/Trial  
Plea/Trial to Termination

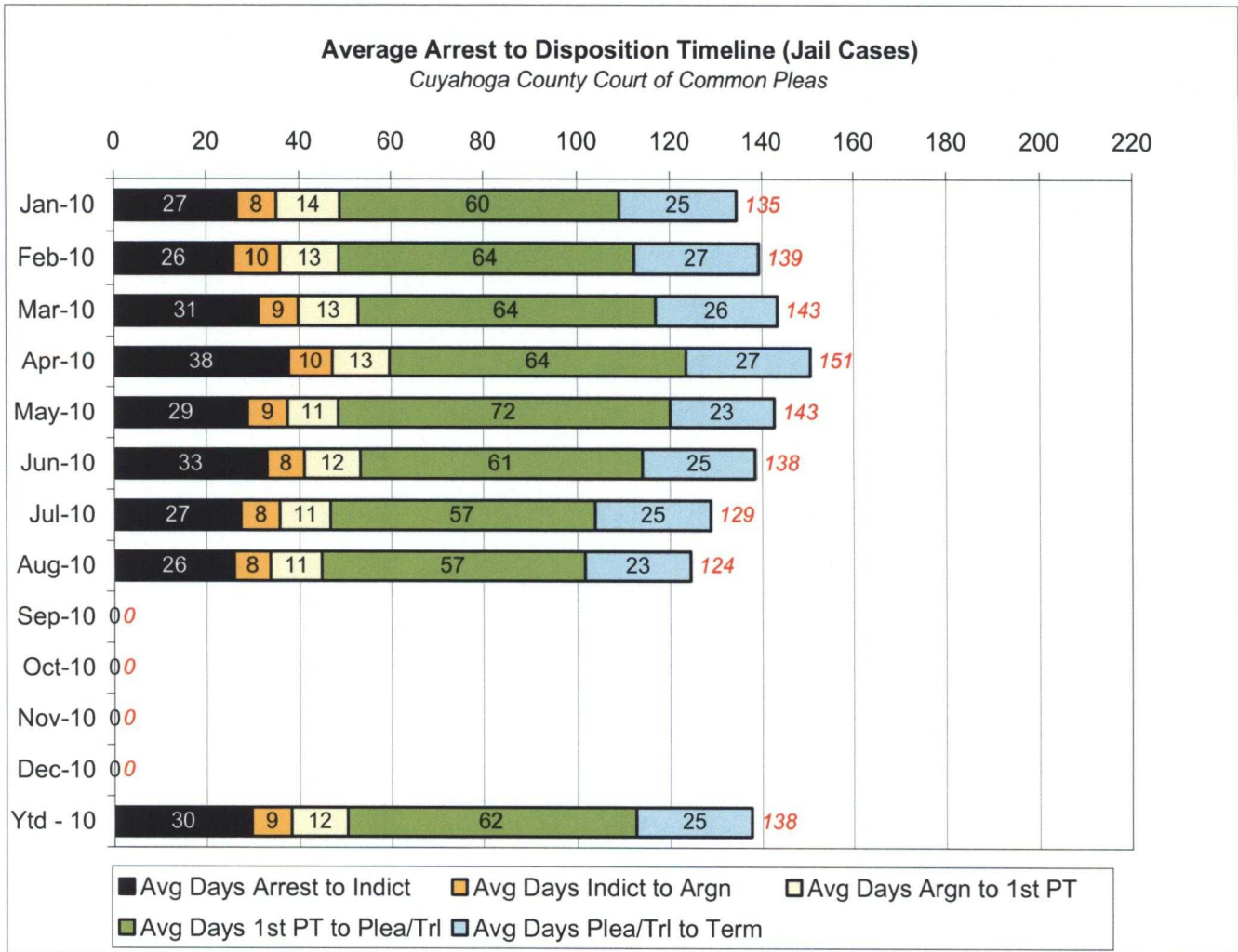
Due to the fact that each case may or may not have all of the stage date elements, a method to arrive at stage averages was applied. For a case to be included in the average for a stage there would need to be both dates for the given stage. A case would be included in the Arrest to Indictment stage if both arrest date and indictment date were available. This method was applied to each of the five stages. Next we calculated the total number of cases that met the date criteria for each of the ranges and also the total number of days between each date. To arrive at an average, the total number of days for each case in each range was calculated and divided by the total number of cases that met the date criteria. If a case had a time period or periods where the defendant was capiased or referred to the Psych Clinic, that amount of time was subtracted from the appropriate range. For re-indicted cases, the original arrest date is used.

The following three charts are for Jail, Non-Jail and combined Jail and Non-Jail cases. Jail and Non-Jail cases are defined by the status of the defendant at arraignment.



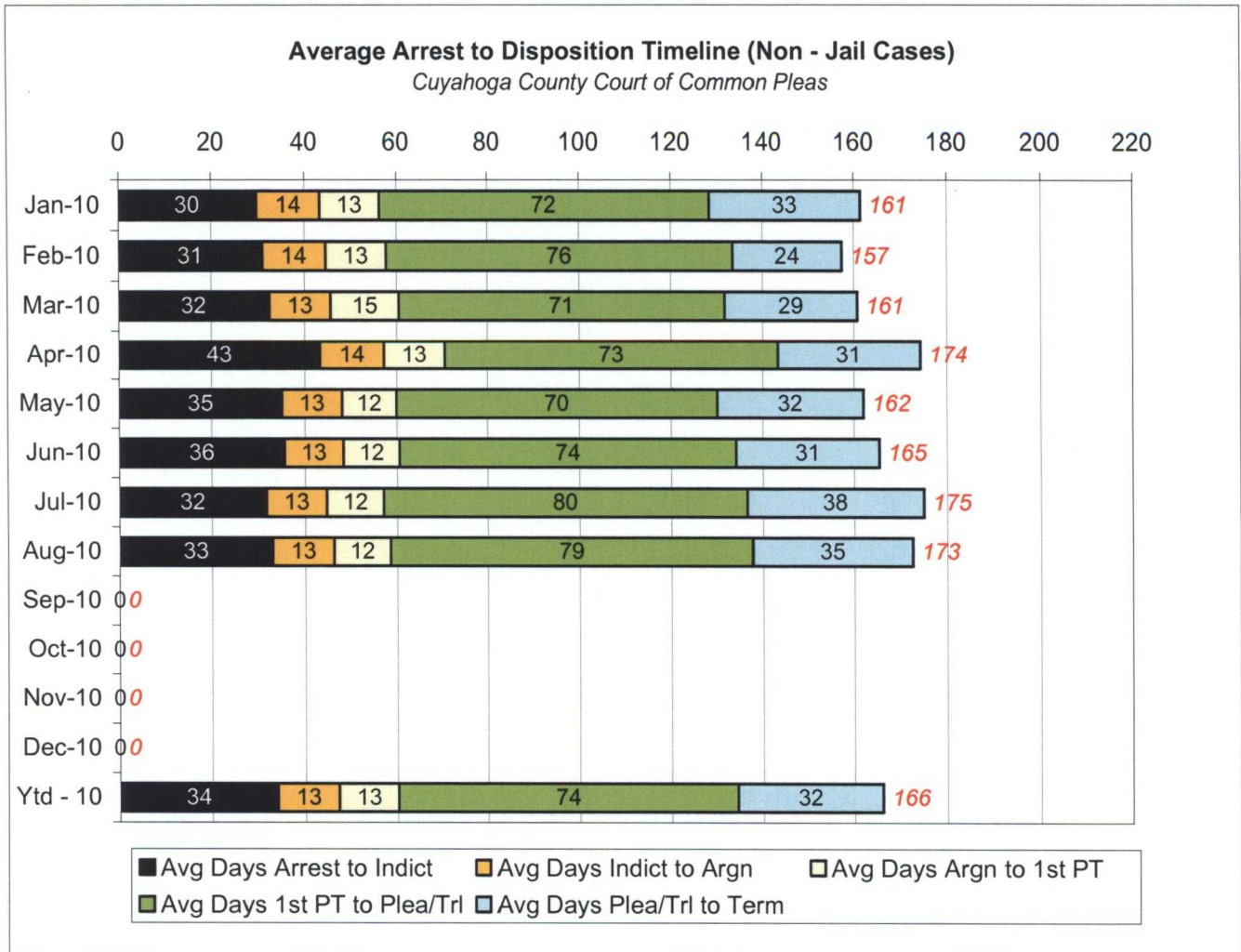
# CUYAHOGA COUNTY COMMON PLEAS COURT

## Average Arrest to Disposition Timeline (Jail Cases)



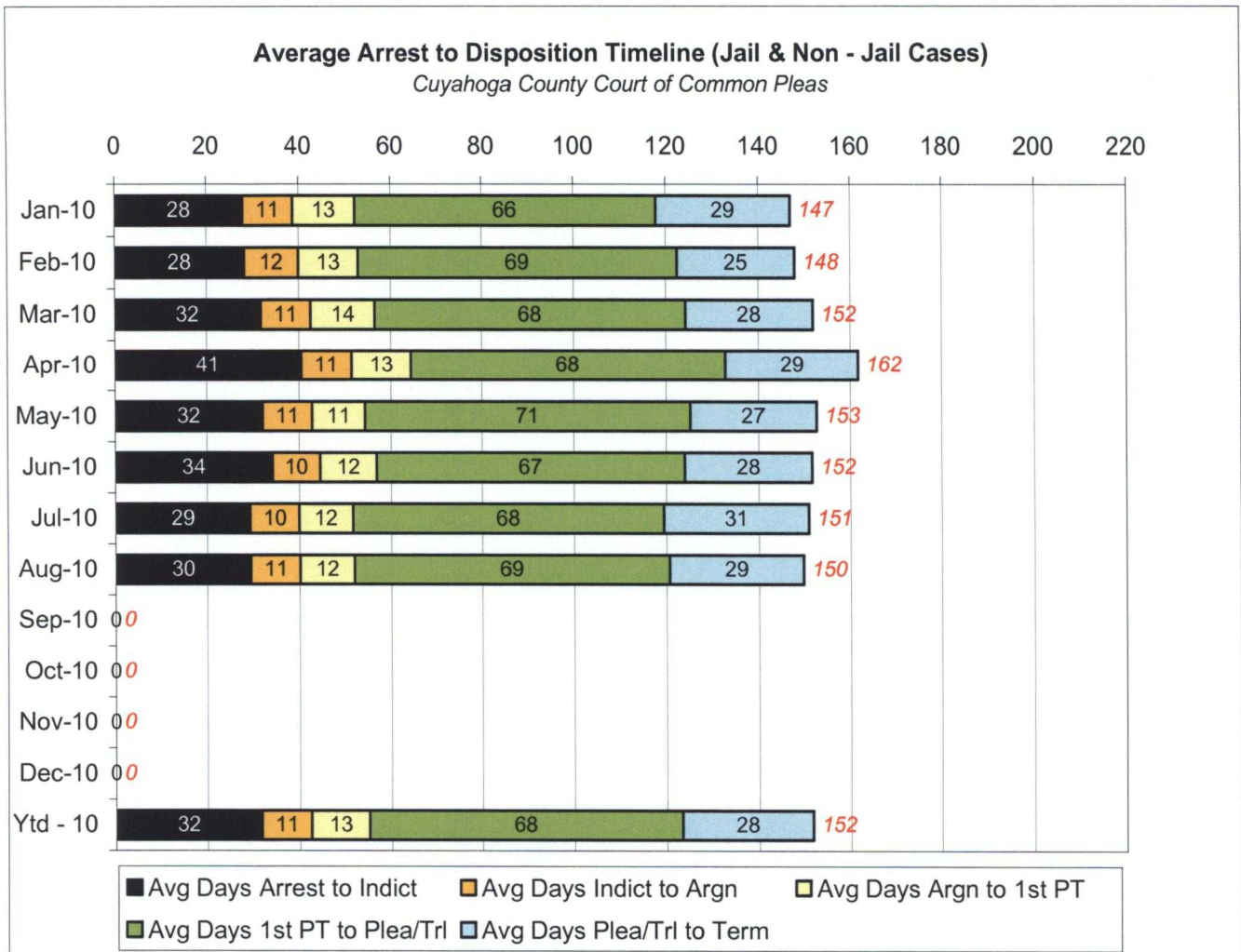
# CUYAHOGA COUNTY COMMON PLEAS COURT

## Average Arrest to Disposition Timeline (Non-Jail Cases)



# CUYAHOGA COUNTY COMMON PLEAS COURT

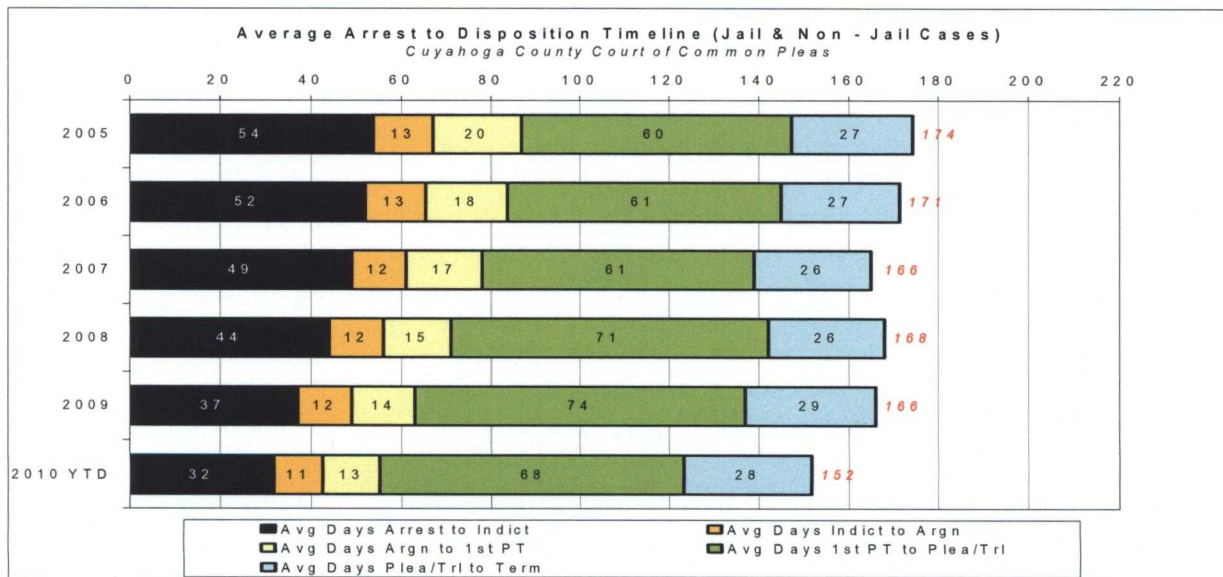
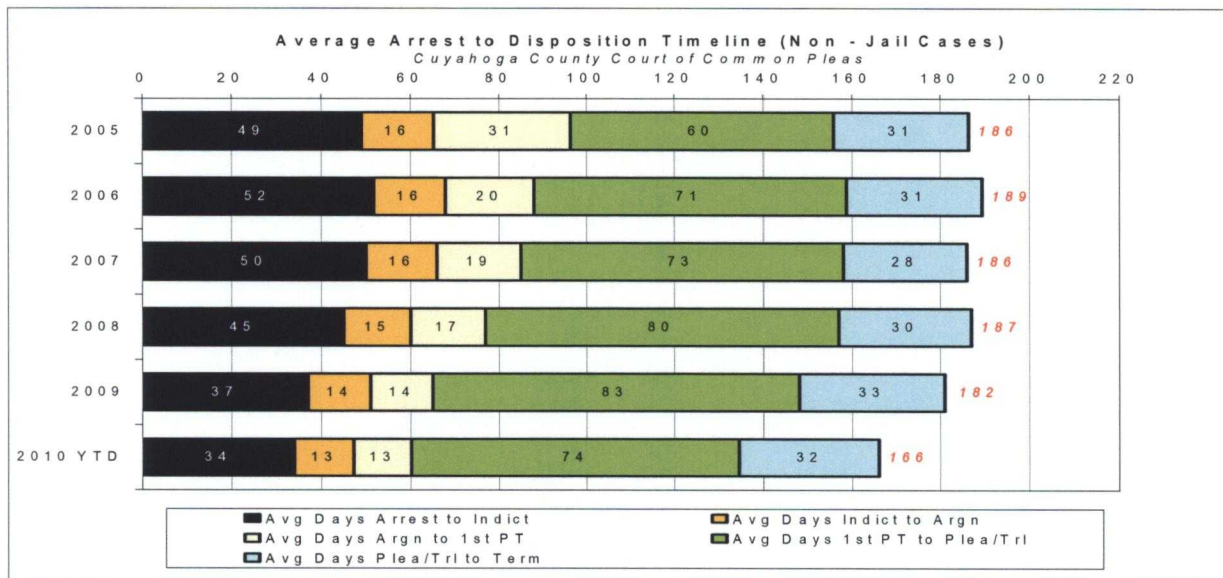
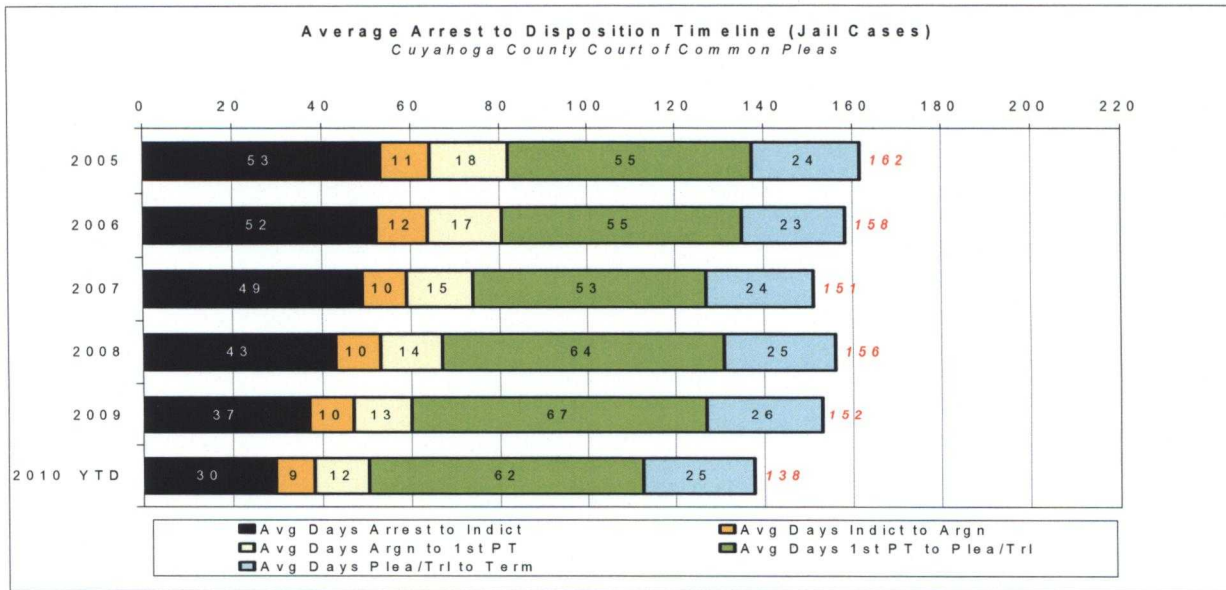
## Average Arrest to Disposition Timeline (Jail and Non-Jail Cases)





# CUYAHOGA COUNTY COMMON PLEAS COURT

## Yearly Average Arrest to Disposition Timeline

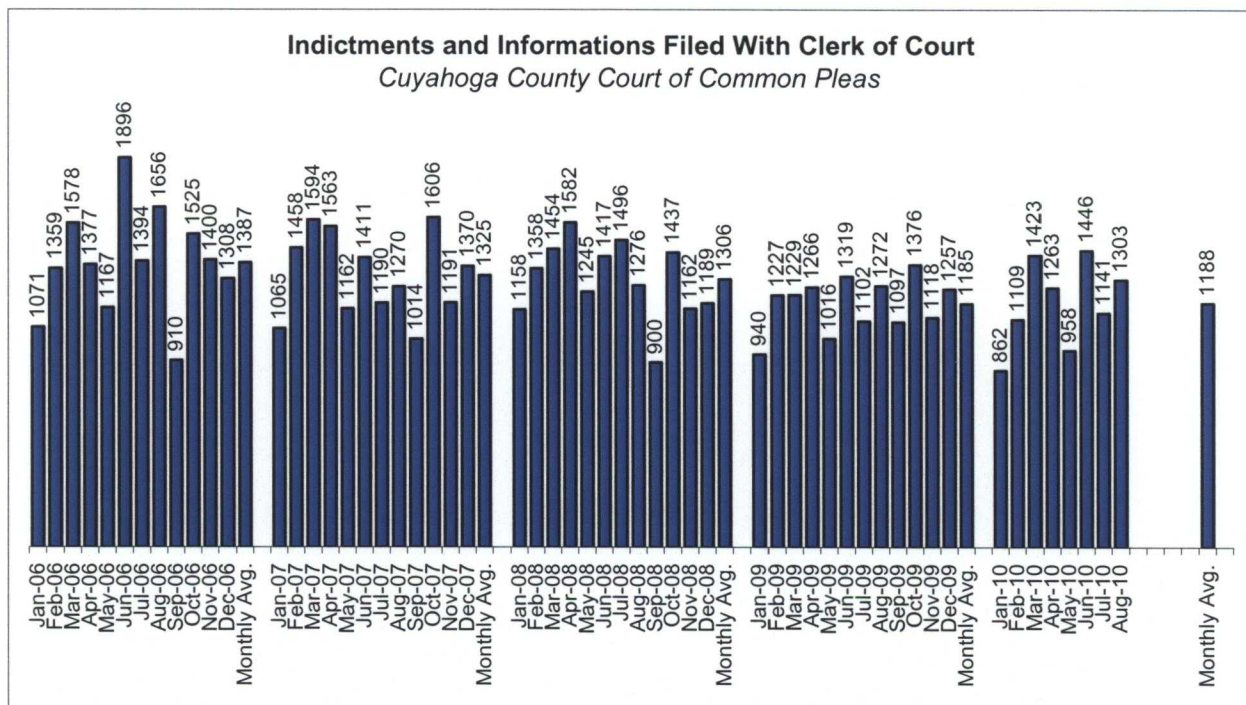
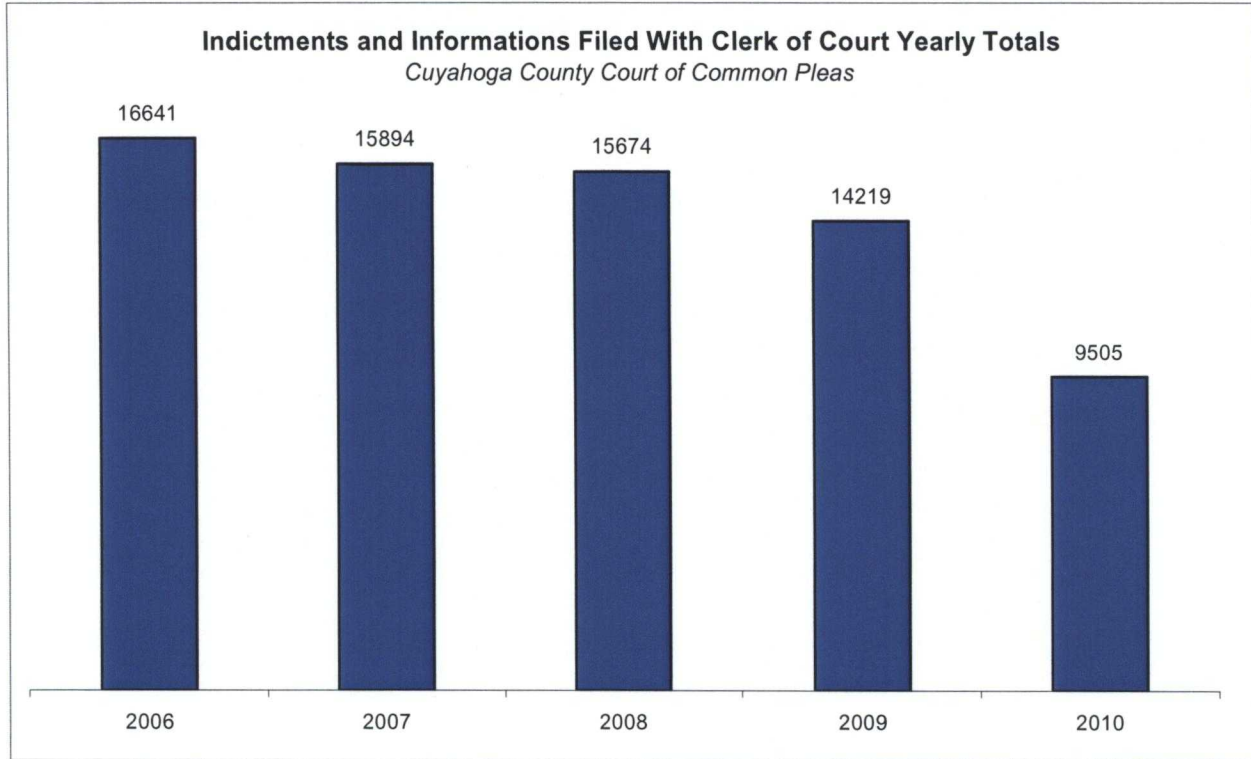




# CUYAHOGA COUNTY COMMON PLEAS COURT

## Indictments and Informations Filed With the Clerk of Courts

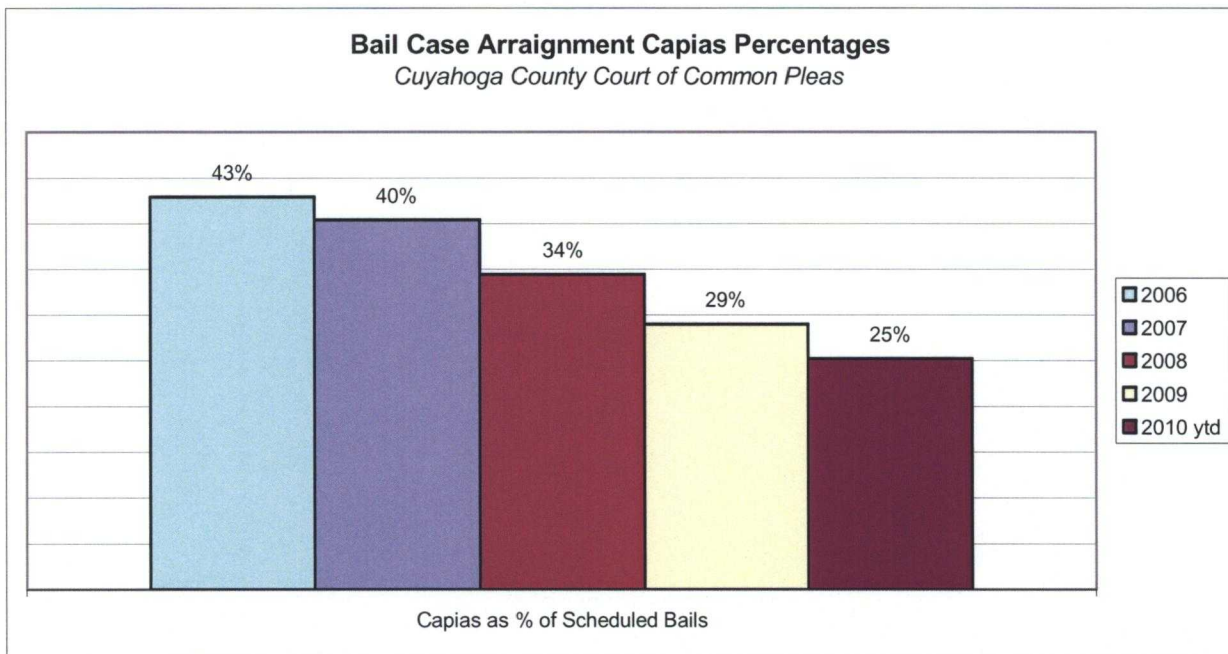
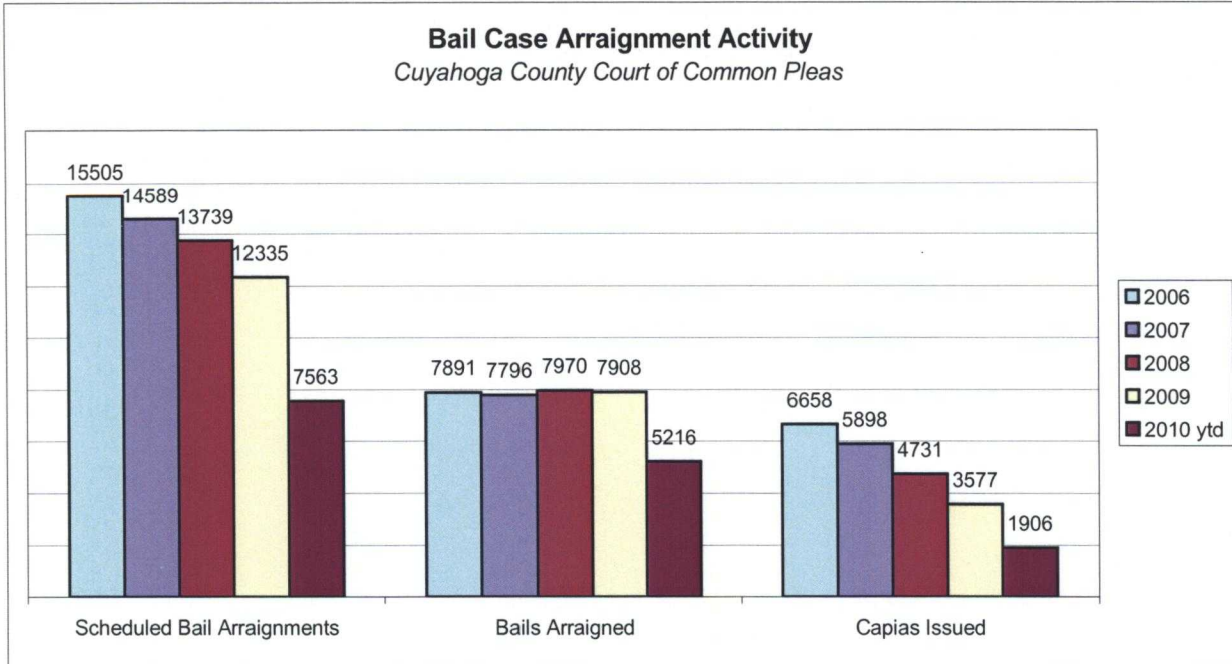
The following charts are reflective of Indictments and Informations filed with the Criminal Clerk of Courts from 2006. The source for this information was the Criminal Clerk's Office.



# CUYAHOGA COUNTY COMMON PLEAS COURT

## Bail Case Arraignment Activity

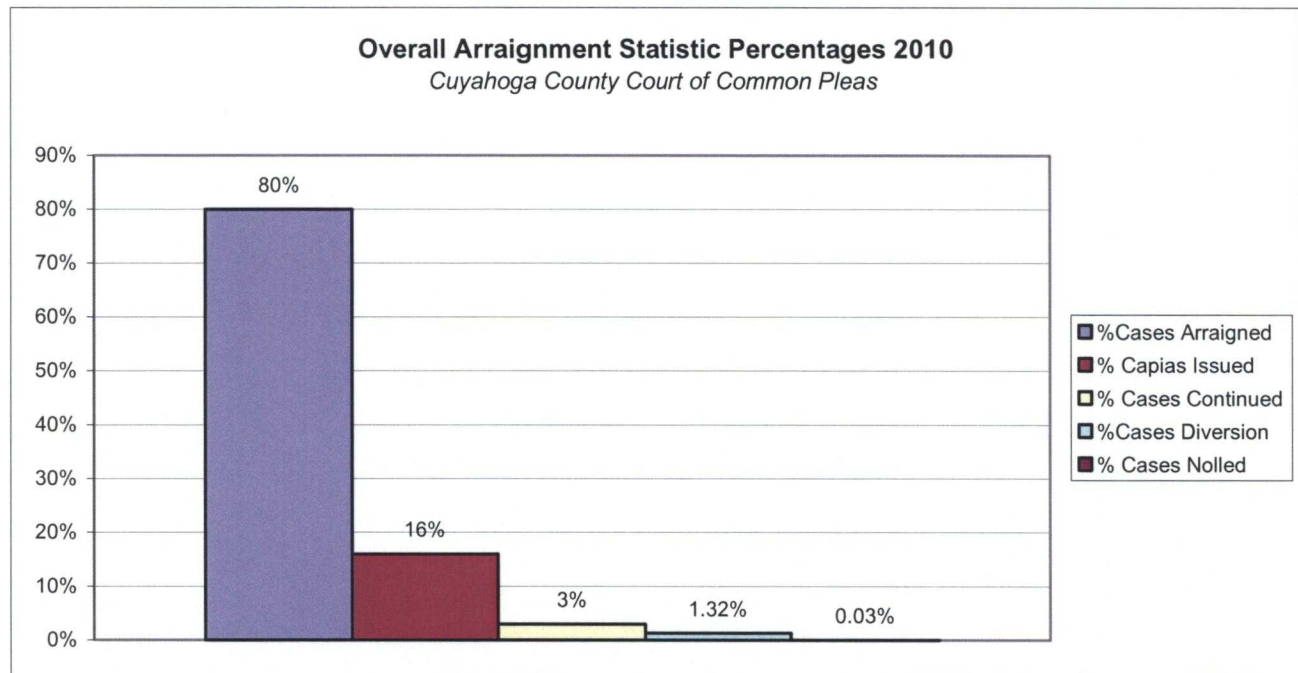
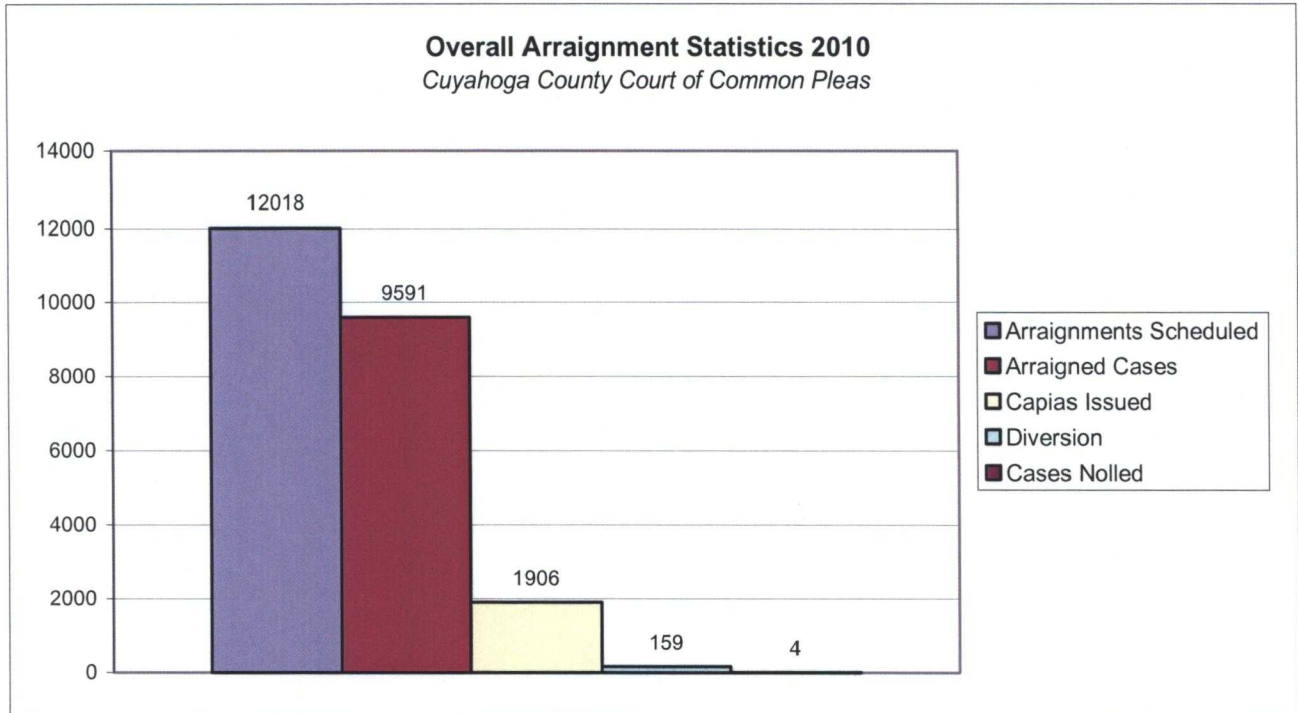
The following charts are reflective of arraignment activity where the defendant was not incarcerated at the time of arraignment. The source for this information was the Criminal Records Department.



# CUYAHOGA COUNTY COMMON PLEAS COURT

## Overall Arraignment Statistics

The arraignment statistics were provided by the Criminal Records Department. They are provided to give a representation of arraignment activity in the Court in 2010. These statistics include jail and non – jail arraignments.





# *Judicial Foreclosure Statistics<sup>1</sup>*

<sup>1</sup> For clarification purposes, Foreclosure cases in this report are identified as Judicial Foreclosure filings (filing codes 1460 (Foreclosure Marsh. Of Lien), 1465(Tax Lien), 1466 (Tax Certificate), 1470 (Quiet Title), and 1480 (Partition)). These cases are different from Board of Revision Foreclosures, which are not reported here.

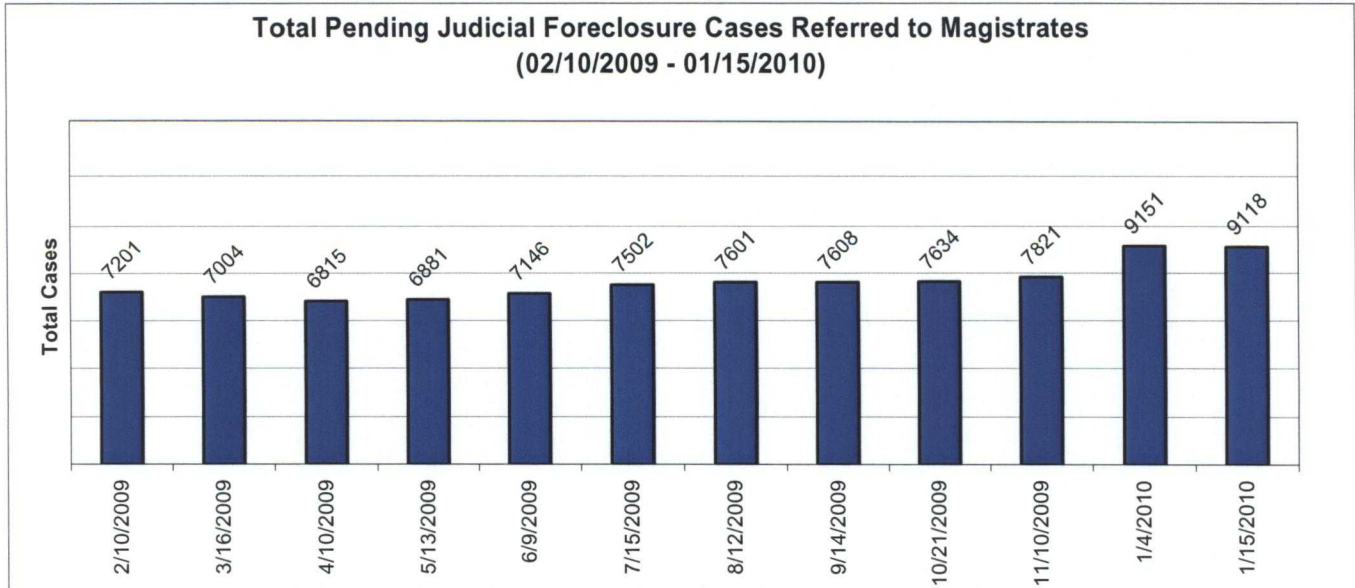




# CUYAHOGA COUNTY COMMON PLEAS COURT

## Total Pending Judicial Foreclosure Cases Referred to Magistrates (B)

The following chart is a display of the total number of pending Judicial Foreclosure cases referred to the Magistrates on specific dates. The table below shows the number of these cases pending from each year since 1990.



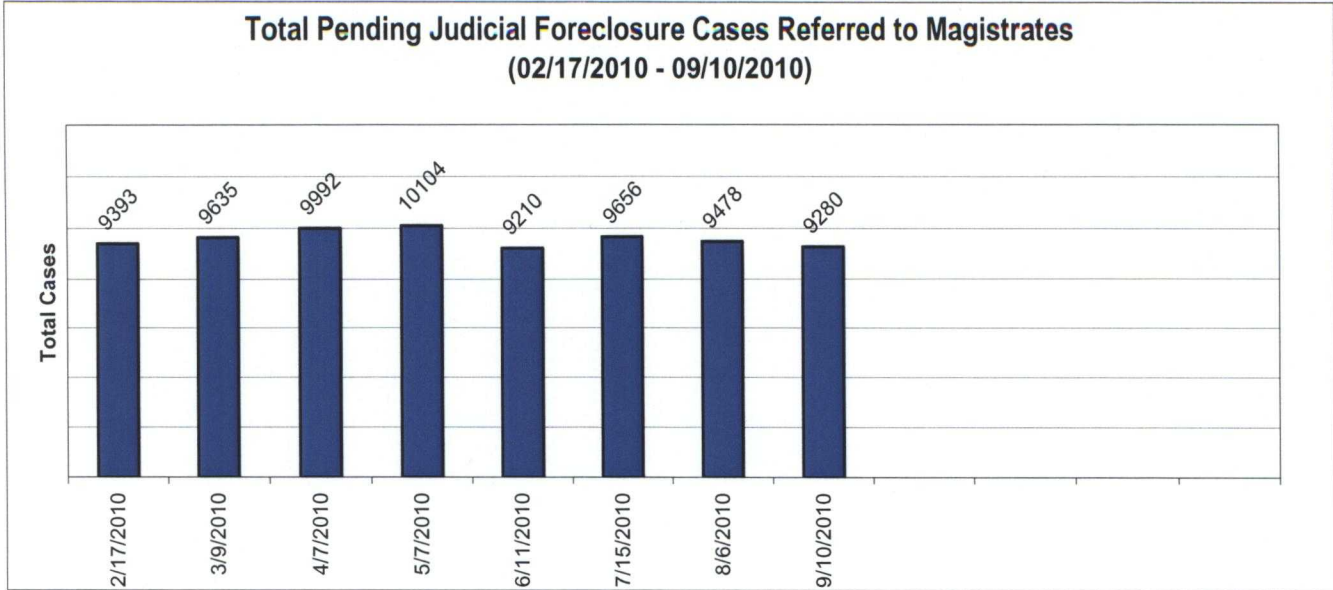
Year	As of:	2/10/2009	3/16/2009	4/10/2009	5/13/2009	6/9/2009	7/15/2009	8/12/2009	9/14/2009	10/21/2009	11/10/2009	1/4/2010	1/15/2010
1990		0	0	0	0	0	0	0	0	0	0	0	0
1991		0	0	0	0	0	0	0	0	0	0	0	0
1992		0	0	0	0	0	0	0	0	0	0	0	0
1993		0	0	0	0	0	0	0	0	0	0	0	0
1994		0	0	0	0	0	0	0	0	0	0	0	0
1995		0	0	0	0	0	0	0	0	0	0	0	0
1996		0	0	0	0	0	0	0	0	0	0	0	0
1997		0	0	0	0	0	0	0	0	0	0	0	0
1998		0	0	0	1	0	0	0	0	0	0	0	0
1999		0	0	0	0	0	0	0	0	0	0	0	0
2000		2	2	2	2	2	2	3	2	2	3	2	2
2001		2	1	1	1	1	1	1	1	1	1	1	1
2002		3	2	3	3	3	3	1	1	1	1	1	1
2003		10	12	14	11	11	11	11	9	8	8	8	7
2004		20	16	15	16	16	16	15	15	15	14	13	13
2005		22	19	20	19	18	16	16	16	16	12	13	13
2006		106	90	84	65	62	56	49	42	30	27	25	25
2007		399	314	263	231	203	165	145	129	107	98	88	80
2008		5533	4356	3585	2980	2510	2030	1719	1439	1162	1009	776	720
2009		1104	2192	2828	3552	4320	5202	5641	5954	6292	6648	8224	7933
2010													323
<b>Total</b>		<b>7201</b>	<b>7004</b>	<b>6815</b>	<b>6881</b>	<b>7146</b>	<b>7502</b>	<b>7601</b>	<b>7608</b>	<b>7634</b>	<b>7821</b>	<b>9151</b>	<b>9118</b>



# CUYAHOGA COUNTY COMMON PLEAS COURT

## Total Pending Judicial Foreclosure Cases Referred to Magistrates (C)

The following chart is a display of the total number of pending Judicial Foreclosure cases referred to the Magistrates on specific dates. The table below shows the number of these cases pending from each year since 1990.

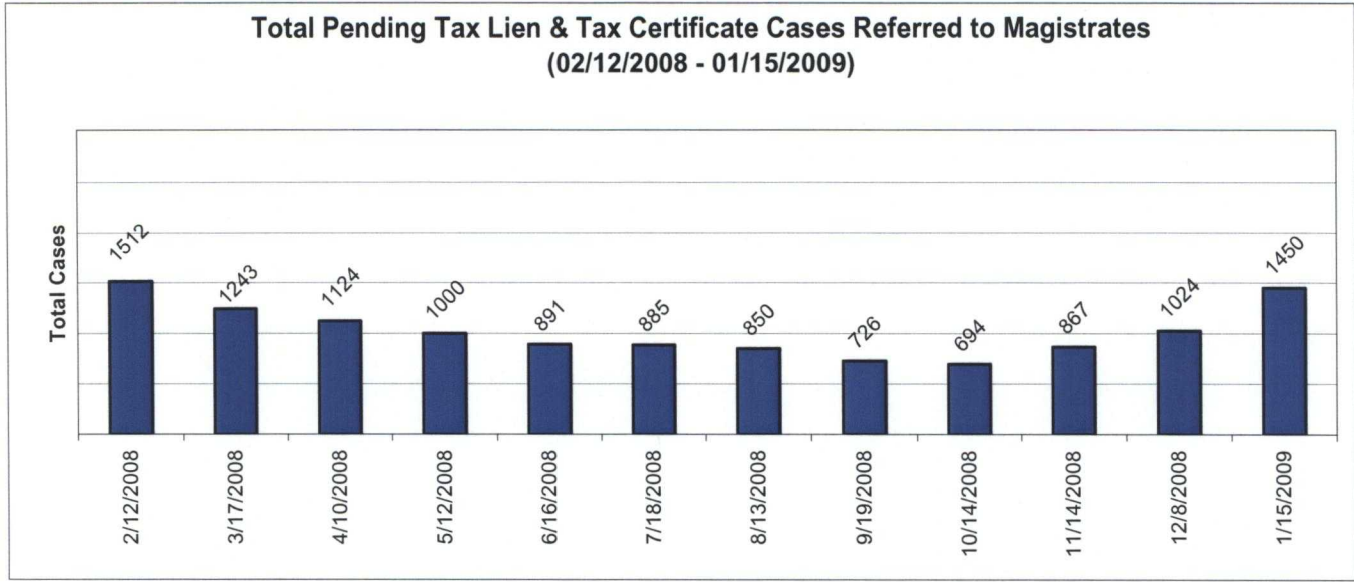


Year	As of:	2/17/2010	3/9/2010	4/7/2010	5/7/2010	6/11/2010	7/15/2010	8/6/2010	9/10/2010				
1990		0	0	0	0	0	0	0	0				
1991		0	0	0	0	0	0	0	0				
1992		0	0	0	0	0	0	0	0				
1993		0	0	0	0	0	0	0	0				
1994		0	0	0	0	0	0	0	0				
1995		0	0	0	0	0	0	0	0				
1996		0	0	0	0	0	0	0	0				
1997		0	0	0	0	0	0	0	0				
1998		0	0	0	0	0	0	0	0				
1999		0	0	0	0	0	0	0	0				
2000		3	3	3	2	2	1	1	1				
2001		1	1	1	0	0	0	1	0				
2002		1	0	1	1	1	1	1	1				
2003		6	7	7	8	8	8	6	5				
2004		11	12	11	13	11	10	8	9				
2005		12	13	15	11	9	12	11	9				
2006		23	22	16	15	13	17	12	15				
2007		69	65	63	64	61	50	47	43				
2008		585	511	442	356	308	262	250	215				
2009		7064	6478	5811	5137	4070	3424	2990	2527				
2010		1618	2523	3622	4497	4727	5871	6151	6455				
<b>Total</b>		<b>9393</b>	<b>9635</b>	<b>9992</b>	<b>10104</b>	<b>9210</b>	<b>9656</b>	<b>9478</b>	<b>9280</b>				

# CUYAHOGA COUNTY COMMON PLEAS COURT

## Total Pending Tax Lien & Certificate Cases Referred to Magistrates (A)

The following chart is a display of the number of pending tax Judicial Foreclosure cases referred to the Magistrates on specific dates. The table below shows the number of pending tax Judicial Foreclosure cases in each year since 1990.



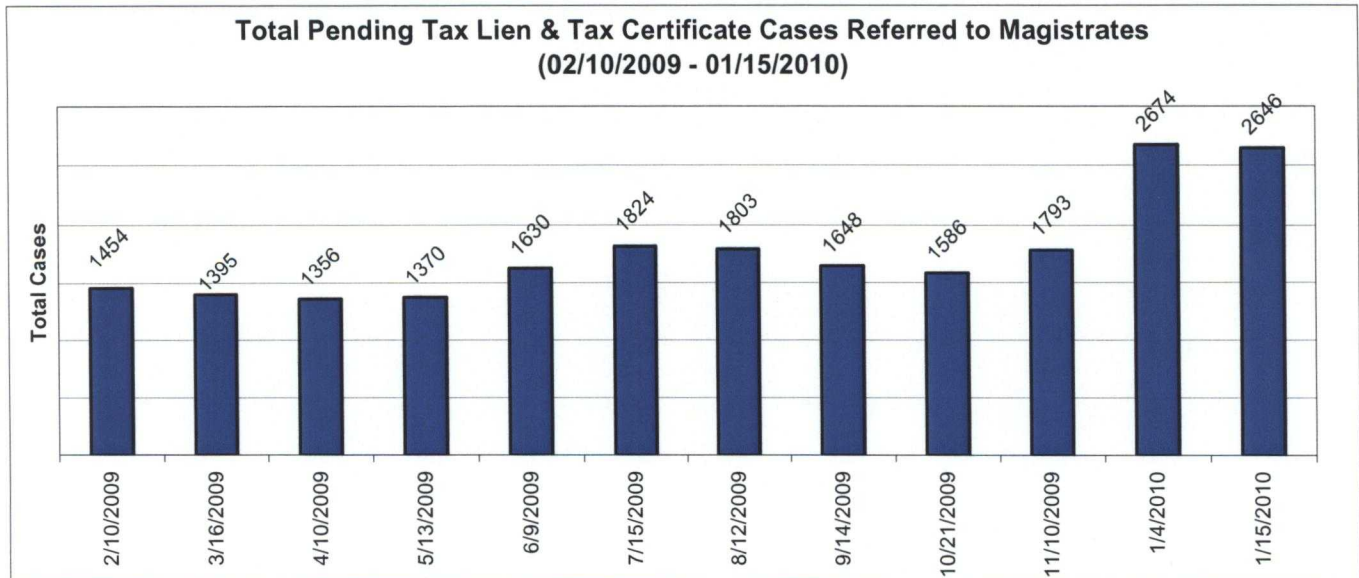
	As of:	2/12/2008	3/17/2008	4/10/2008	5/12/2008	6/16/2008	7/18/2008	8/13/2008	9/19/2008	10/14/2008	11/14/2008	12/8/2008	1/15/2009
Year													
1990		0	0	0	0	0	0	0	0	0	0	0	0
1991		0	0	0	0	0	0	0	0	0	0	0	0
1992		0	0	0	0	0	0	0	0	0	0	0	0
1993		0	0	0	0	0	0	0	0	0	0	0	0
1994		0	0	0	0	0	0	0	0	0	0	0	0
1995		0	0	0	0	0	0	0	0	0	0	0	0
1996		0	0	0	0	0	0	0	0	0	0	0	0
1997		0	0	0	0	0	0	0	0	0	0	0	0
1998		0	0	0	0	0	0	0	0	0	0	0	0
1999		0	0	0	0	0	0	0	0	0	0	0	0
2000		0	0	0	0	0	0	0	0	0	1	1	1
2001		5	4	4	4	4	4	4	3	4	3	3	2
2002		23	12	11	10	9	7	6	4	3	2	5	0
2003		26	17	14	13	8	5	3	1	0	0	0	1
2004		69	51	44	39	26	24	21	14	9	8	5	5
2005		159	104	87	73	52	42	35	22	17	10	10	9
2006		344	274	219	175	136	118	95	70	60	52	50	39
2007		791	654	532	424	350	304	262	211	193	150	131	88
2008		95	127	213	262	306	381	424	401	408	641	819	1305
<b>Total</b>		<b>1512</b>	<b>1243</b>	<b>1124</b>	<b>1000</b>	<b>891</b>	<b>885</b>	<b>850</b>	<b>726</b>	<b>694</b>	<b>867</b>	<b>1024</b>	<b>1450</b>



# CUYAHOGA COUNTY COMMON PLEAS COURT

## Total Pending Tax Lien & Certificate Cases Referred to Magistrates (B)

The following chart is a display of the number of pending tax Judicial Foreclosure cases referred to the Magistrates on specific dates. The table below shows the number of pending tax Judicial Foreclosure cases in each year since 1990.

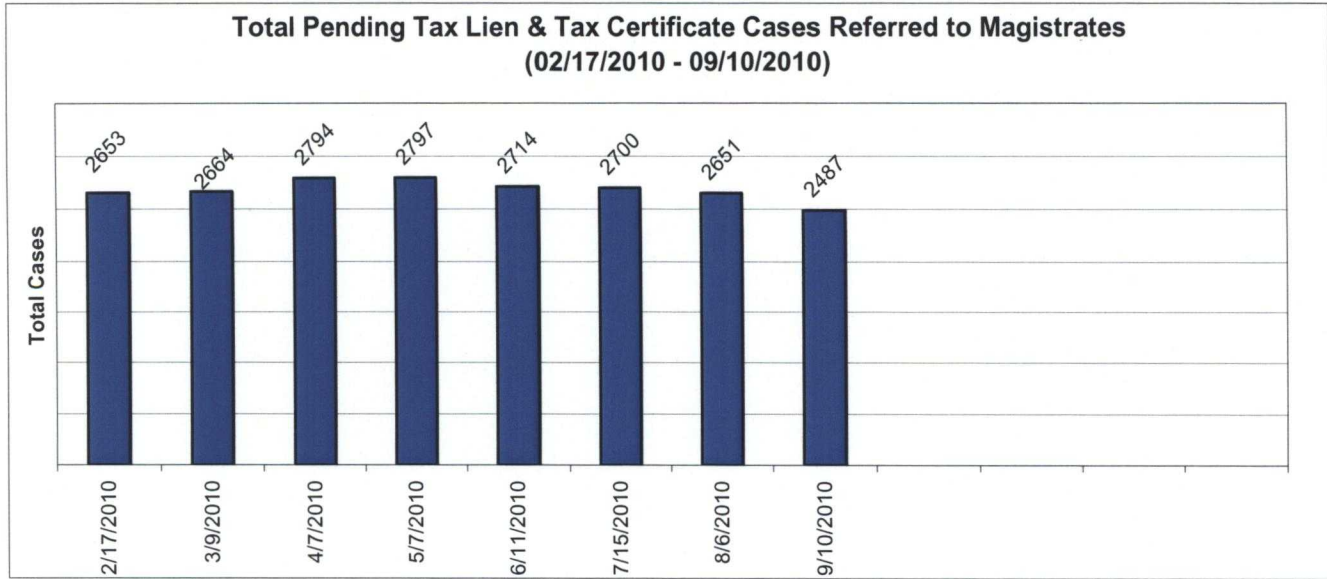


	As of:	2/10/2009	3/16/2009	4/10/2009	5/13/2009	6/9/2009	7/15/2009	8/12/2009	9/14/2009	10/21/2009	11/10/2009	1/4/2010	1/15/2010
<b>Year</b>													
1990		0	0	0	0	0	0	0	0	0	0	0	0
1991		0	0	0	0	0	0	0	0	0	0	0	0
1992		0	0	0	0	0	0	0	0	0	0	0	0
1993		0	0	0	0	0	0	0	0	0	0	0	0
1994		0	0	0	0	0	0	0	0	0	0	0	0
1995		0	0	0	0	0	0	0	0	0	0	0	0
1996		0	0	0	0	0	0	0	0	0	0	0	0
1997		0	0	0	0	0	0	0	0	0	0	0	0
1998		0	0	0	0	0	0	0	0	0	0	0	0
1999		0	0	0	0	0	0	0	0	0	0	0	0
2000		1	1	1	1	1	1	1	1	1	1	1	1
2001		2	1	1	1	1	1	1	1	1	1	1	1
2002		0	0	0	0	0	0	0	0	0	0	0	0
2003		1	2	2	1	1	1	1	1	1	1	1	1
2004		4	3	3	3	3	3	4	4	4	4	4	4
2005		8	4	3	3	3	3	3	2	2	2	2	2
2006		35	29	24	19	19	18	14	12	9	6	5	4
2007		77	60	45	39	36	30	24	23	16	14	13	13
2008		1244	1118	1027	922	839	697	586	464	369	318	251	228
2009		82	177	250	381	727	1070	1169	1140	1183	1446	2396	2369
2010													23
<b>Total</b>		<b>1454</b>	<b>1395</b>	<b>1356</b>	<b>1370</b>	<b>1630</b>	<b>1824</b>	<b>1803</b>	<b>1648</b>	<b>1586</b>	<b>1793</b>	<b>2674</b>	<b>2646</b>

# CUYAHOGA COUNTY COMMON PLEAS COURT

## Total Pending Tax Lien & Certificate Cases Referred to Magistrates (C)

The following chart is a display of the number of pending tax Judicial Foreclosure cases referred to the Magistrates on specific dates. The table below shows the number of pending tax Judicial Foreclosure cases in each year since 1990.



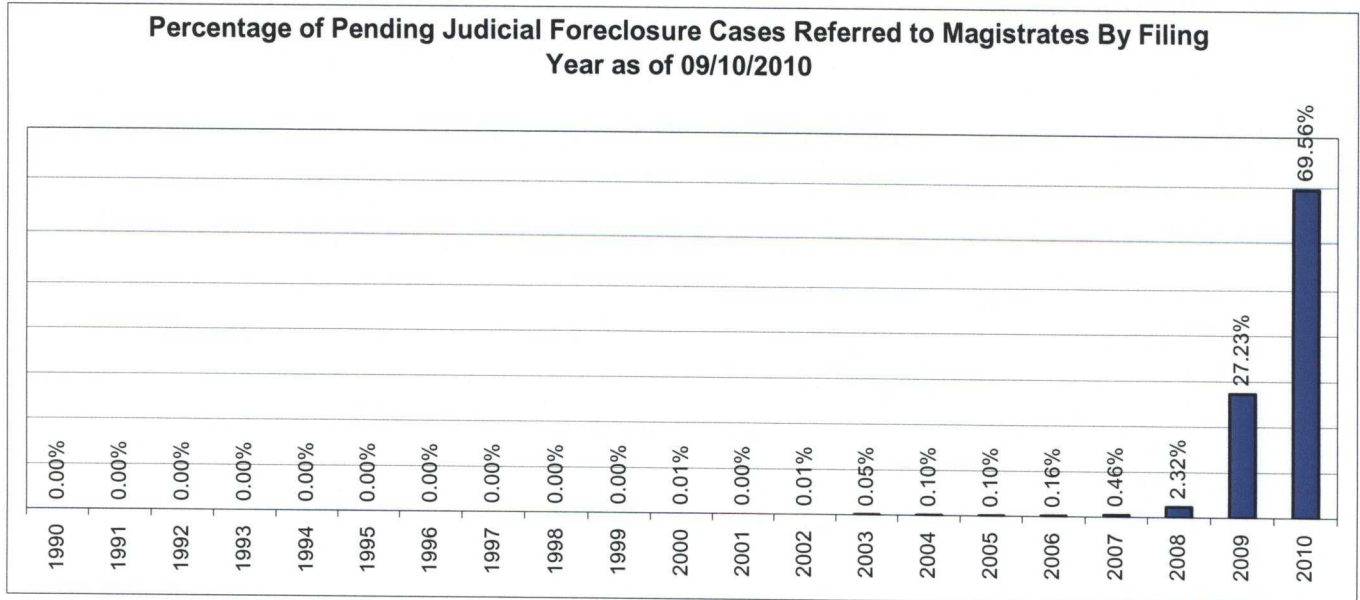
Year	As of: 2/17/2010	3/9/2010	4/7/2010	5/7/2010	6/11/2010	7/15/2010	8/6/2010	9/10/2010				
1990	0	0	0	0	0	0	0	0				
1991	0	0	0	0	0	0	0	0				
1992	0	0	0	0	0	0	0	0				
1993	0	0	0	0	0	0	0	0				
1994	0	0	0	0	0	0	0	0				
1995	0	0	0	0	0	0	0	0				
1996	0	0	0	0	0	0	0	0				
1997	0	0	0	0	0	0	0	0				
1998	0	0	0	0	0	0	0	0				
1999	0	0	0	0	0	0	0	0				
2000	1	1	1	1	1	1	1	1				
2001	1	1	1	0	0	0	0	0				
2002	0	0	0	1	0	0	0	0				
2003	1	1	1	1	1	1	1	0				
2004	4	3	3	3	3	3	3	3				
2005	2	2	2	2	1	2	2	2				
2006	3	3	3	4	2	4	4	4				
2007	12	10	10	11	10	8	8	8				
2008	186	156	133	107	91	82	77	63				
2009	2267	2145	2054	1924	1750	1558	1422	1246				
2010	176	342	586	743	855	1041	1133	1160				
<b>Total</b>	<b>2653</b>	<b>2664</b>	<b>2794</b>	<b>2797</b>	<b>2714</b>	<b>2700</b>	<b>2651</b>	<b>2487</b>				



# CUYAHOGA COUNTY COMMON PLEAS COURT

## Percentage of Pending Judicial Foreclosure Cases By Filing Year

The following chart is a representation of the total number of pending Judicial Foreclosure cases by filing year expressed as a percentage on a specific date. The table below is the supporting data for this chart.



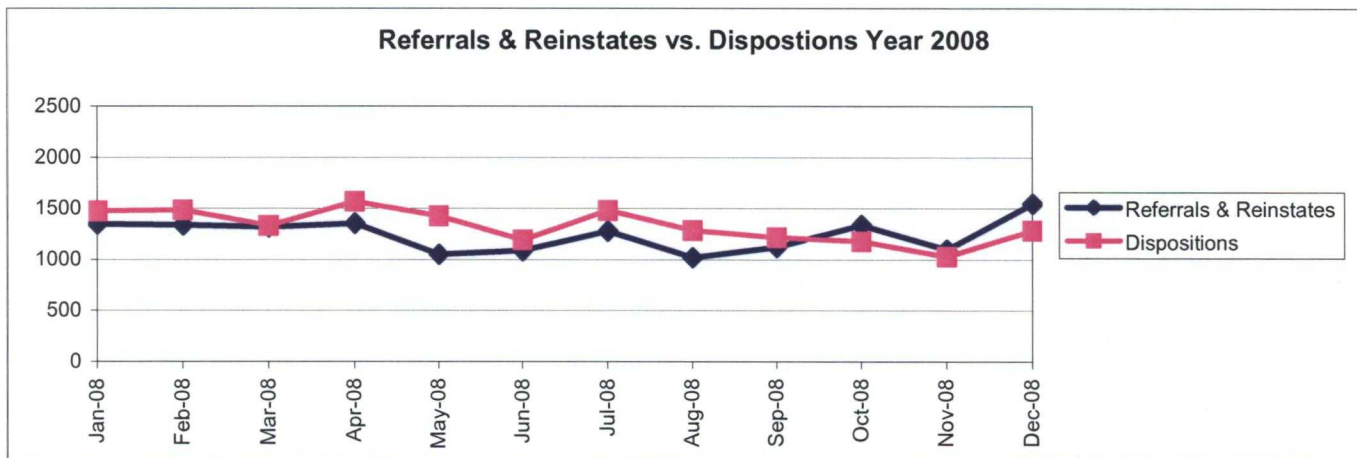
Year	As of:	9/10/2010	% of Total
1990		0	0.00%
1991		0	0.00%
1992		0	0.00%
1993		0	0.00%
1994		0	0.00%
1995		0	0.00%
1996		0	0.00%
1997		0	0.00%
1998		0	0.00%
1999		0	0.00%
2000		1	0.01%
2001		0	0.00%
2002		1	0.01%
2003		5	0.05%
2004		9	0.10%
2005		9	0.10%
2006		15	0.16%
2007		43	0.46%
2008		215	2.32%
2009		2527	27.23%
2010		6455	69.56%
<b>Total</b>		<b>9280</b>	<b>100.00%</b>



# CUYAHOGA COUNTY COMMON PLEAS COURT

## Judicial Foreclosure Clearance Rate Year 2008

The Clearance Rate is the number of outgoing cases as a percentage of the number of incoming cases. Clearance rate measures whether the court is keeping up with its incoming caseload. If cases are not disposed in a timely manner, a backlog of cases awaiting disposition will grow. A Clearance Rate of 100% indicates that at least as many cases as have been filed, reopened, or reactivated in a period have been disposed.

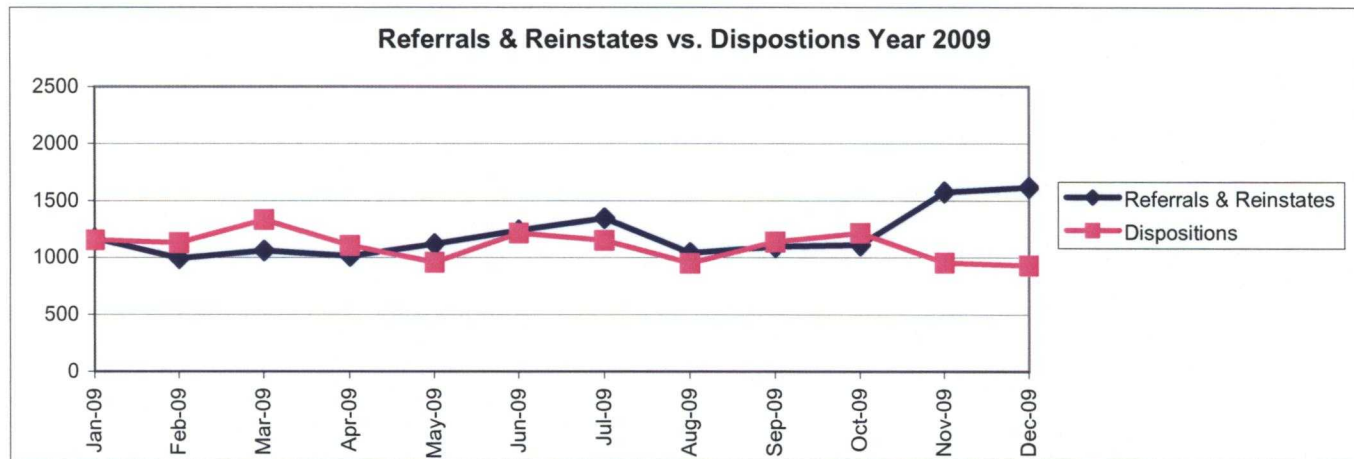


	Referrals & Reinstates	Dispositions	Clearance Rate
Jan-08	1346	1473	109%
Feb-08	1335	1483	111%
Mar-08	1317	1330	101%
Apr-08	1353	1567	116%
May-08	1048	1425	136%
Jun-08	1084	1188	110%
Jul-08	1276	1479	116%
Aug-08	1017	1283	126%
Sep-08	1121	1215	108%
Oct-08	1337	1177	88%
Nov-08	1093	1028	94%
Dec-08	1545	1282	83%
Avg	1239	1328	107%
Total	14872	15930	

# CUYAHOGA COUNTY COMMON PLEAS COURT

## Judicial Foreclosure Clearance Rate Year 2009

The Clearance Rate is the number of outgoing cases as a percentage of the number of incoming cases. Clearance rate measures whether the court is keeping up with its incoming caseload. If cases are not disposed in a timely manner, a backlog of cases awaiting disposition will grow. A Clearance Rate of 100% indicates that at least as many cases as have been filed, reopened, or reactivated in a period have been disposed.



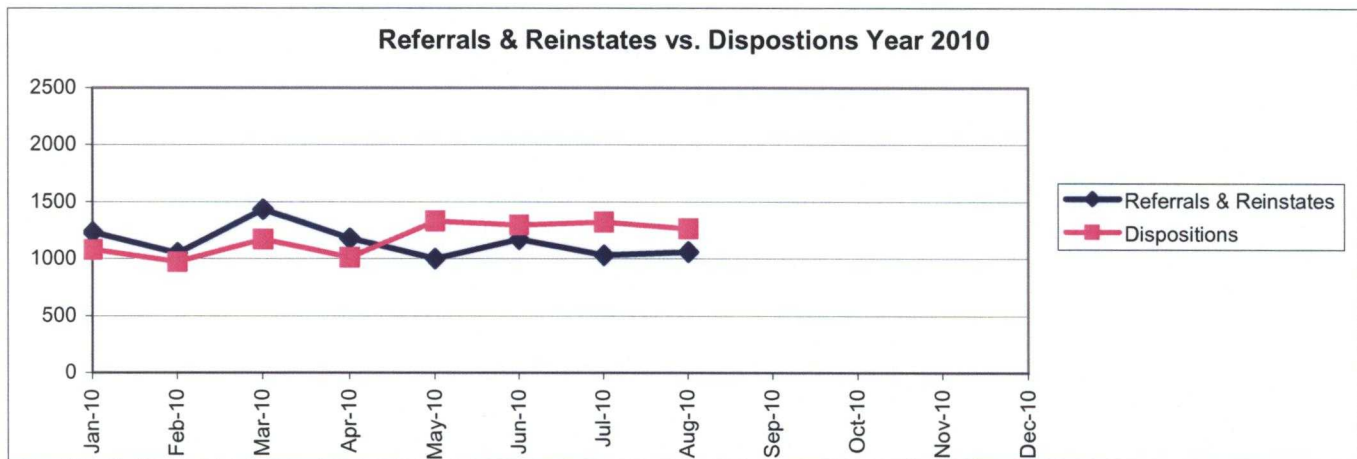
	Referrals & Reinstates	Dispositions	Clearance Rate
Jan-09	1167	1154	99%
Feb-09	991	1127	114%
Mar-09	1058	1331	126%
Apr-09	1010	1102	109%
May-09	1116	955	86%
Jun-09	1238	1214	98%
Jul-09	1345	1149	85%
Aug-09	1038	949	91%
Sep-09	1094	1136	104%
Oct-09	1108	1214	110%
Nov-09	1573	952	61%
Dec-09	1614	927	57%
Avg	1196	1101	92%
Total	14352	13210	



# CUYAHOGA COUNTY COMMON PLEAS COURT

## Judicial Foreclosure Clearance Rate Year 2010

The Clearance Rate is the number of outgoing cases as a percentage of the number of incoming cases. Clearance rate measures whether the court is keeping up with its incoming caseload. If cases are not disposed in a timely manner, a backlog of cases awaiting disposition will grow. A Clearance Rate of 100% indicates that at least as many cases as have been filed, reopened, or reactivated in a period have been disposed.



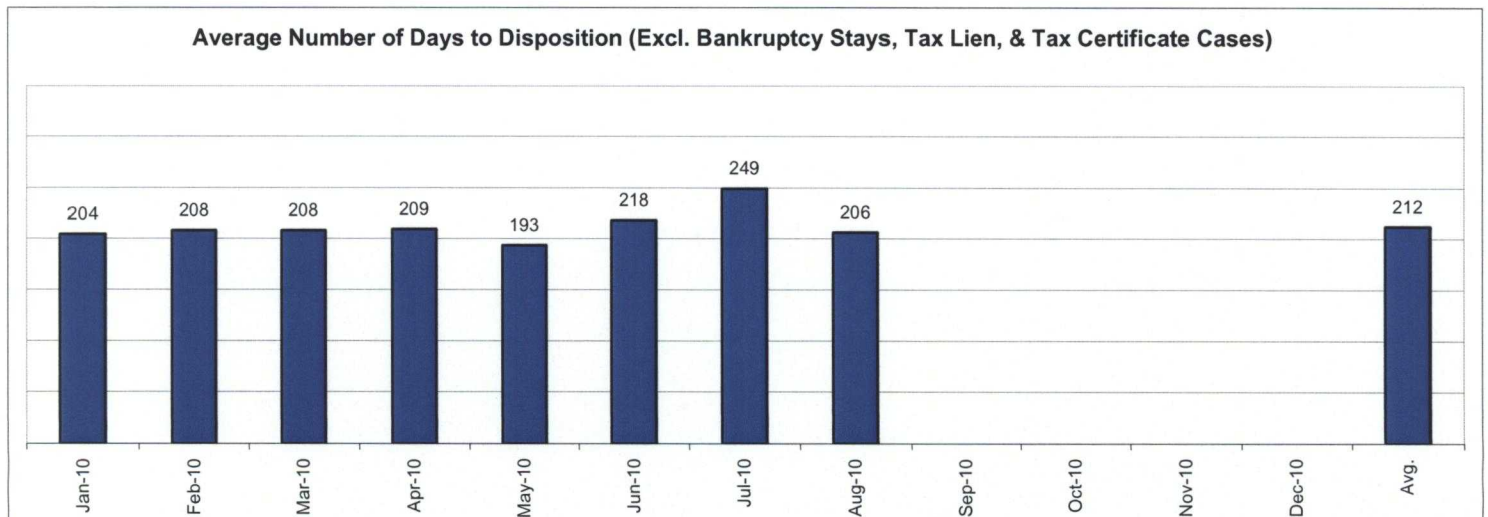
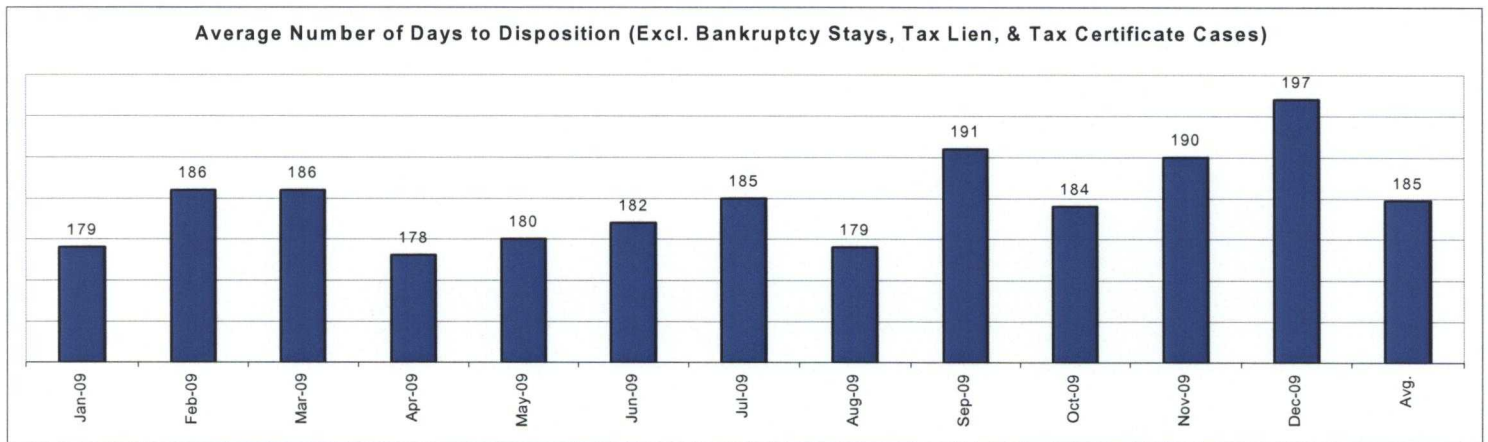
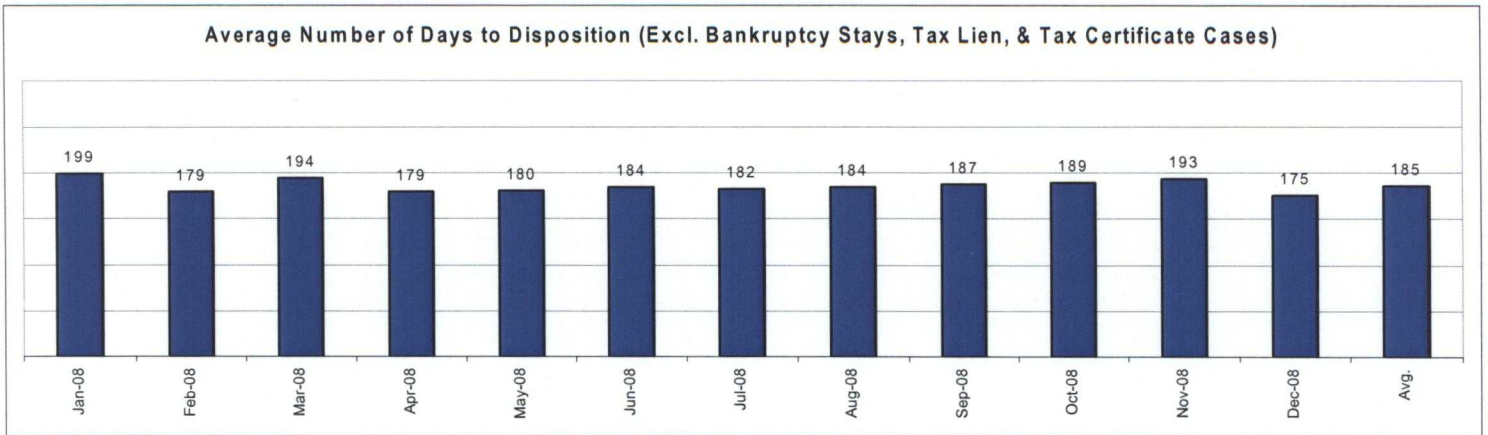
	Referrals & Reinstates	Dispositions	Clearance Rate
Jan-10	1231	1077	87%
Feb-10	1047	970	93%
Mar-10	1434	1170	82%
Apr-10	1177	1010	86%
May-10	999	1331	133%
Jun-10	1170	1295	111%
Jul-10	1029	1322	128%
Aug-10	1058	1262	119%
Sep-10			
Oct-10			
Nov-10			
Dec-10			
Avg	1143	1180	103%
Total	9145	9437	



# CUYAHOGA COUNTY COMMON PLEAS COURT

## Avg. Number of Days to Disp. (Excl. Bank. Stays & Tax Lien & Tax Cert.)

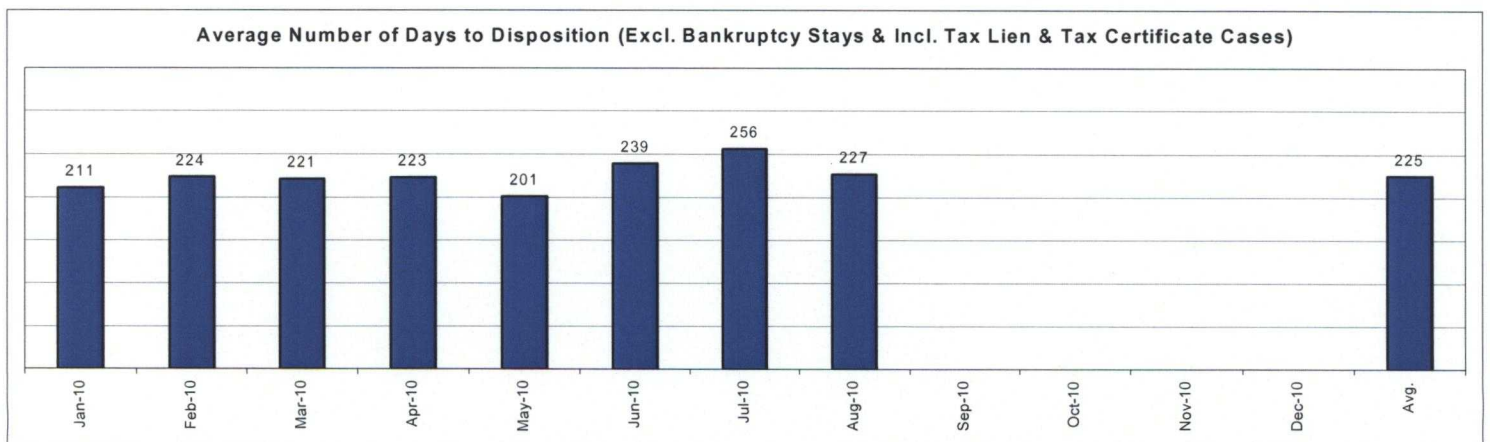
The average number of days to disposition is the number of days from filing to a final disposition entry being filed with the Clerk of Court. The data sample is based on all judicial foreclosure cases terminated by decree or dismissal (cases terminated by bankruptcy are not included) in a month. Each case is examined to determine the number of days between filing and termination with the periods that a case may have been in bankruptcy subtracted. Adding the total days of all of the cases minus bankruptcy periods and dividing by the total number of cases calculates the average. In the following chart, tax judicial foreclosure cases are excluded.



# CUYAHOGA COUNTY COMMON PLEAS COURT

## Avg. Number of Days to Disp. (Excl. Bank. Stays & Incl. Tax Lien & Tax Cert.)

The average number of days to disposition is the number of days from filing to a final disposition entry being filed with the Clerk of Court. The data sample is based on all Judicial Foreclosure cases terminated by decree or dismissal (cases terminated by bankruptcy are not included) in a month. Each case is examined to determine the number of days between filing and termination with the periods that a case may have been in bankruptcy subtracted. Adding the total days of all of the cases minus bankruptcy periods and dividing by the total number of cases calculates the average. In the following chart, all types of Judicial Foreclosure cases are included.





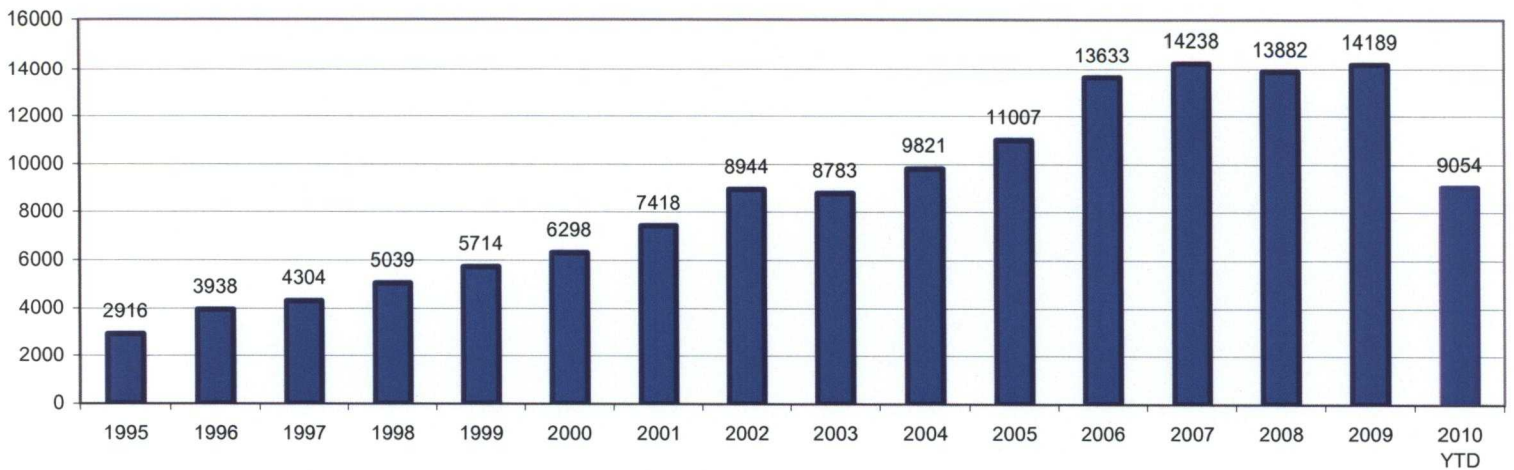
# CUYAHOGA COUNTY COMMON PLEAS COURT

## Total New Judicial Foreclosure Filings

The following charts are provided as a historical view of new judicial foreclosure filings.

1. Total New Judicial Foreclosure Filings from 1995 – 2010 by year
2. Total New Marsh of Lien/Quiet Title/Partition Filings from 2007 – 2010 by month
3. Total New Tax Lien & Tax Certificate Filings for 2008 – 2010 by month
4. Total New Judicial Foreclosure Filings from 2008 – 2010 by month

Total New Judicial Foreclosure Filings 1995 - 2010

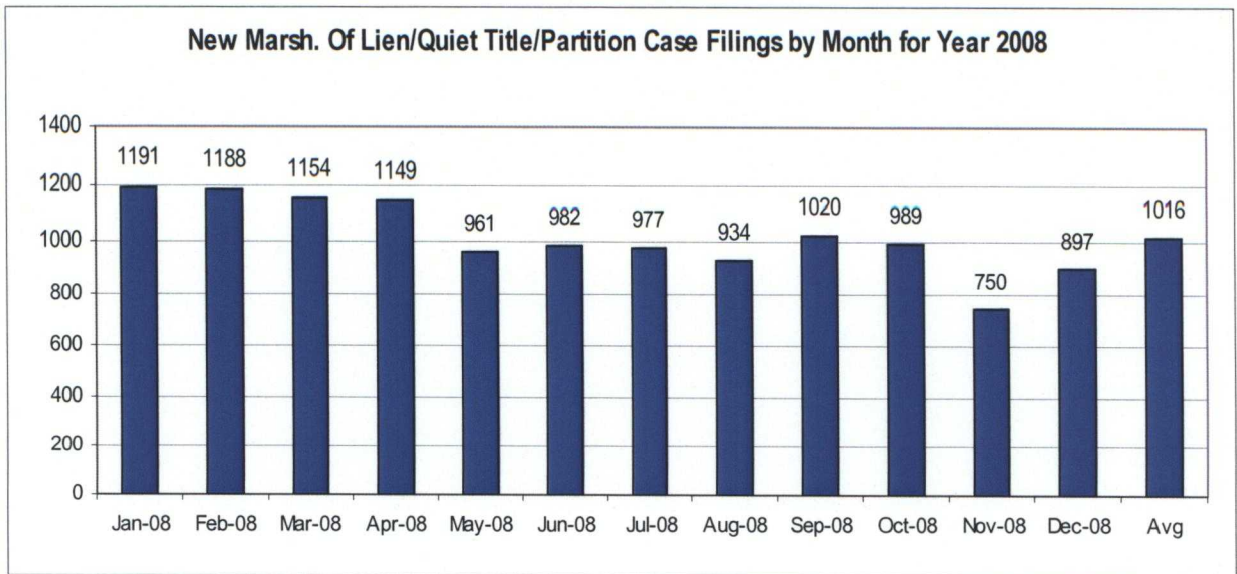




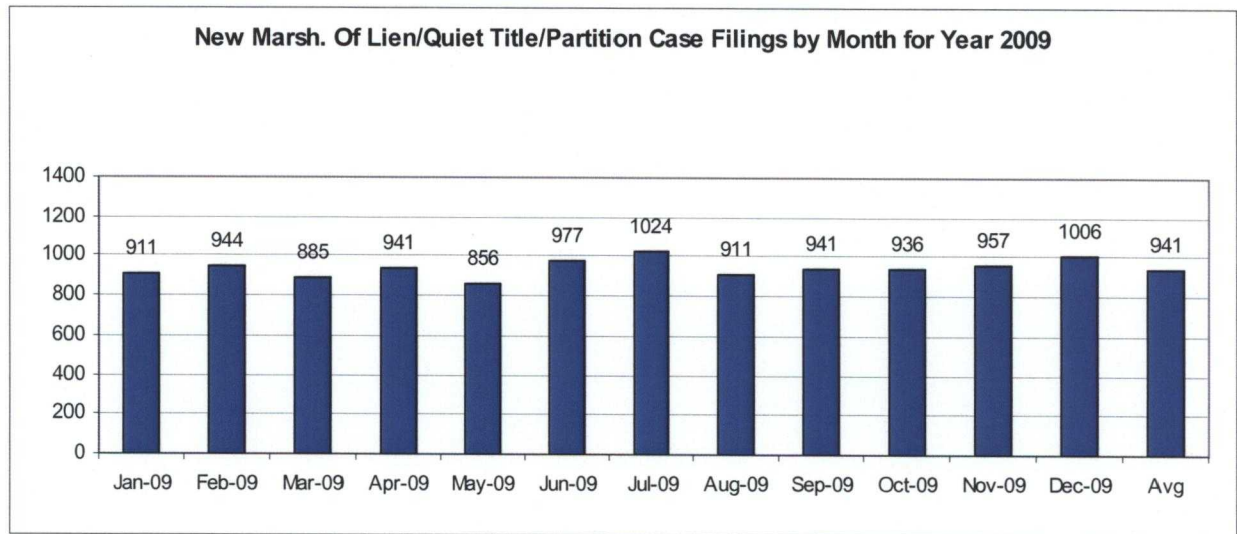
# CUYAHOGA COUNTY COMMON PLEAS COURT

## New Marsh. of Lien/Quiet Title/Partition Filings by Month for 2008 – 2010 YTD

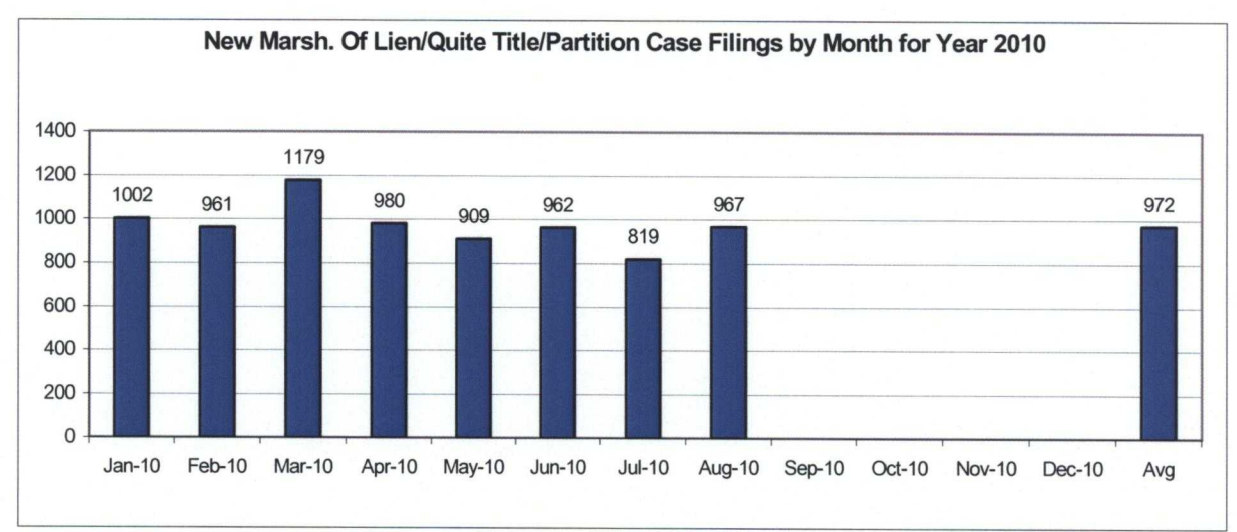
Month	# Filings
Jan-08	1191
Feb-08	1188
Mar-08	1154
Apr-08	1149
May-08	961
Jun-08	982
Jul-08	977
Aug-08	934
Sep-08	1020
Oct-08	989
Nov-08	750
Dec-08	897
Avg	1016
Total	12192



Month	# Filings
Jan-09	911
Feb-09	944
Mar-09	885
Apr-09	941
May-09	856
Jun-09	977
Jul-09	1024
Aug-09	911
Sep-09	941
Oct-09	936
Nov-09	957
Dec-09	1006
Avg	941
Total	11289



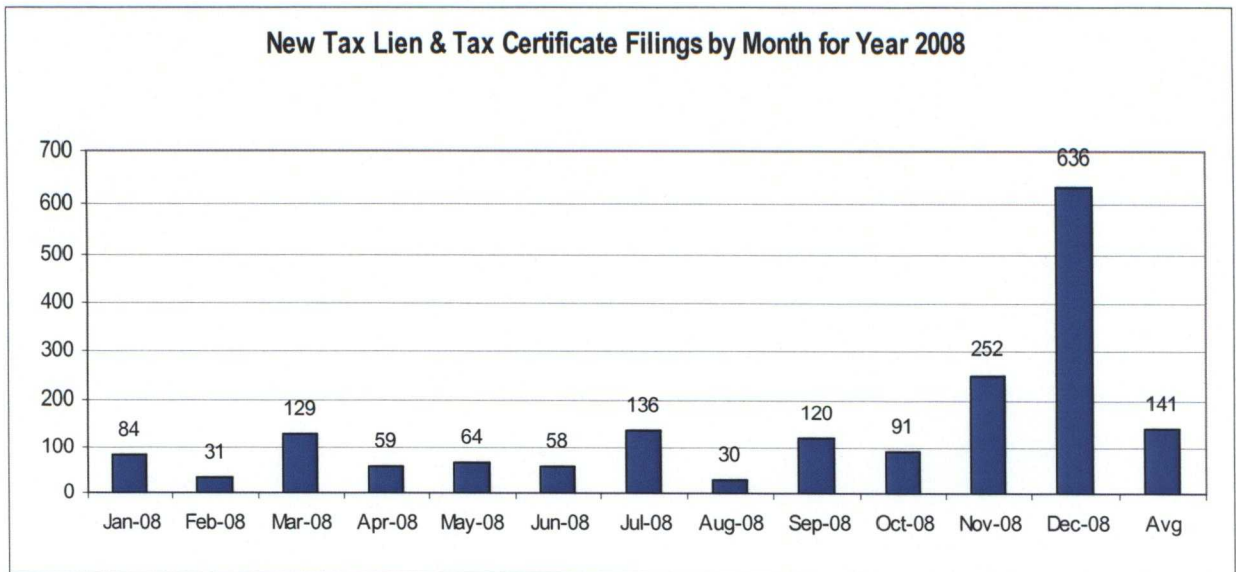
Month	# Filings
Jan-10	1002
Feb-10	961
Mar-10	1179
Apr-10	980
May-10	909
Jun-10	962
Jul-10	819
Aug-10	967
Sep-10	
Oct-10	
Nov-10	
Dec-10	
Avg	972
Total	7779



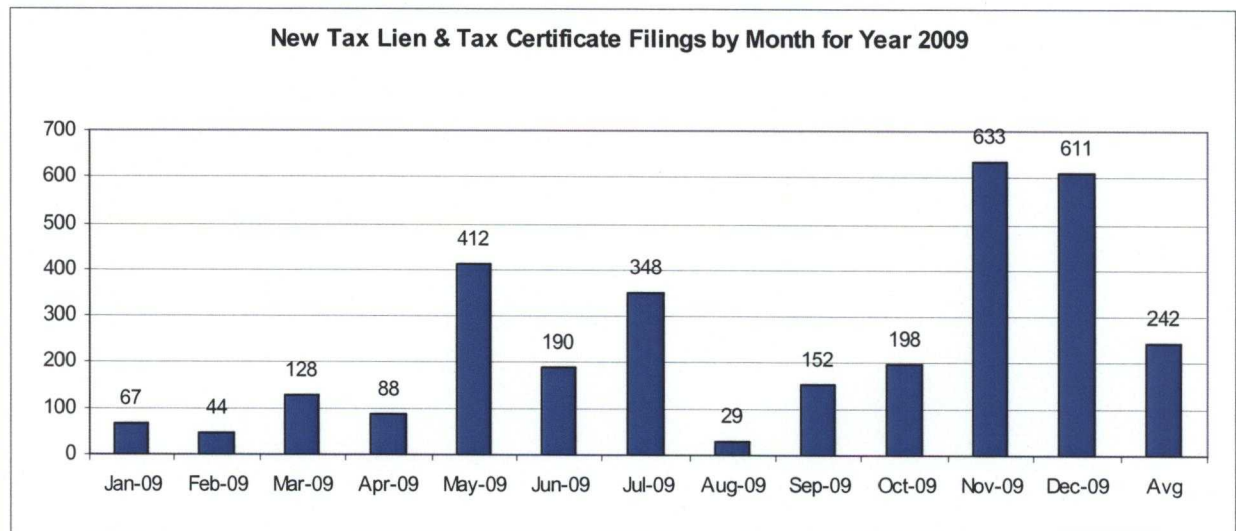
# CUYAHOGA COUNTY COMMON PLEAS COURT

## New Tax Lien & Certificate Filings by Month for Year 2008 – 2010 YTD

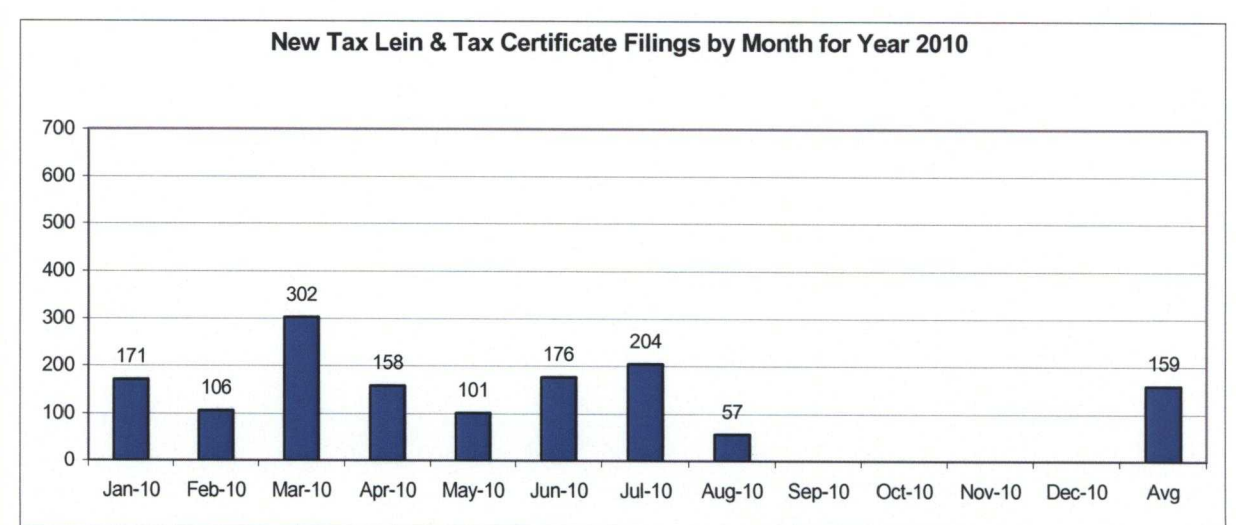
Month	# Filings
Jan-08	84
Feb-08	31
Mar-08	129
Apr-08	59
May-08	64
Jun-08	58
Jul-08	136
Aug-08	30
Sep-08	120
Oct-08	91
Nov-08	252
Dec-08	636
Avg	141
Total	1690



Month	# Filings
Jan-09	67
Feb-09	44
Mar-09	128
Apr-09	88
May-09	412
Jun-09	190
Jul-09	348
Aug-09	29
Sep-09	152
Oct-09	198
Nov-09	633
Dec-09	611
Avg	242
Total	2900



Month	# Filings
Jan-10	171
Feb-10	106
Mar-10	302
Apr-10	158
May-10	101
Jun-10	176
Jul-10	204
Aug-10	57
Sep-10	
Oct-10	
Nov-10	
Dec-10	
Avg	159
Total	1275

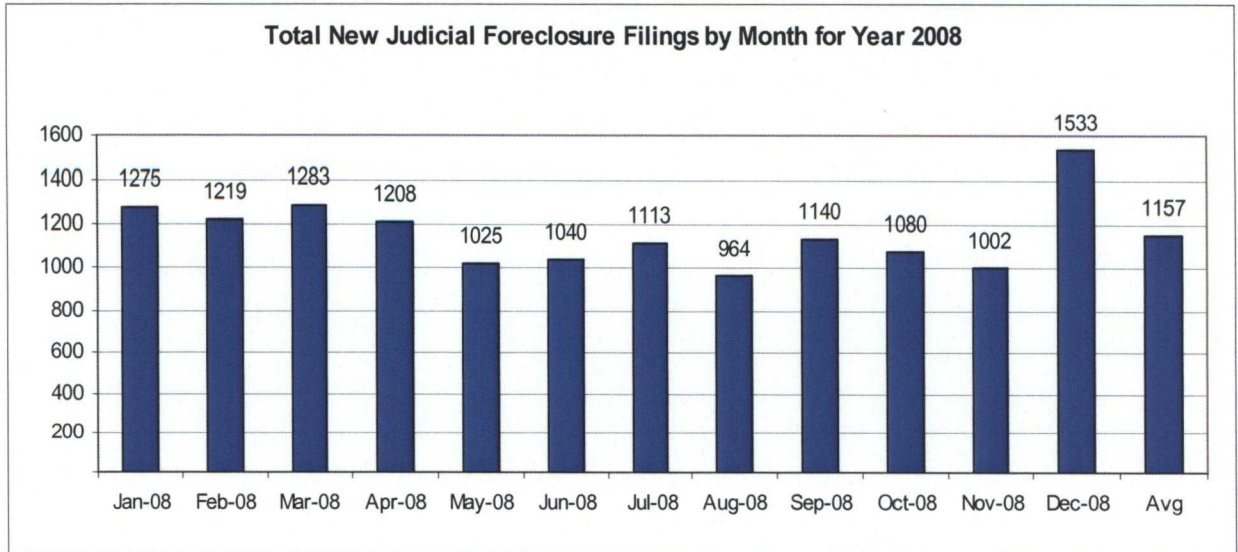




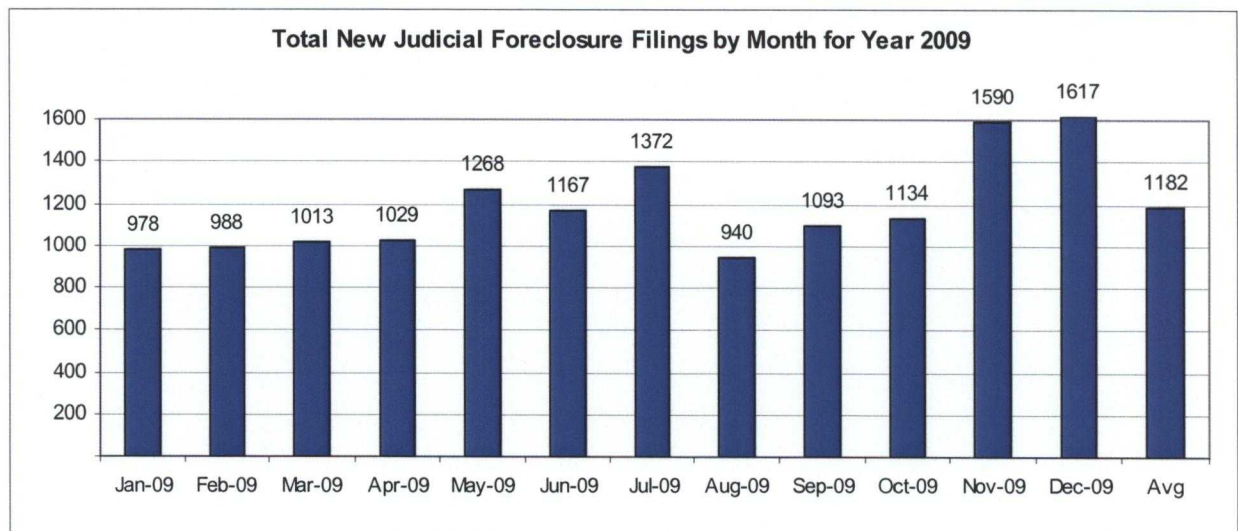
# CUYAHOGA COUNTY COMMON PLEAS COURT

## Total New Judicial Foreclosure Filings by Month for Year 2008 – 2010 YTD

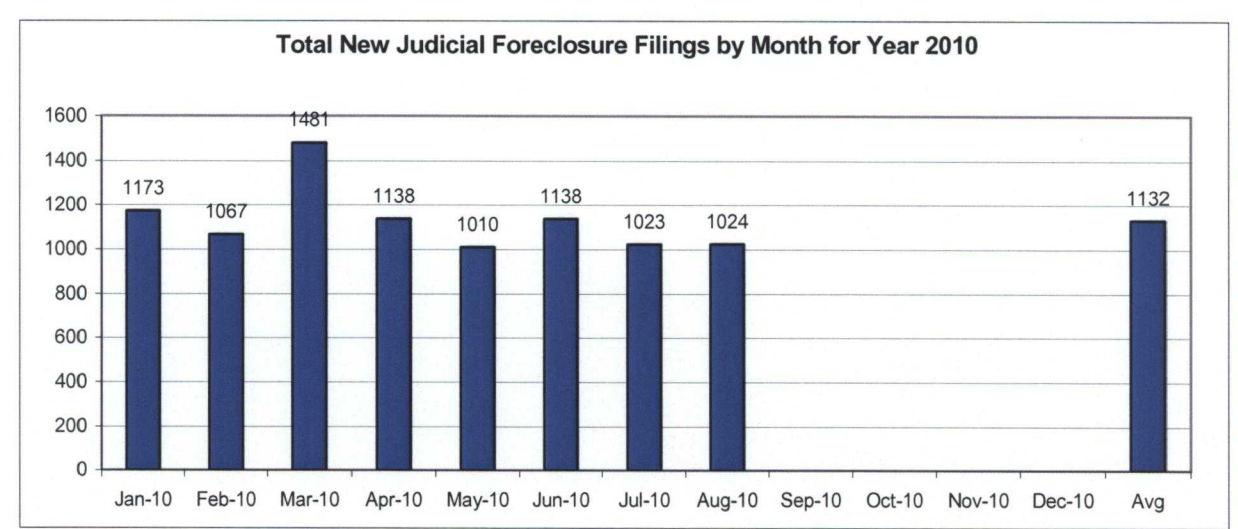
Month	# Filings
Jan-08	1275
Feb-08	1219
Mar-08	1283
Apr-08	1208
May-08	1025
Jun-08	1040
Jul-08	1113
Aug-08	964
Sep-08	1140
Oct-08	1080
Nov-08	1002
Dec-08	1533
Avg	1157
Total	13882



Month	# Filings
Jan-09	978
Feb-09	988
Mar-09	1013
Apr-09	1029
May-09	1268
Jun-09	1167
Jul-09	1372
Aug-09	940
Sep-09	1093
Oct-09	1134
Nov-09	1590
Dec-09	1617
Avg	1182
Total	14189



Month	# Filings
Jan-10	1173
Feb-10	1067
Mar-10	1481
Apr-10	1138
May-10	1010
Jun-10	1138
Jul-10	1023
Aug-10	1024
Sep-10	
Oct-10	
Nov-10	
Dec-10	
Avg	1132
Total	9054





# CUYAHOGA COUNTY COMMON PLEAS COURT

## Magistrate's Monthly Reports

The Magistrates' Monthly Report consists of 5 reports. Below is a description of each.

### **Magistrate's Monthly Supplemental Journal Entry Report (R415)**

Retrieves total number of supplemental entries and Decrees of Confirmation of Sheriff's sale created during a specific period. A supplemental entry is any journal created by a magistrate, which does not close out a case. For example, any magistrate's order (MG) setting a hearing, any journal entry (JE) ruling on a motion, journals confirming Sheriff's sales, etc.).

### **Magistrate's Full Disposition Count by Magistrate Report (R413)**

Retrieves total number of cases disposed of during a specific period. The dispositions are grouped by Magistrate and then broken down by the type of disposition (i. e. Default, Dismissed with Prejudice, Dismissed without Prejudice, etc.) This report can be printed three different ways. Including tax cases (Full Dispositions), excluding tax cases (Non-Tax Dispositions), and Tax cases only (Tax Dispositions).

### **Magistrate's Monthly Cases Referred/Reinstated Report (R418)**

Retrieves newly filed cases referred to the Magistrates Dept. and cases previously disposed by the Magistrates Dept. that are reinstated and re-referred to the magistrates. The cases are separated by Tax (filing code 1465; Tax Judicial Foreclosure & 1466; Tax Certificate Judicial Foreclosure) and Non-Tax (1460; Judicial Foreclosure Marsh. Of Lien, 1480; Partition, 1470; Quiet Title, misc. (i. e. 1391; Contract Other, etc.).

### **Magistrate's Monthly Hearing Totals Report (R3146)**

Retrieves total number of hearings held during one month. The hearings are grouped by Magistrate and then broken down by what type hearing was held (i. e. Default, Pretrial, etc.).

### **Magistrate's Monthly Case Load Report (R3147)**

Retrieves individual caseload totals for individual magistrates during a specific period. The cases are grouped by magistrate and then broken down by case type (i. e. tax judicial foreclosure, tax certificate judicial foreclosure and non-tax judicial foreclosure).

CUYAHOGA COUNTY COURT OF COMMON PLEAS

DATE: 09/10/2010  
TIME: 8:44 AM

OFFICE OF THE MAGISTRATES  
MAGISTRATE'S MONTHLY SUPPLEMENTALS BY CASE  
REPORTING PERIOD: AUGUST 2010

PAGE: 1  
CMSR415D

---

**SUPPLEMENTALS**

AUGUSTYN	320
BAKER	466
BUCHA	389
CUTHBERT	472
DYKE	285
GAUNTNER	560
GONZALEZ	289
HIPPLEY	338
JACKSON	424
KLEIN	404
LUCAS	382
OLSZTYN	413
VOZAR	405
WEISS	526
UNACCOUNTED FOR	0

**TOTAL** 5673

**CONFIRMATIONS**

**TOTAL** 496



CUYAHOGA COUNTY COURT OF COMMON PLEAS

OFFICE OF THE MAGISTRATES

Full Disposition Count by Magistrate

REPORTING PERIOD: FROM 08/01/2010 TO 08/31/2010

DATE: 09/10/2010

TIME: 8:46 AM

PAGE: 1

CMSR413

MagID	Dispose Type	Tax Cert.	Tax Treas.	Total
KCA	Bank	0	0	3
	Def	0	0	60
	Dism	0	0	16
	Ref. Vacate	0	0	0
	Court Trial	0	0	0
	Other	0	0	15
	<b>MAG'S TOTAL</b>	<b>0</b>	<b>0</b>	<b>94</b>

Decrees	730
Defaults	477
Other	253
Court Trial	0
Dismissals	452
Bankruptcy	80
Ref. Vacated	0
<b>Grand Total</b>	<b>1262</b>

GDB	Bank	0	0	4
	Def	0	0	47
	Dism	1	0	33
	Ref. Vacate	0	0	0
	Court Trial	0	0	0
	Other	0	0	14
	<b>MAG'S TOTAL</b>	<b>1</b>	<b>0</b>	<b>98</b>

SMB	Bank	0	0	2
	Def	0	0	27
	Dism	0	0	21
	Ref. Vacate	0	0	0
	Court Trial	0	0	0
	Other	0	0	4
	<b>MAG'S TOTAL</b>	<b>0</b>	<b>0</b>	<b>54</b>

ARC	Bank	0	0	8
	Def	0	0	48
	Dism	0	0	39
	Ref. Vacate	0	0	0
	Court Trial	0	0	0
	Other	0	0	9
	<b>MAG'S TOTAL</b>	<b>0</b>	<b>0</b>	<b>104</b>

JTD	Bank	0	0	7
	Def	0	0	46
	Dism	2	3	35
	Ref. Vacate	0	0	0
	Court Trial	0	0	0
	Other	0	3	12
	<b>MAG'S TOTAL</b>	<b>2</b>	<b>6</b>	<b>100</b>

TMG	Bank	0	0	9
	Def	0	0	28
	Dism	0	0	36
	Ref. Vacate	0	0	0
	Court Trial	0	0	0
	Other	0	0	10
	<b>MAG'S TOTAL</b>	<b>0</b>	<b>0</b>	<b>83</b>

TG	Bank	0	0	7
	Def	0	0	26
	Dism	0	0	28
	Ref. Vacate	0	0	0
	Court Trial	0	0	0
	Other	0	0	8
	<b>MAG'S TOTAL</b>	<b>0</b>	<b>0</b>	<b>69</b>

KH	Bank	0	0	10
	Def	0	0	37
	Dism	0	0	32



CUYAHOGA COUNTY COURT OF COMMON PLEAS

OFFICE OF THE MAGISTRATES

Full Disposition Count by Magistrate

REPORTING PERIOD: FROM 08/01/2010 TO 08/31/2010

DATE: 09/10/2010

TIME: 8:46 AM

PAGE: 2

CMSR413

MagID	Dispose Type	Tax Cert.	Tax Treas.	Total
	Ref. Vacate	0	0	0
	Court Trial	0	0	0
	Other	0	0	6
	<b>MAG'S TOTAL</b>	<b>0</b>	<b>0</b>	<b>85</b>

JLJ	Bank	0	0	8
	Def	0	0	46
	Dism	0	0	36
	Ref. Vacate	0	0	0
	Court Trial	0	0	0
	Other	0	0	10
	<b>MAG'S TOTAL</b>	<b>0</b>	<b>0</b>	<b>100</b>

MK	Bank	0	0	4
	Def	0	0	46
	Dism	0	0	39
	Ref. Vacate	0	0	0
	Court Trial	0	0	0
	Other	0	0	5
	<b>MAG'S TOTAL</b>	<b>0</b>	<b>0</b>	<b>94</b>

PL	Bank	0	2	2
	Def	4	0	4
	Dism	5	7	12
	Ref. Vacate	0	0	0
	Court Trial	0	0	0
	Other	0	68	68
	<b>MAG'S TOTAL</b>	<b>9</b>	<b>77</b>	<b>86</b>

CEO	Bank	0	0	6
	Def	0	0	38
	Dism	0	0	39
	Ref. Vacate	0	0	0
	Court Trial	0	0	0
	Other	0	0	11
	<b>MAG'S TOTAL</b>	<b>0</b>	<b>0</b>	<b>94</b>

TJV	Bank	0	0	6
	Def	0	0	18
	Dism	1	0	27
	Ref. Vacate	0	0	0
	Court Trial	0	0	0
	Other	0	0	5
	<b>MAG'S TOTAL</b>	<b>1</b>	<b>0</b>	<b>56</b>

CW	Bank	0	4	4
	Def	5	1	6
	Dism	47	11	59
	Ref. Vacate	0	0	0
	Court Trial	0	0	0
	Other	0	76	76
	<b>MAG'S TOTAL</b>	<b>52</b>	<b>92</b>	<b>145</b>



**CUYAHOGA COUNTY COURT OF COMMON PLEAS**

DATE: 09/10/2010  
 TIME: 08:47 AM

OFFICE OF THE MAGISTRATES  
 MAGISTRATE'S MONTHLY REF/REIN CASES  
 FROM 08/01/2010 TO 08/31/2010

CMSR418

MAGISTRATE	NEW REFERRALS				REINSTATED			
	Tax Treas.	Tax Cert.	Non-Tax	Total	Tax Treas.	Tax Cert.	Non-Tax	Total
<u>AUGUSTYN/KEVIN/C</u>	0	0	58	58	0	0	4	4
<u>BAKER/GAIL/D</u>	0	0	77	77	0	0	8	8
<u>BUCHA/STEPHEN/M</u>	0	0	55	55	0	0	3	3
<u>CUTHBERT/AMY/R</u>	0	0	80	80	0	0	5	5
<u>DYKE/JOHN/T</u>	2	0	79	81	0	0	4	4
<u>GAUNTNER/TIMOTHY/M</u>	0	0	90	90	0	0	5	5
<u>GONZALEZ/TRACEY/</u>	0	0	86	86	0	0	9	9
<u>HIPPLEY/KEVIN/</u>	0	0	80	80	0	0	9	9
<u>JACKSON/JIM/L</u>	0	0	75	75	0	0	4	4
<u>KLEIN/MONICA/</u>	0	0	71	71	0	0	7	7
<u>LUCAS/PAUL/</u>	29	0	0	29	0	0	0	0
<u>OLSZTYN/CHRISTOPHER/E</u>	0	0	93	93	0	0	8	8
<u>VOZAR/THOMAS/J</u>	1	0	56	57	0	0	13	13
<u>WEISS/CAROL/</u>	28	9	1	38	1	8	0	9
<b><u>TOTAL</u></b>	60	9	901	970	1	8	79	88
<b><u>COMBINED TOTAL</u></b>	1058							



**CUYAHOGA COUNTY COURT OF COMMON PLEAS**

**OFFICE OF THE MAGISTRATES**

**MAG MONTHLY HEARING TOTALS**

Reporting Period: August 2010

DATE: 09/10/2010  
TIME: 08:47 AM

PAGE: 1  
CMSR3146

Monthly Hearing Total    1,099

AUGUSTYN  
 Default Hearings            46  
 Tax Hearings                 0  
 Pretrials                      17  


---

 TOTAL:                        63

BAKER  
 Default Hearings            76  
 Tax Hearings                 0  
 Pretrials                      7  


---

 TOTAL:                        83

BUCHA  
 Default Hearings            52  
 Tax Hearings                 5  
 Pretrials                      27  


---

 TOTAL:                        84

CUTHBERT  
 Default Hearings            65  
 Tax Hearings                 0  
 Pretrials                      12  


---

 TOTAL:                        77

DYKE  
 Default Hearings            35  
 Tax Hearings                 0  
 Pretrials                      4  


---

 TOTAL:                        39

GAUNTNER  
 Default Hearings            72  
 Tax Hearings                 0  
 Pretrials                      34  


---

 TOTAL:                        106

GONZALEZ  
 Default Hearings            59  
 Tax Hearings                 0  
 Pretrials                      6  


---

 TOTAL:                        65

HIPPLEY  
 Default Hearings            63  
 Tax Hearings                 0  
 Pretrials                      3  


---

 TOTAL:                        66

JACKSON  
 Default Hearings            79  
 Tax Hearings                 0  
 Pretrials                      11  


---

 TOTAL:                        90

KLEIN  
 Default Hearings            44  
 Tax Hearings                 0  
 Pretrials                      8



CUYAHOGA COUNTY COURT OF COMMON PLEAS

OFFICE OF THE MAGISTRATES  
MAG MONTHLY HEARING TOTALS

DATE: 09/10/2010  
TIME: 08:47 AM

Reporting Period: August 2010

PAGE: 2  
CMSR3146

---

TOTAL:	52
LUCAS	
Default Hearings	1
Tax Hearings	90
Pretrials	20
<hr/>	
TOTAL:	111
OLSZTYN	
Default Hearings	71
Tax Hearings	0
Pretrials	9
<hr/>	
TOTAL:	80
VOZAR	
Default Hearings	62
Tax Hearings	2
Pretrials	13
<hr/>	
TOTAL:	77
WEISS	
Default Hearings	0
Tax Hearings	97
Pretrials	9
<hr/>	
TOTAL:	106

**CUYAHOGA COUNTY COURT OF COMMON PLEAS**

DATE: 09/10/2010  
 TIME: 8:48 AM

Office of the Magistrates  
 Magistrate's Monthly Case Load  
 MONTH: AUGUST 2010

PAGE: 1  
 CMSR3147

Magistrate Name	Non Tax Total	Tax Cert.	Tax Treas.	Total Tax	Total Cases
AUGUSTYN	322	0	0	0	322
BAKER	564	0	0	0	564
BUCHA	433	5	12	17	450
CUTHBERT	608	0	0	0	608
DYKE	429	1	32	33	462
GAUNTNER	591	0	0	0	591
GONZALEZ	656	0	0	0	656
HIPPLEY	735	1	0	1	736
JACKSON	622	0	0	0	622
KLEIN	553	0	0	0	553
LUCAS	5	389	929	1318	1323
OLSZTYN	588	0	0	0	588
VOZAR	541	22	39	61	602
WEISS	2	303	784	1087	1089
<b>Non Tax Total:</b>	<b>6649</b>	<b>Cert.Tax Total: 721</b>	<b>Tax Treas. Total: 1796</b>	<b>Total Tax: 2517</b>	<b>Total Cases: 9166</b>

# CUYAHOGA COUNTY COMMON PLEAS COURT

## Report CMSR1062 - Judicial Foreclosure Statistics by Judge

Report CMSR1062 provides a list of judicial foreclosure case activity for each Judge. The report identifies how many cases were pending at the beginning of the period. The new cases filed and cases that were transferred in or reactivated are added to the number pending at the beginning of the period. It then shows the type and number of terminations for the period. The total terminations are subtracted from the total pending which provides the pending at the end of the period.



**CUYAHOGA COUNTY COURT OF COMMON PLEAS**

DATE: 09/10/2010  
TIME: 08:56 AM

Foreclosure Statistics by Judge  
Reporting Period: August 2010

PAGE: 1  
CMSR1062

**Judge**

<b>AMBROSE, DICK</b>							
	Pending at Beg of Period		New Cases Filed		Cases Transferred In / Reactivated		Total
	262		25		7		294
Terminations							
	Bankruptcy	Default	RefVacated	Court Trial	Dismiss	Other	Total
	4	7	0	0	13	10	34
	Total Pending at End of Period						260
<b>BURNSIDE, JANET R</b>							
	Pending at Beg of Period		New Cases Filed		Cases Transferred In / Reactivated		Total
	320		29		5		354
Terminations							
	Bankruptcy	Default	RefVacated	Court Trial	Dismiss	Other	Total
	3	22	0	0	17	12	54
	Total Pending at End of Period						300
<b>CALABRESE, DEENA R</b>							
	Pending at Beg of Period		New Cases Filed		Cases Transferred In / Reactivated		Total
	294		32		3		329
Terminations							
	Bankruptcy	Default	RefVacated	Court Trial	Dismiss	Other	Total
	2	18	0	0	20	6	46
	Total Pending at End of Period						283
<b>CORRIGAN, BRIAN J</b>							
	Pending at Beg of Period		New Cases Filed		Cases Transferred In / Reactivated		Total
	252		36		3		291
Terminations							
	Bankruptcy	Default	RefVacated	Court Trial	Dismiss	Other	Total
	3	0	0	0	11	7	21
	Total Pending at End of Period						270
<b>CORRIGAN, PETER J</b>							
	Pending at Beg of Period		New Cases Filed		Cases Transferred In / Reactivated		Total
	282		33		6		321
Terminations							
	Bankruptcy	Default	RefVacated	Court Trial	Dismiss	Other	Total
	0	18	0	0	18	12	48
	Total Pending at End of Period						273
<b>DONNELLY, MICHAEL P</b>							
	Pending at Beg of Period		New Cases Filed		Cases Transferred In / Reactivated		Total
	330		34		4		368
Terminations							
	Bankruptcy	Default	RefVacated	Court Trial	Dismiss	Other	Total
	2	7	0	0	13	9	31
	Total Pending at End of Period						337
<b>FRIEDLAND, CAROLYN B</b>							
	Pending at Beg of Period		New Cases Filed		Cases Transferred In / Reactivated		Total
	256		37		5		298
Terminations							
	Bankruptcy	Default	RefVacated	Court Trial	Dismiss	Other	Total
	1	11	0	0	13	11	36
	Total Pending at End of Period						262
<b>FRIEDMAN, STUART A</b>							



# CUYAHOGA COUNTY COURT OF COMMON PLEAS

DATE: 09/10/2010  
TIME: 08:56 AM

Foreclosure Statistics by Judge  
Reporting Period: August 2010

PAGE: 2  
CMSR1062

**Judge**

Pending at Beg of Period		New Cases Filed		Cases Transferred In / Reactivated			Total
325		24		6			355
Terminations	Bankruptcy	Default	RefVacated	Court Trial	Dismiss	Other	Total
	2	9	0	0	19	10	40
Total Pending at End of Period							315
Pending at Beg of Period		New Cases Filed		Cases Transferred In / Reactivated			Total
207		12		4			223
Terminations	Bankruptcy	Default	RefVacated	Court Trial	Dismiss	Other	Total
	4	8	0	0	6	3	21
Total Pending at End of Period							202
Pending at Beg of Period		New Cases Filed		Cases Transferred In / Reactivated			Total
210		29		0			239
Terminations	Bankruptcy	Default	RefVacated	Court Trial	Dismiss	Other	Total
	0	22	0	0	17	9	48
Total Pending at End of Period							191
Pending at Beg of Period		New Cases Filed		Cases Transferred In / Reactivated			Total
282		29		34			345
Terminations	Bankruptcy	Default	RefVacated	Court Trial	Dismiss	Other	Total
	2	13	0	0	15	17	47
Total Pending at End of Period							298
Pending at Beg of Period		New Cases Filed		Cases Transferred In / Reactivated			Total
280		34		9			323
Terminations	Bankruptcy	Default	RefVacated	Court Trial	Dismiss	Other	Total
	2	16	0	0	16	13	47
Total Pending at End of Period							276
Pending at Beg of Period		New Cases Filed		Cases Transferred In / Reactivated			Total
316		37		9			362
Terminations	Bankruptcy	Default	RefVacated	Court Trial	Dismiss	Other	Total
	1	6	0	0	15	11	33
Total Pending at End of Period							329
Pending at Beg of Period		New Cases Filed		Cases Transferred In / Reactivated			Total
291		31		3			325
Terminations	Bankruptcy	Default	RefVacated	Court Trial	Dismiss	Other	Total
	3	18	0	0	15	16	52
Total Pending at End of Period							273

MATIA, DAVID T



# CUYAHOGA COUNTY COURT OF COMMON PLEAS

DATE: 09/10/2010  
TIME: 08:56 AM

Foreclosure Statistics by Judge  
Reporting Period: August 2010

PAGE: 3  
CMSR1062

**Judge**

Judge	Pending at Beg of Period	New Cases Filed			Cases Transferred In / Reactivated			Total
	291		24		4		319	
Terminations		Bankruptcy	Default	RefVacated	Court Trial	Dismiss	Other	Total
	3	10	0	0	17	13	43	
	Total Pending at End of Period						276	
<b>MCCAFFERTY, BRIDGET M</b>								
	288		37		6		331	
Terminations		Bankruptcy	Default	RefVacated	Court Trial	Dismiss	Other	Total
	1	23	0	0	9	14	47	
	Total Pending at End of Period						284	
<b>MCCORMICK, TIMOTHY</b>								
	305		38		7		350	
Terminations		Bankruptcy	Default	RefVacated	Court Trial	Dismiss	Other	Total
	3	40	0	0	8	14	65	
	Total Pending at End of Period						285	
<b>MCDONNELL, NANCY R</b>								
	262		38		3		303	
Terminations		Bankruptcy	Default	RefVacated	Court Trial	Dismiss	Other	Total
	5	9	0	0	9	12	35	
	Total Pending at End of Period						268	
<b>MCGINTY, TIMOTHY J</b>								
	284		30		21		335	
Terminations		Bankruptcy	Default	RefVacated	Court Trial	Dismiss	Other	Total
	0	15	0	0	9	15	39	
	Total Pending at End of Period						296	
<b>MCMONAGLE, RICHARD J</b>								
	218		19		6		243	
Terminations		Bankruptcy	Default	RefVacated	Court Trial	Dismiss	Other	Total
	0	12	0	0	14	7	33	
	Total Pending at End of Period						210	
<b>MCMONAGLE, TIMOTHY E</b>								
	307		30		9		346	
Terminations		Bankruptcy	Default	RefVacated	Court Trial	Dismiss	Other	Total
	3	17	0	0	13	12	45	
	Total Pending at End of Period						301	

O'DONNELL, JOHN P



## CUYAHOGA COUNTY COURT OF COMMON PLEAS

DATE: 09/10/2010  
TIME: 08:56 AM

Foreclosure Statistics by Judge  
Reporting Period: August 2010

PAGE: 4  
CMSR1062

Judge							
	Pending at Beg of Period	New Cases Filed			Cases Transferred In / Reactivated		Total
	229	17			5		251
Terminations	Bankruptcy	Default	RefVacated	Court Trial	Dismiss	Other	Total
	1	4	0	0	10	3	18
Total Pending at End of Period							233
RUSSO, JOHN J							
	Pending at Beg of Period	New Cases Filed			Cases Transferred In / Reactivated		Total
	277	28			5		310
Terminations	Bankruptcy	Default	RefVacated	Court Trial	Dismiss	Other	Total
	2	13	0	0	18	13	46
Total Pending at End of Period							264
RUSSO, JOSEPH D							
	Pending at Beg of Period	New Cases Filed			Cases Transferred In / Reactivated		Total
	302	27			4		333
Terminations	Bankruptcy	Default	RefVacated	Court Trial	Dismiss	Other	Total
	1	12	0	0	17	10	40
Total Pending at End of Period							293
RUSSO, MICHAEL J							
	Pending at Beg of Period	New Cases Filed			Cases Transferred In / Reactivated		Total
	294	29			6		329
Terminations	Bankruptcy	Default	RefVacated	Court Trial	Dismiss	Other	Total
	5	16	0	0	10	16	47
Total Pending at End of Period							282
RUSSO, NANCY MARGARET							
	Pending at Beg of Period	New Cases Filed			Cases Transferred In / Reactivated		Total
	167	27			6		200
Terminations	Bankruptcy	Default	RefVacated	Court Trial	Dismiss	Other	Total
	5	18	0	0	15	7	45
Total Pending at End of Period							155
SAFFOLD, SHIRLEY STRICKI							
	Pending at Beg of Period	New Cases Filed			Cases Transferred In / Reactivated		Total
	305	30			2		337
Terminations	Bankruptcy	Default	RefVacated	Court Trial	Dismiss	Other	Total
	1	14	0	0	13	13	41
Total Pending at End of Period							296
SHEEHAN, BRENDAN J							
	Pending at Beg of Period	New Cases Filed			Cases Transferred In / Reactivated		Total
	309	31			4		344
Terminations	Bankruptcy	Default	RefVacated	Court Trial	Dismiss	Other	Total
	2	17	0	0	11	5	35
Total Pending at End of Period							309
SUSTER, RONALD							



## CUYAHOGA COUNTY COURT OF COMMON PLEAS

DATE: 09/10/2010  
TIME: 08:56 AM

Foreclosure Statistics by Judge  
Reporting Period: August 2010

PAGE: 5  
CMSR1062

**Judge**

Pending at Beg of Period		New Cases Filed		Cases Transferred In / Reactivated			Total
321		34		3			358
Terminations	Bankruptcy	Default	RefVacated	Court Trial	Dismiss	Other	Total
	1	9	0	0	9	12	31
Total Pending at End of Period							327
Pending at Beg of Period		New Cases Filed		Cases Transferred In / Reactivated			Total
354		36		5			395
Terminations	Bankruptcy	Default	RefVacated	Court Trial	Dismiss	Other	Total
	6	21	0	0	9	16	52
Total Pending at End of Period							343
Pending at Beg of Period		New Cases Filed		Cases Transferred In / Reactivated			Total
246		28		4			278
Terminations	Bankruptcy	Default	RefVacated	Court Trial	Dismiss	Other	Total
	1	17	0	0	9	14	41
Total Pending at End of Period							237
Pending at Beg of Period		New Cases Filed		Cases Transferred In / Reactivated			Total
307		26		6			339
Terminations	Bankruptcy	Default	RefVacated	Court Trial	Dismiss	Other	Total
	3	15	0	0	14	14	46
Total Pending at End of Period							293
Pending at Beg of Period		New Cases Filed		Cases Transferred In / Reactivated			Total
302		38		11			351
Terminations	Bankruptcy	Default	RefVacated	Court Trial	Dismiss	Other	Total
	4	6	0	0	18	18	46
Total Pending at End of Period							305
Pending at Beg of Period		New Cases Filed		Cases Transferred In / Reactivated			Total
312		35		3			350
Terminations	Bankruptcy	Default	RefVacated	Court Trial	Dismiss	Other	Total
	4	14	0	0	12	10	40
Total Pending at End of Period							310

*Monthly Summary*



# MONTHLY SUMMARY

## August 2010

NAME	PEND	ASSIGNED			TRIALS						DISP	PENDING				+	-
		CV	CR	TOT	JURY			COURT				CV	FR	CR	TOT		
Dick Ambrose	681	85	53	138	0	0	0	0	1	1	146	253	260	160	673	+ 8	
Janet R. Burnside	768	83	42	125	0	0	0	0	1	1	144	314	303	132	749	+ 19	
Deena R. Calabrese	710	81	40	121	0	0	0	0	0	0	124	302	283	122	707	+ 3	
Brian J. Corrigan	695	86	44	130	1	0	1	0	0	0	74	323	269	159	751	- 56	
Peter J. Corrigan	677	88	48	136	1	3	4	0	0	0	158	260	294	101	655	+ 22	
Michael P. Donnelly	762	83	47	130	0	3	3	0	0	0	127	294	349	122	765	- 3	
Carolyn B. Friedland	741	88	47	135	1	0	1	0	0	0	122	306	276	172	754	- 13	
Stuart A. Friedman	804	85	41	126	0	0	0	0	0	0	136	306	326	162	794	+ 10	
Nancy A. Fuerst	418	47	12	59	0	0	0	0	0	0	75	165	203	34	402	+ 16	
Eileen A. Gallagher	580	79	28	107	0	0	0	1	0	1	152	240	190	105	535	+ 45	
Eileen T. Gallagher	703	115	33	148	0	2	2	1	0	1	168	269	302	112	683	+ 20	
Hollie L. Gallagher	652	91	45	136	0	0	0	0	0	0	142	270	278	98	646	+ 6	
Daniel Gaul	825	95	47	142	2	0	2	0	0	0	143	275	352	197	824	+ 1	
Lance T. Mason	752	82	48	130	0	3	3	0	2	2	153	317	284	128	729	+ 23	
David T. Matia	712	86	55	141	2	2	4	0	1	1	134	302	279	138	719	- 7	
Bridget M. McCafferty	356	332	82	414	0	1	1	0	0	0	141	216	284	129	629	- 273	
Timothy McCormick	760	87	41	128	1	1	2	0	1	1	158	301	285	144	730	+ 30	
Nancy R. McDonnell	614	85	37	122	0	0	0	1	0	1	129	231	276	100	607	+ 7	
Timothy J. McGinty	610	99	39	138	0	1	1	0	0	0	124	251	296	77	624	- 14	
Richard J. McMonagle	728	84	29	113	1	0	1	0	0	0	124	413	218	86	717	+ 11	
Timothy E. McMonagle	702	88	31	119	1	0	1	0	0	0	138	285	301	97	683	+ 19	
John P. O'Donnell	588	82	21	103	0	0	0	0	0	0	97	291	238	65	594	- 6	
John J. Russo	634	85	49	134	0	0	0	0	0	0	153	246	264	105	615	+ 19	
Joseph D. Russo	746	83	43	126	0	0	0	0	1	1	144	296	293	139	728	+ 18	
Michael J. Russo	673	86	49	135	0	0	0	0	0	0	132	253	285	138	676	- 3	
Nancy Margaret Russo	433	93	43	136	1	1	2	0	0	0	123	189	157	100	446	- 13	
Shirley Strickland Saffold	768	91	42	133	0	0	0	0	0	0	148	288	295	170	753	+ 15	
Brendan J. Sheehan	510	90	42	132	0	0	0	0	0	0	135	241	180	86	507	+ 3	
Ronald Suster	819	87	52	139	0	1	1	0	0	0	134	272	328	224	824	- 5	
John D. Sutula	808	86	45	131	1	0	1	1	1	2	150	279	342	168	789	+ 19	
Kathleen Ann Sutula	597	85	43	128	0	0	0	0	0	0	142	225	238	120	583	+ 14	
Joan Synenberg	771	88	48	136	0	0	0	0	0	0	145	312	292	158	762	+ 9	
Steven J. Terry	755	88	41	129	0	3	3	0	2	2	152	283	308	141	732	+ 23	
José A. Villanueva	739	85	68	153	0	0	0	0	0	0	140	294	333	125	752	- 13	
<b>TOTALS</b>	23091	3178	1475	4653	12	21	33	4	10	14	4607	9362	9461	4314	23137	- 46	

CUYAHOGA COUNTY COMMON PLEAS COURT

*Year to Date Summary*



# SUMMARY FOR THE COURT

## January - August 2010

NAME	PEND	ASSIGNED			TRIALS						DISP	PENDING				+
		CV	CR	TOT	JURY			COURT				CV	FR	CR	TOT	
Dick Ambrose	714	726	356	1082	2	13	15	4	4	8	1123	253	260	160	673	+ 41
Janet R. Burnside	799	720	328	1048	2	4	6	4	6	10	1098	314	303	132	749	+ 50
Deena R. Calabrese	780	699	261	960	1	15	16	1	5	6	1033	302	283	122	707	+ 73
Brian J. Corrigan	489	698	349	1047	4	5	9	1	7	8	785	323	269	159	751	- 262
Peter J. Corrigan	704	728	323	1051	6	8	14	3	4	7	1100	260	294	101	655	+ 49
Michael P. Donnelly	750	707	389	1096	2	8	10	1	2	3	1081	294	349	122	765	- 15
Carolyn B. Friedland	765	711	357	1068	2	2	4	3	4	7	1079	306	276	172	754	+ 11
Stuart A. Friedman	839	709	358	1067	3	5	8	0	9	9	1112	306	326	162	794	+ 45
Nancy A. Fuerst	735	385	136	521	1	5	6	1	3	4	854	165	203	34	402	+ 333
Eileen A. Gallagher	328	714	291	1005	1	2	3	2	3	5	798	240	190	105	535	- 207
Eileen T. Gallagher	757	818	290	1108	0	6	6	2	1	3	1182	269	302	112	683	+ 74
Hollie L. Gallagher	681	735	270	1005	2	7	9	2	3	5	1040	270	278	98	646	+ 35
Daniel Gaul	940	726	374	1100	10	5	15	1	2	3	1216	275	352	197	824	+ 116
Lance T. Mason	813	718	330	1048	1	13	14	1	9	10	1132	317	284	128	729	+ 84
David T. Matia	744	720	377	1097	3	8	11	0	2	2	1122	302	279	138	719	+ 25
Bridget M. McCafferty	386	959	359	1318	3	12	15	0	0	0	1075	216	284	129	629	- 243
Timothy McCormick	670	740	362	1102	6	7	13	1	13	14	1042	301	285	144	730	- 60
Nancy R. McDonnell	417	671	300	971	2	12	14	6	0	6	781	231	276	100	607	- 190
Timothy J. McGinty	609	781	327	1108	0	12	12	1	1	2	1093	251	296	77	624	- 15
Richard J. McMonagle	782	674	215	889	1	1	2	1	1	2	954	413	218	86	717	+ 65
Timothy E. McMonagle	742	724	312	1036	5	5	10	0	11	11	1095	285	301	97	683	+ 59
John P. O'Donnell	638	670	159	829	4	4	8	5	2	7	873	291	238	65	594	+ 44
John J. Russo	630	724	354	1078	0	2	2	1	3	4	1093	246	264	105	615	+ 15
Joseph D. Russo	772	707	321	1028	3	3	6	0	8	8	1072	296	293	139	728	+ 44
Michael J. Russo	695	700	315	1015	1	3	4	2	1	3	1034	253	285	138	676	+ 19
Nancy Margaret Russo	487	747	282	1029	3	3	6	1	7	8	1070	189	157	100	446	+ 41
Shirley Strickland Saffold	774	729	355	1084	4	10	14	0	2	2	1105	288	295	170	753	+ 21
Brendan J. Sheehan	624	732	346	1078	3	18	21	4	2	6	1195	241	180	86	507	+ 117
Ronald Suster	860	712	388	1100	4	6	10	0	3	3	1136	272	328	224	824	+ 36
John D. Sutula	892	706	319	1025	6	4	10	2	3	5	1128	279	342	168	789	+ 103
Kathleen Ann Sutula	612	724	330	1054	4	9	13	0	2	2	1083	225	238	120	583	+ 29
Joan Synenberg	787	699	369	1068	0	7	7	0	6	6	1093	312	292	158	762	+ 25
Steven J. Terry	843	725	323	1048	6	13	19	0	10	10	1159	283	308	141	732	+ 111
José A. Villanueva	792	705	364	1069	5	7	12	0	7	7	1109	294	333	125	752	+ 40
<b>TOTALS</b>	23850	24343	10889	35232	100	244	344	50	146	196	35945	9362	9461	4314	23137	+ 713

*Corrections/Adjustments*



# CUYAHOGA COUNTY COMMON PLEAS COURT

## Corrections / Adjustments

There was a minor error in the *New Marsh. Of Lien/Quite Title/Partition Case Filings by Month, Total New Judicial Foreclosure Filings by Month for Year 2010 and Total New Judicial Foreclosure Filings 1996-2010* for the month of January 2010.

The following charts reflect the **original** and **corrected** numbers.

