



CUYAHOGA COUNTY COMMON PLEAS COURT

***Statistics Report
April 2010***

***Nancy A. Fuerst
Administrative and Presiding Judge***

CUYAHOGA COUNTY COMMON PLEAS COURT

TABLE OF CONTENTS

Criminal Statistics

Newly Filed, Re-Activated And Transferred In Cases _____	4
Yearly Criminal Terminations _____	5
Pending Criminal Cases End of Period _____	6
Clearance Rate _____	7
Arrest to Disposition Timeline _____	8
Average Arrest to Disposition Timeline (Jail Cases) _____	9
Average Arrest to Disposition Timeline (Non-Jail Cases) _____	10
Average Arrest to Disposition Timeline (Jail and Non-Jail Cases) _____	11
Yearly Average Arrest to Disposition Timeline _____	12
Indictments and Informations Filed With the Clerk of Courts _____	13
Bail Case Arraignment Activity _____	14
Overall Arraignment Statistics _____	15

Foreclosure Statistics

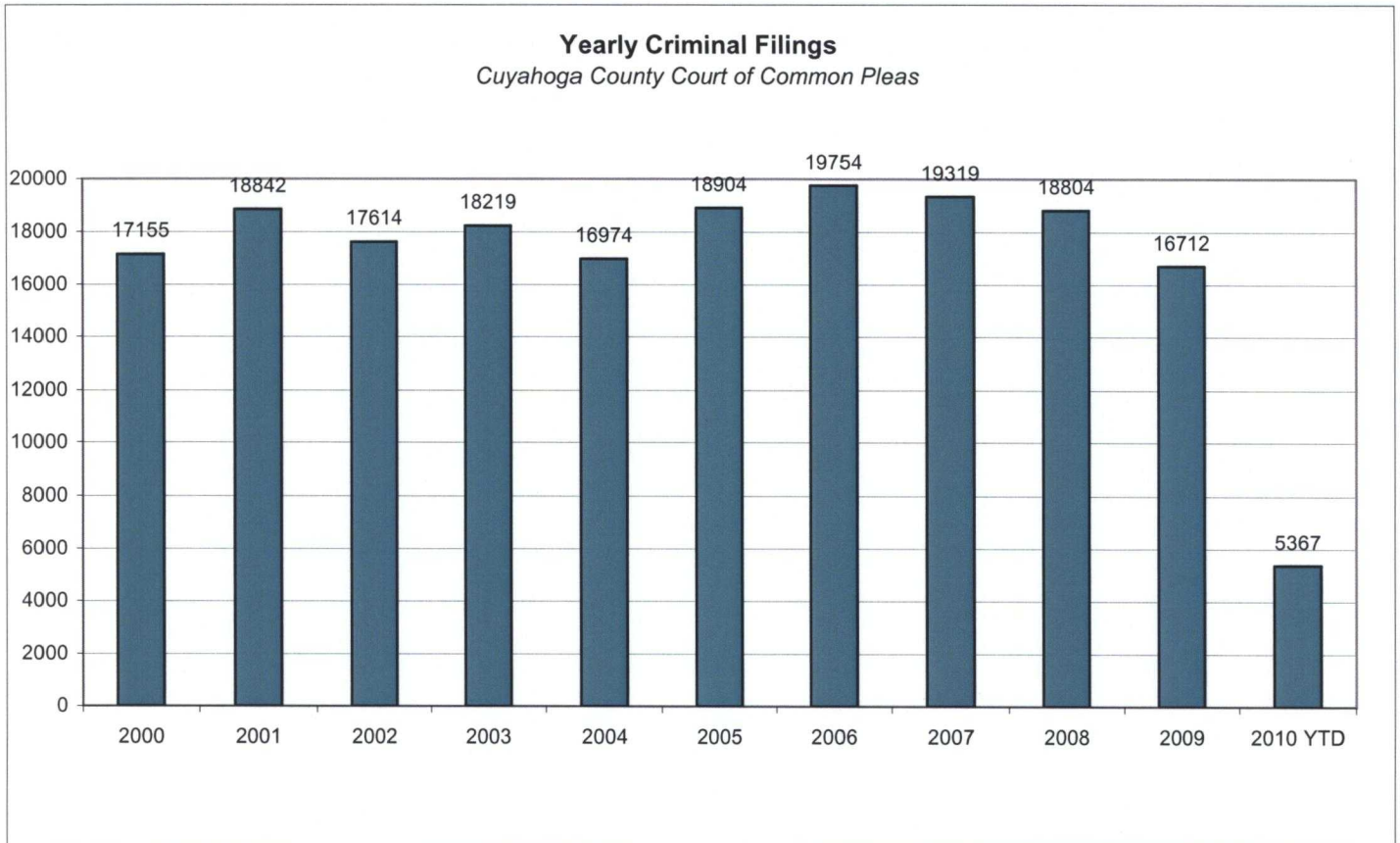
Total Pending Judicial Foreclosure Cases Referred to Magistrates (A) _____	17
Total Pending Judicial Foreclosure Cases Referred to Magistrates (B) _____	18
Total Pending Judicial Foreclosure Cases Referred to Magistrates (C) _____	19
Total Pending Tax Lien & Certificate Cases Referred to Magistrates (A) _____	20
Total Pending Tax Lien & Certificate Cases Referred to Magistrates (B) _____	21
Total Pending Tax Lien & Certificate Cases Referred to Magistrates (C) _____	22
Percentage of Pending Judicial Foreclosure Cases By Filing Year _____	23
Judicial Foreclosure Clearance Rate Year 2008 _____	24
Judicial Foreclosure Clearance Rate Year 2009 _____	25
Judicial Foreclosure Clearance Rate Year 2010 _____	26
Avg. Number of Days to Disp. (Excl. Bank. Stays & Tax Lien & Tax Cert.) _____	27
Avg. Number of Days to Disp. (Excl. Bank. Stays & Incl. Tax Lien & Tax Cert.) _____	28
Total New Judicial Foreclosure Filings _____	29
New Marsh. of Lien/Quiet Title/Partition Filings by Month for 2008 – 2010 YTD _____	30
New Tax Lien & Certificate Filings by Month for Year 2008 – 2010 YTD _____	31
Total New Judicial Foreclosure Filings by Month for Year 2008 – 2010 YTD _____	32
Magistrate's Monthly Reports _____	33
Report CMSR1062 - Judicial Foreclosure Statistics by Judge _____	41
Monthly Summary _____	47
Year to Date Summary _____	49
Corrections / Adjustments _____	52

Criminal Case Statistics

CUYAHOGA COUNTY COMMON PLEAS COURT

Newly Filed, Re-Activated And Transferred In Cases

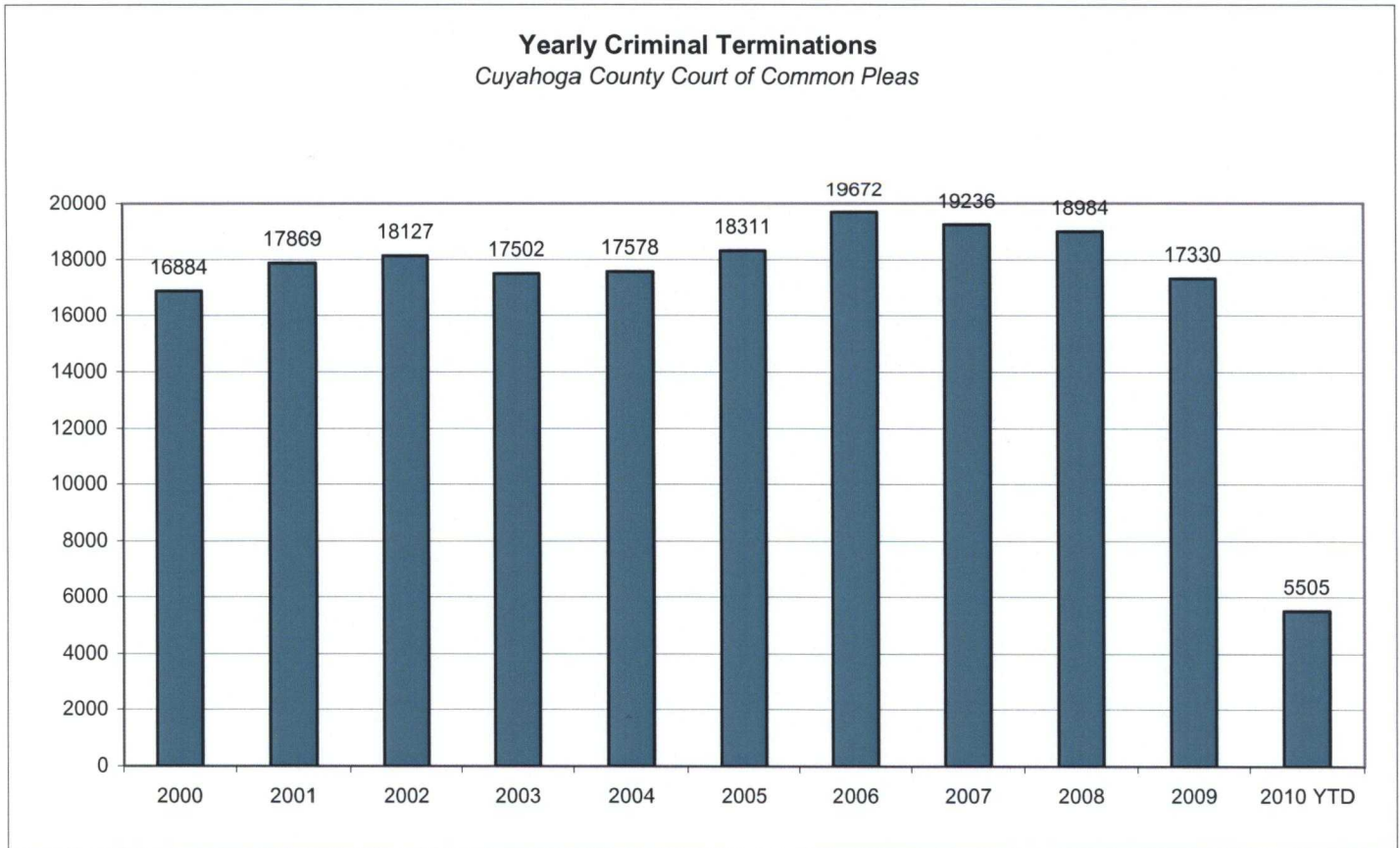
The following chart is a representation of all newly filed cases in Cuyahoga County Court of Common Pleas from 2000 – April 2010. Newly filed cases are defined as having been arraigned and assigned to a Judge. Cases that are re-activated are cases where a defendant was unavailable for trial but has now become ready to proceed. Transferred cases are moved from one Judge's docket to another. This could be due to re-assignment to a mental health Judge or after additional information indicates that by Court rule, the case should have been assigned to another Judge



CUYAHOGA COUNTY COMMON PLEAS COURT

Yearly Criminal Terminations

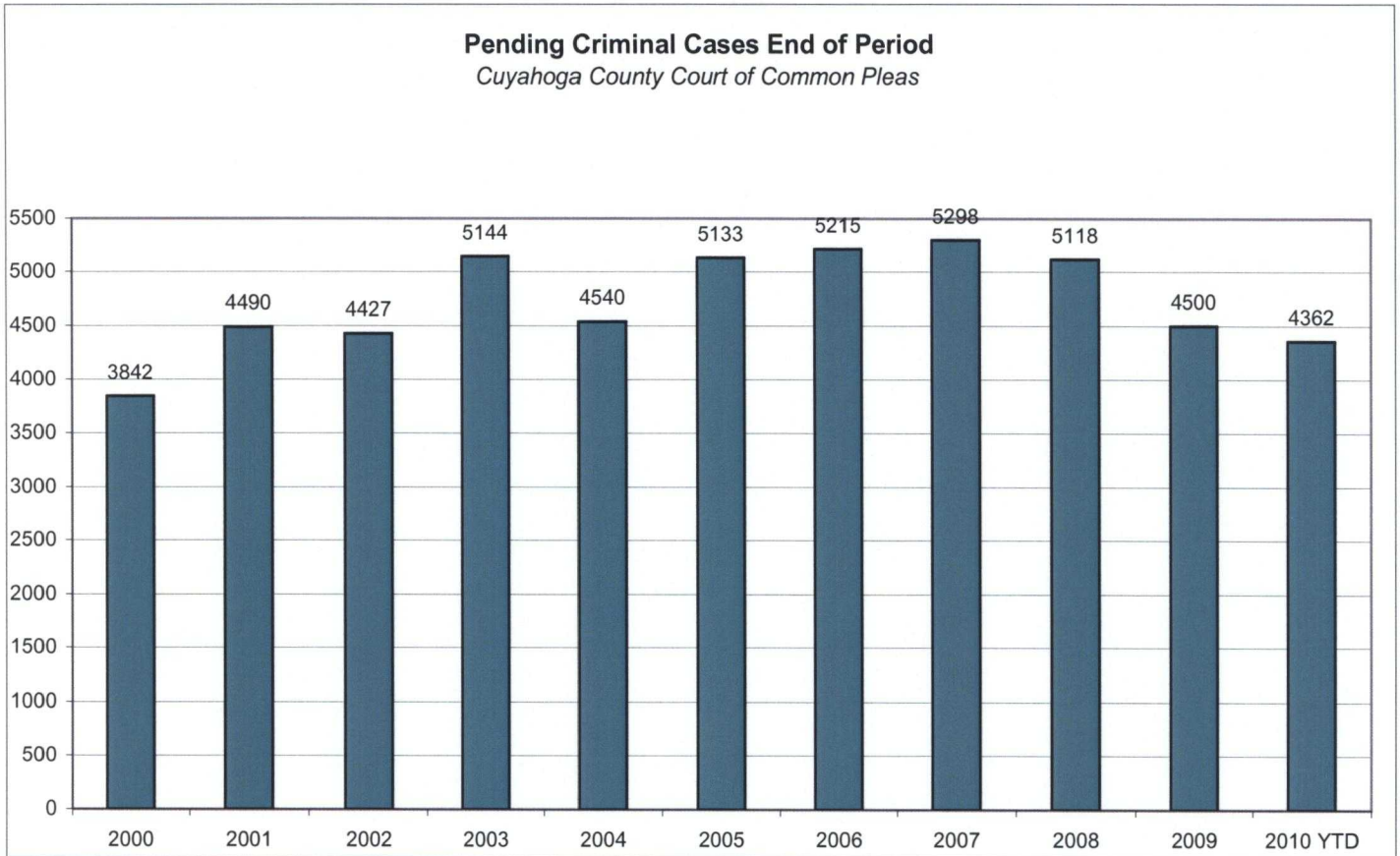
The following chart represents the cases that have been terminated by the Court from 2000 – April 2010. These are all cases that have been terminated by trial, plea or dismissal. Also cases where a defendant has become unavailable for trial or sentencing are reported as terminated



CUYAHOGA COUNTY COMMON PLEAS COURT

Pending Criminal Cases End of Period

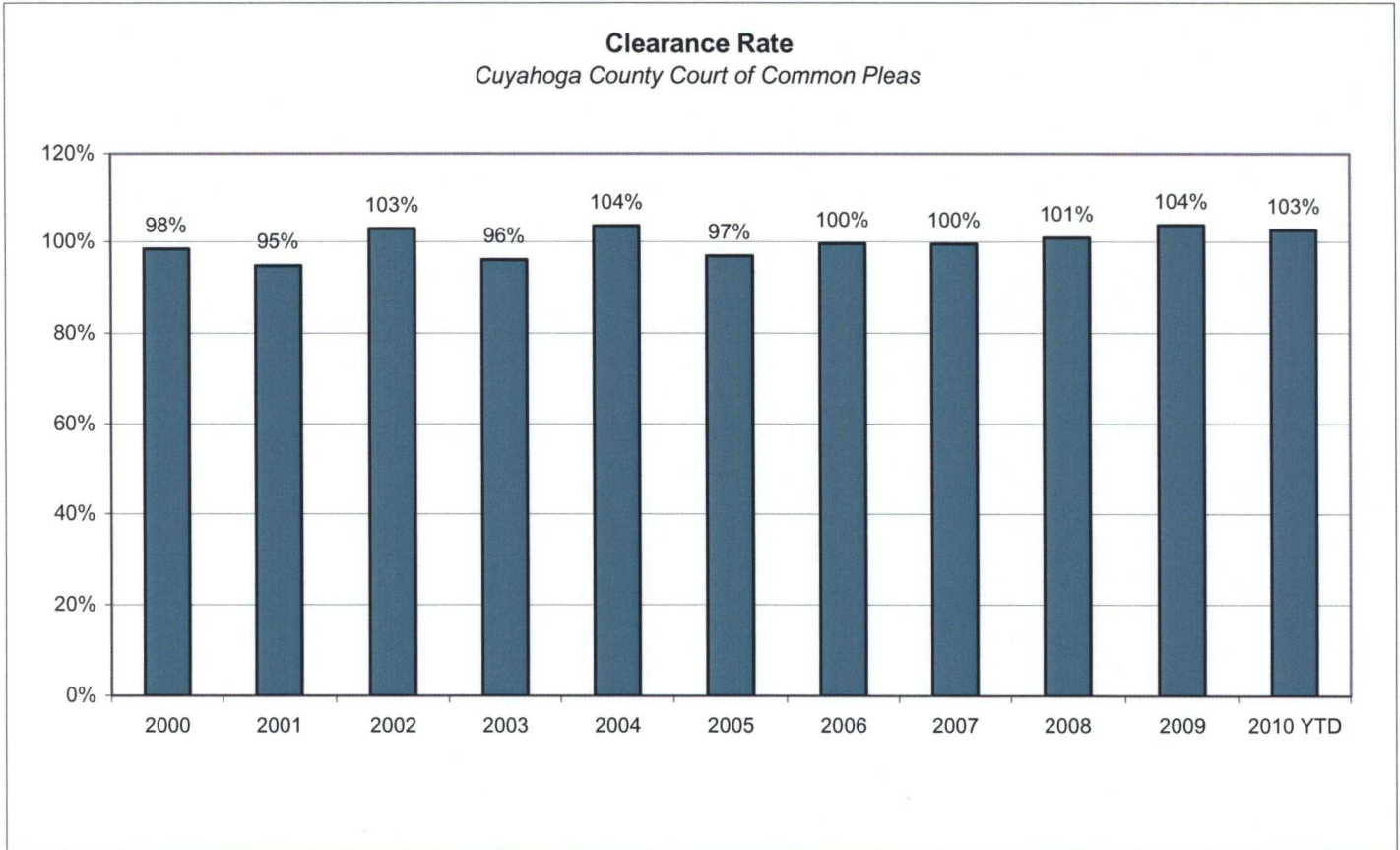
The following chart represents the total number of cases pending at the end of the reporting period from 2000 – April 2010. Taking the total number of cases pending at the beginning of the period, adding all newly filed, re-activated and transferred in cases arrives at the total pending value. The total number of cases that have been terminated in the period are then subtracted from the total pending to give the value pending at the end of the period.



CUYAHOGA COUNTY COMMON PLEAS COURT

Clearance Rate

The Clearance Rate is the number of outgoing cases as a percentage of the number of incoming cases. Clearance rate measures whether the court is keeping up with its incoming caseload. If cases are not disposed in a timely manner, a backlog of cases awaiting disposition will grow. A Clearance Rate of 100% indicates that at least as many cases as have been filed, reopened, or reactivated in a period have been disposed.



CUYAHOGA COUNTY COMMON PLEAS COURT

Arrest to Disposition Timeline

Arrest to disposition timeline is a method to measure how felony cases flow through the Cuyahoga County Criminal Justice System. By capturing how long a case takes to move from stage to stage, we can examine where problems may exist and where potential improvements in case processing can be made.

The source data was extracted from the Cuyahoga County Court of Common Pleas Case Management System. The overall population of sample data was based on cases terminated in a given month excluding cases that have gone through diversion programs. A case is defined as a defendant and all charges involved in a single incident. The time period for the extracted data is from April 2010.

The stages examined were:

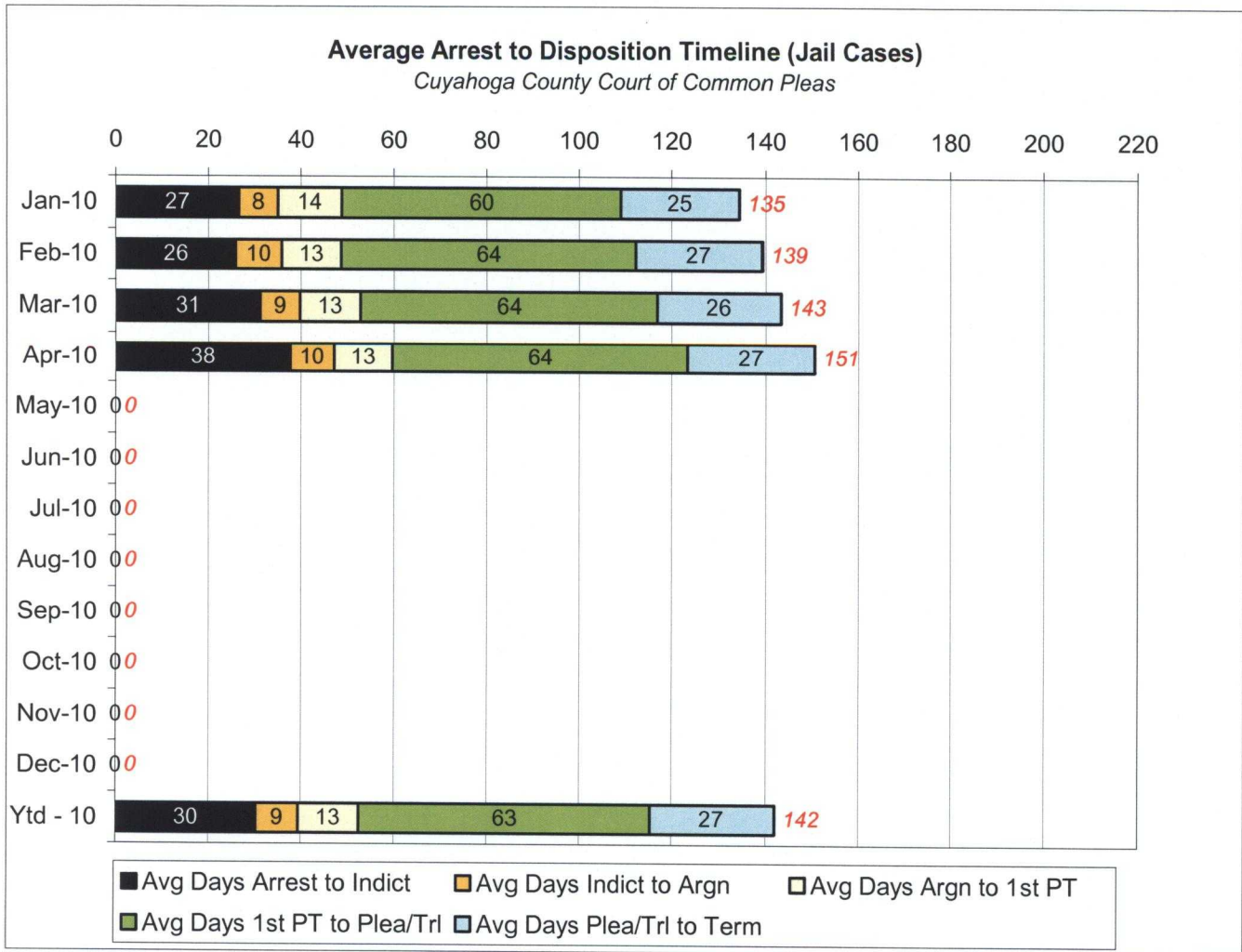
Arrest to Indictment
Indictment to Arraignment
Arraignment to 1st Pre-Trial
1st Pre-Trial to Plea/Trial
Plea/Trial to Termination

Due to the fact that each case may or may not have all of the stage date elements, a method to arrive at stage averages was applied. For a case to be included in the average for a stage there would need to be both dates for the given stage. A case would be included in the Arrest to Indictment stage if both arrest date and indictment date were available. This method was applied to each of the five stages. Next we calculated the total number of cases that met the date criteria for each of the ranges and also the total number of days between each date. To arrive at an average, the total number of days for each case in each range was calculated and divided by the total number of cases that met the date criteria. If a case had a time period or periods where the defendant was capiased or referred to the Psych Clinic, that amount of time was subtracted from the appropriate range.

The following three charts are for Jail, Non-Jail and combined Jail and Non-Jail cases. Jail and Non-Jail cases are defined by the status of the defendant at arraignment.

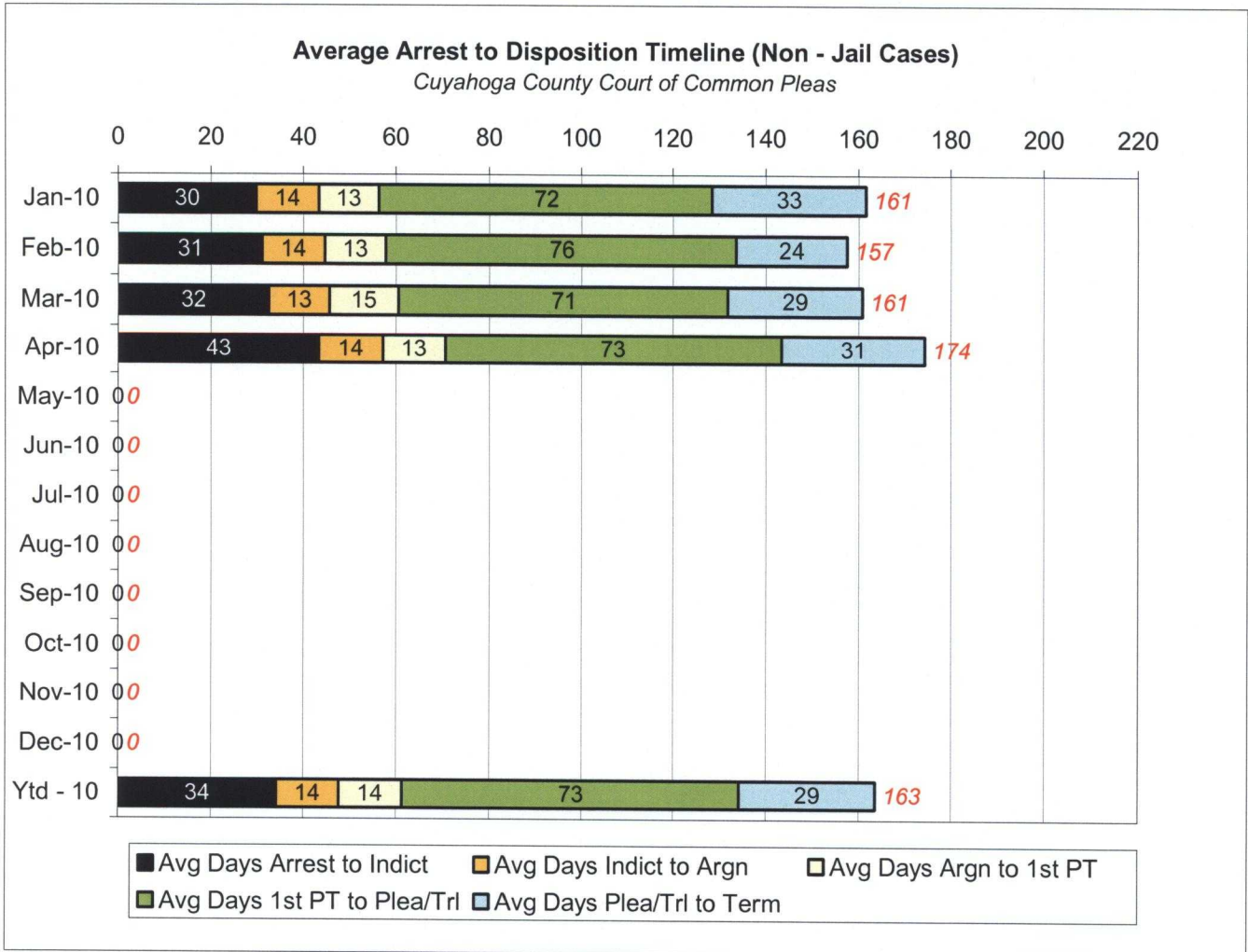
CUYAHOGA COUNTY COMMON PLEAS COURT

Average Arrest to Disposition Timeline (Jail Cases)



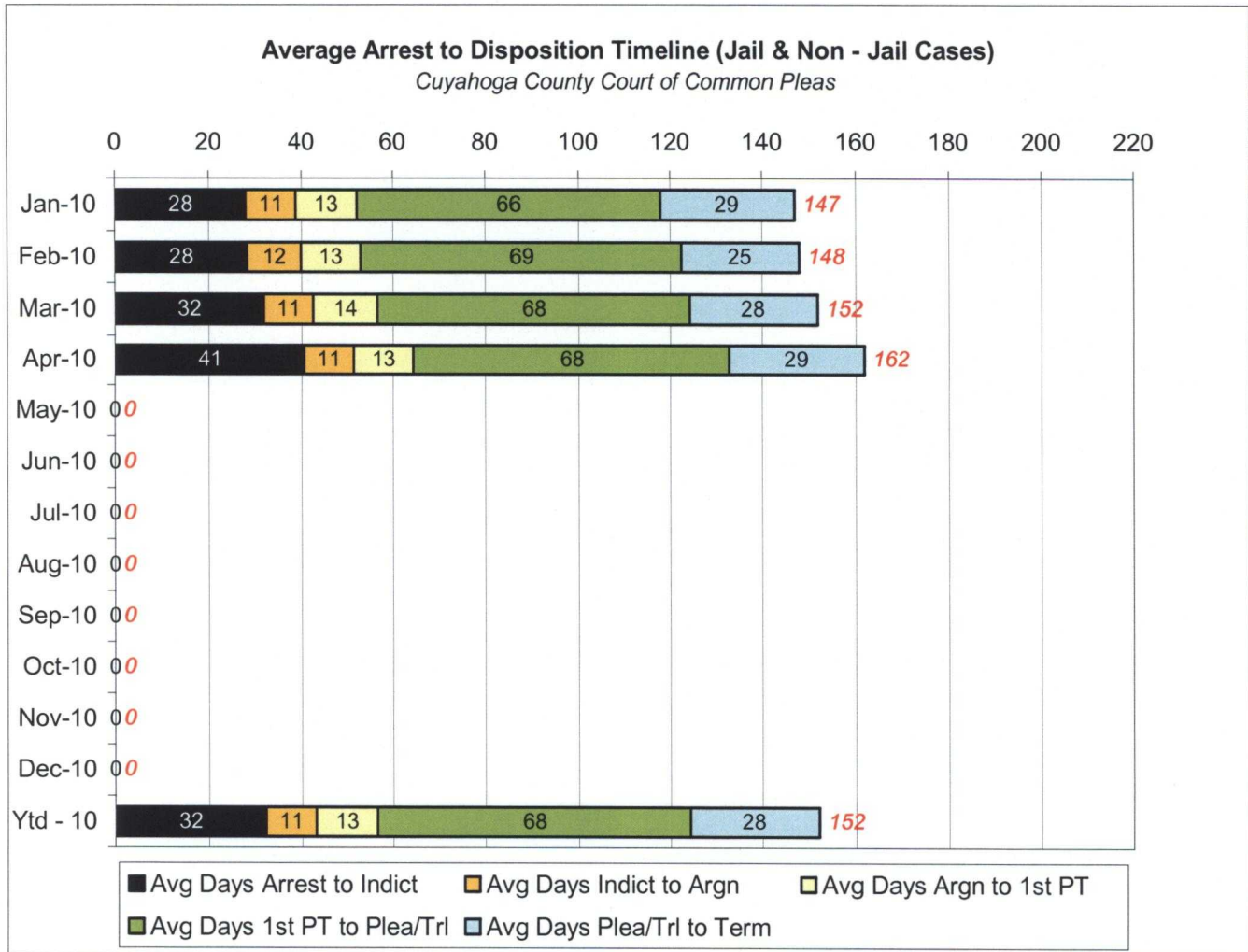
CUYAHOGA COUNTY COMMON PLEAS COURT

Average Arrest to Disposition Timeline (Non-Jail Cases)



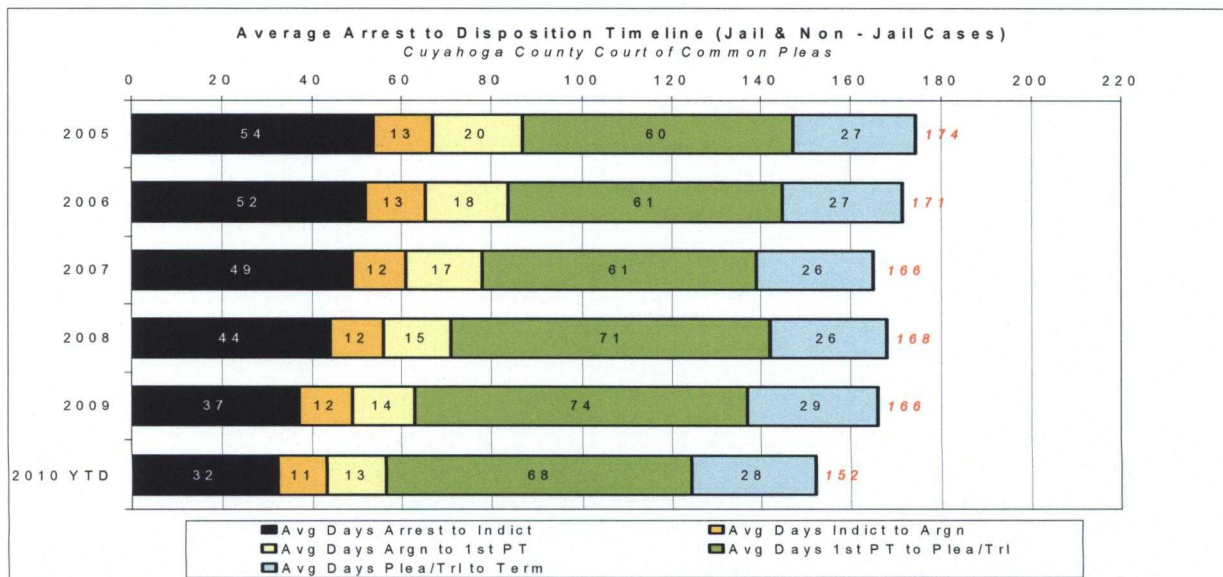
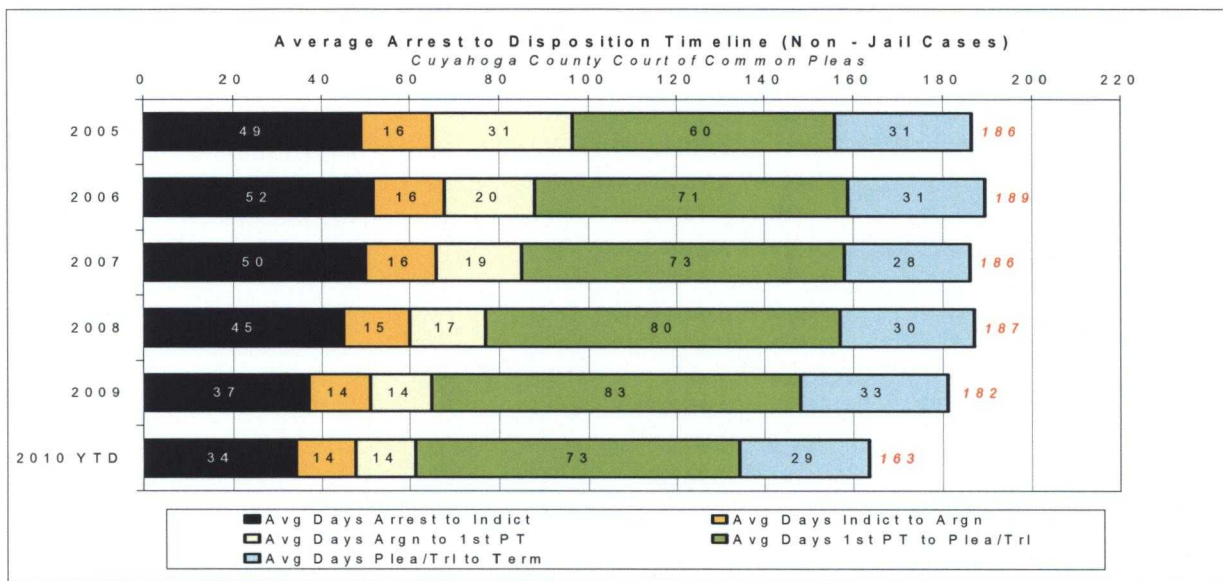
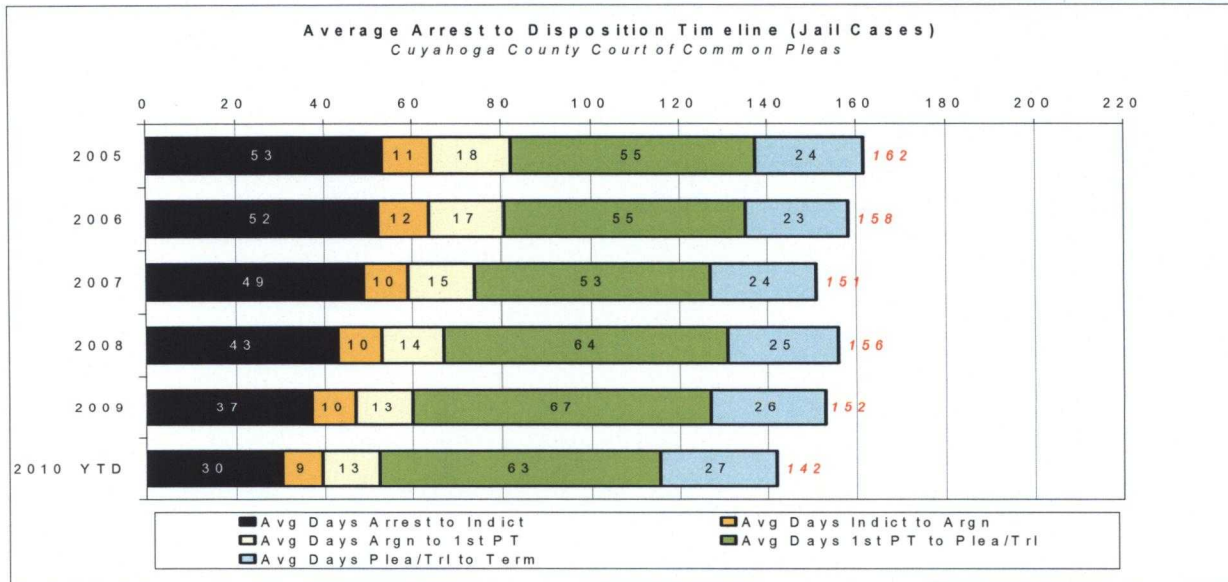
CUYAHOGA COUNTY COMMON PLEAS COURT

Average Arrest to Disposition Timeline (Jail and Non-Jail Cases)



CUYAHOGA COUNTY COMMON PLEAS COURT

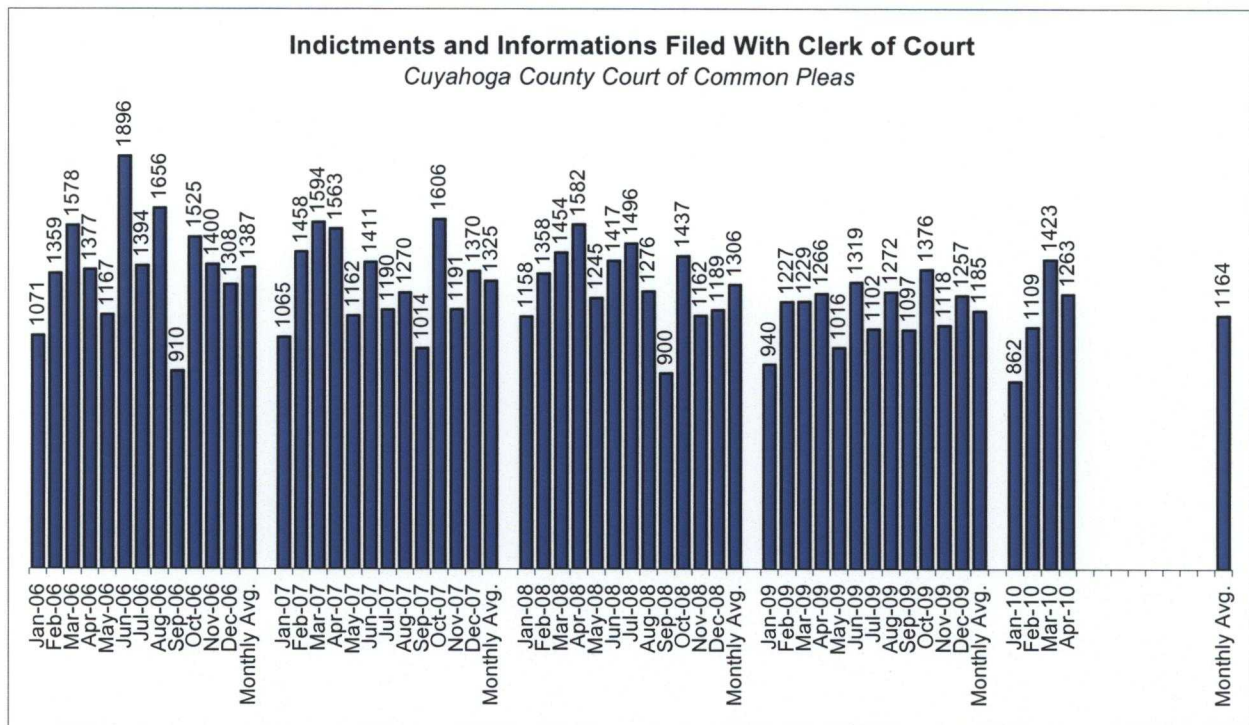
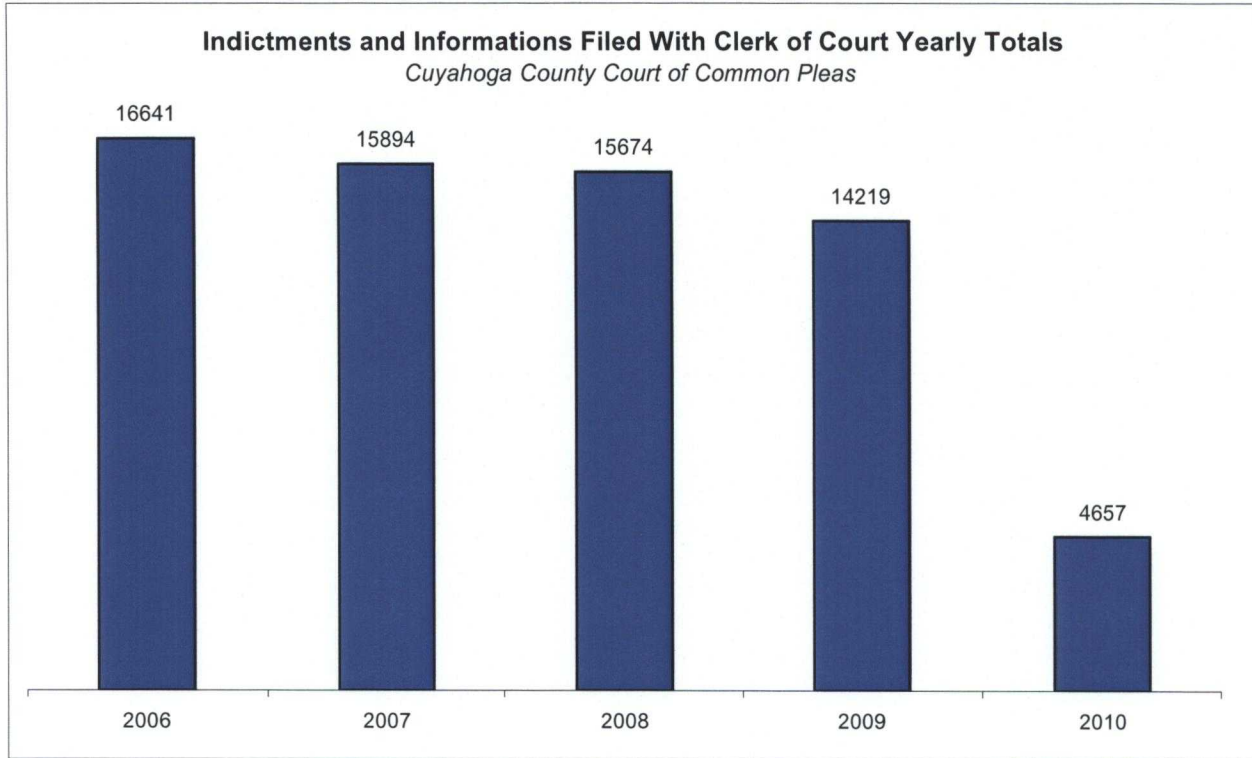
Yearly Average Arrest to Disposition Timeline



CUYAHOGA COUNTY COMMON PLEAS COURT

Indictments and Informations Filed With the Clerk of Courts

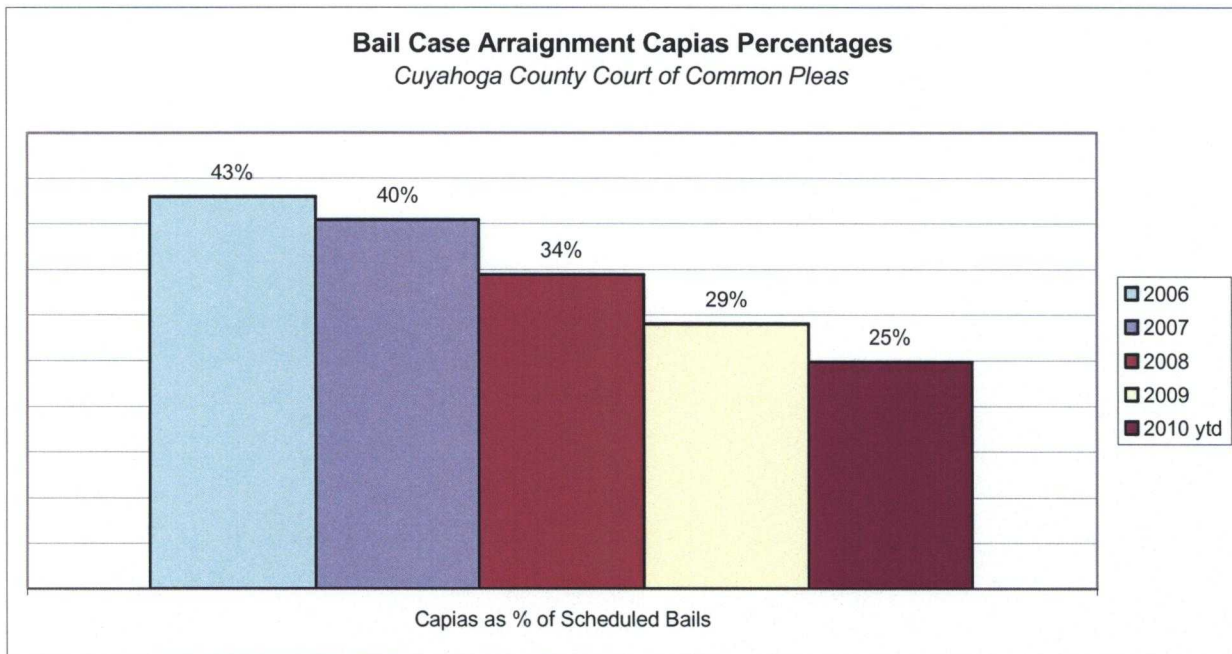
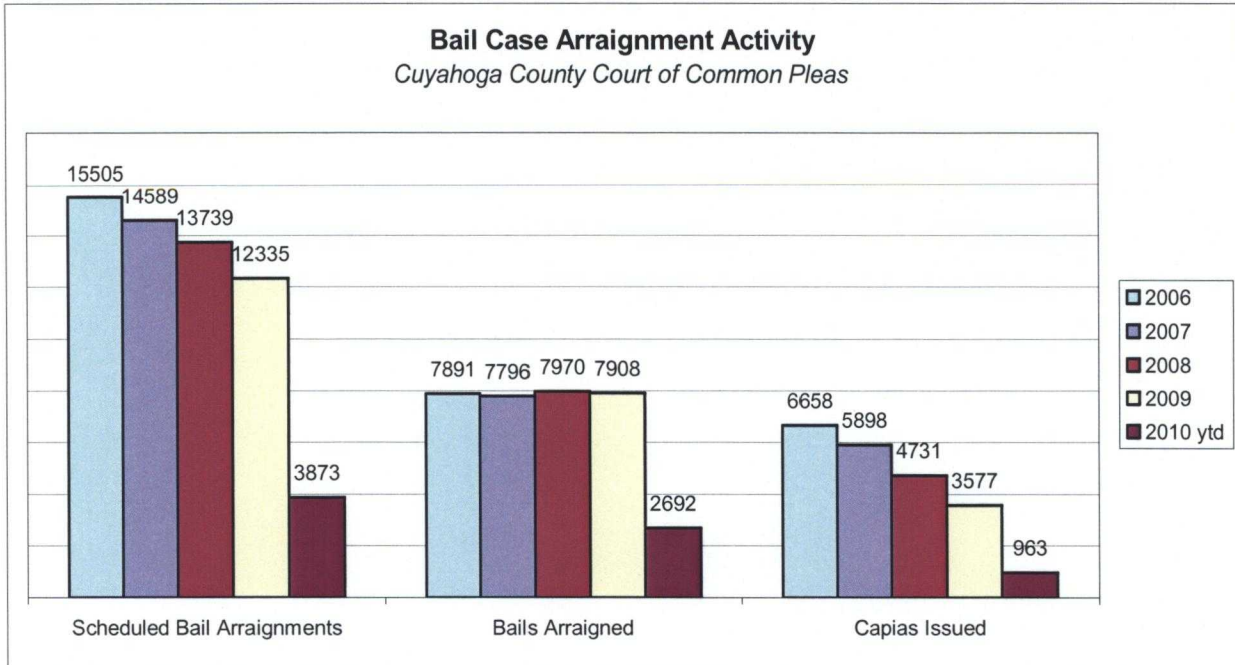
The following charts are reflective of Indictments and Informations filed with the Criminal Clerk of Courts from 2006. The source for this information was the Criminal Clerk's Office.



CUYAHOGA COUNTY COMMON PLEAS COURT

Bail Case Arraignment Activity

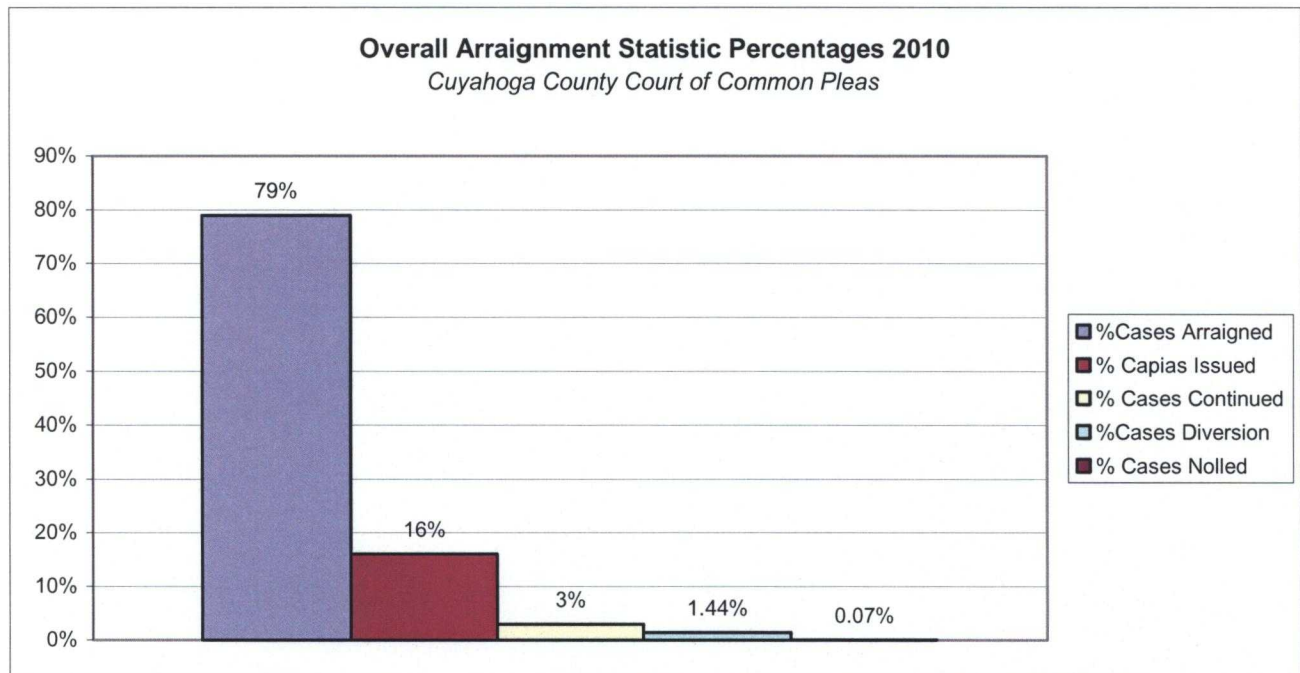
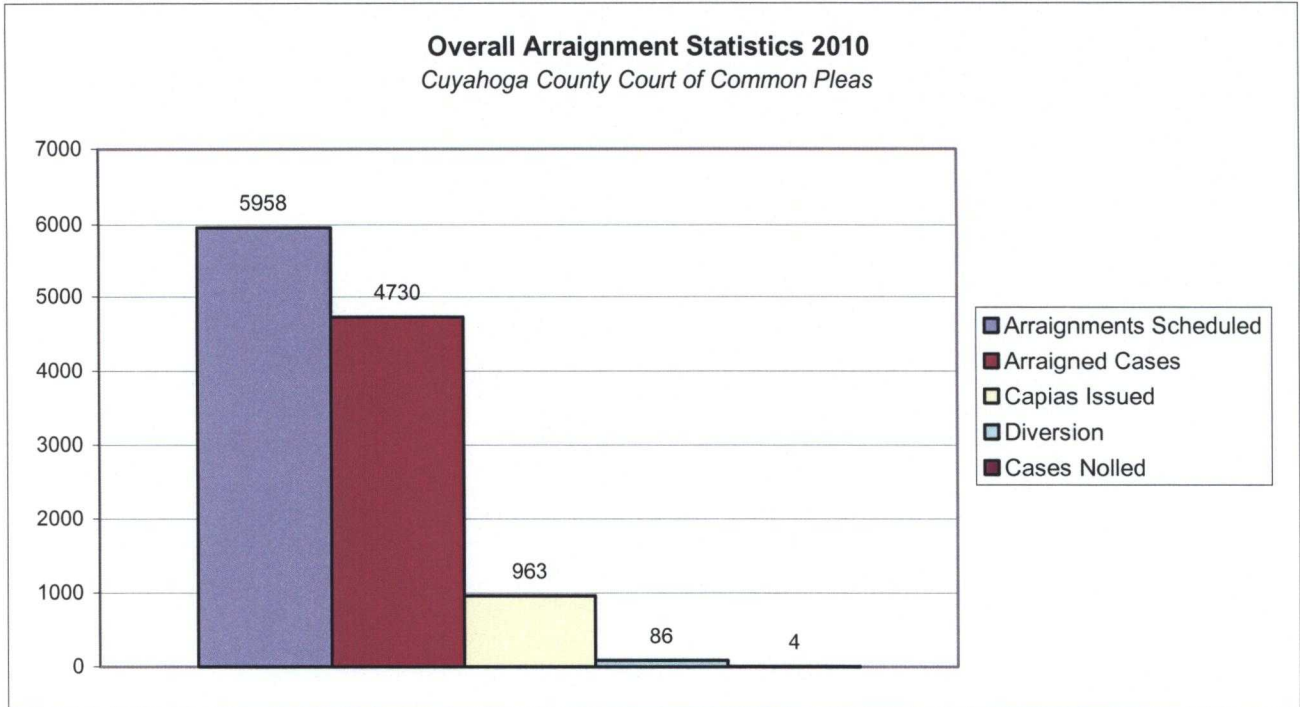
The following charts are reflective of arraignment activity where the defendant was not incarcerated at the time of arraignment. The source for this information was the Criminal Records Department.



CUYAHOGA COUNTY COMMON PLEAS COURT

Overall Arraignment Statistics

The arraignment statistics were provided by the Criminal Records Department. They are provided to give a representation of arraignment activity in the Court in 2010. These statistics include jail and non – jail arraignments.



Judicial Foreclosure Statistics¹

¹ For clarification purposes, Foreclosure cases in this report are identified as Judicial Foreclosure filings (filing codes 1460 (Foreclosure Marsh. Of Lien), 1465(Tax Lien), 1466 (Tax Certificate), 1470 (Quiet Title), and 1480 (Partition)). These cases are different from Board of Revision Foreclosures, which are not reported here.

CUYAHOGA COUNTY COMMON PLEAS COURT

Total Pending Judicial Foreclosure Cases Referred to Magistrates (B)

The following chart is a display of the total number of pending Judicial Foreclosure cases referred to the Magistrates on specific dates. The table below shows the number of these cases pending from each year since 1990.

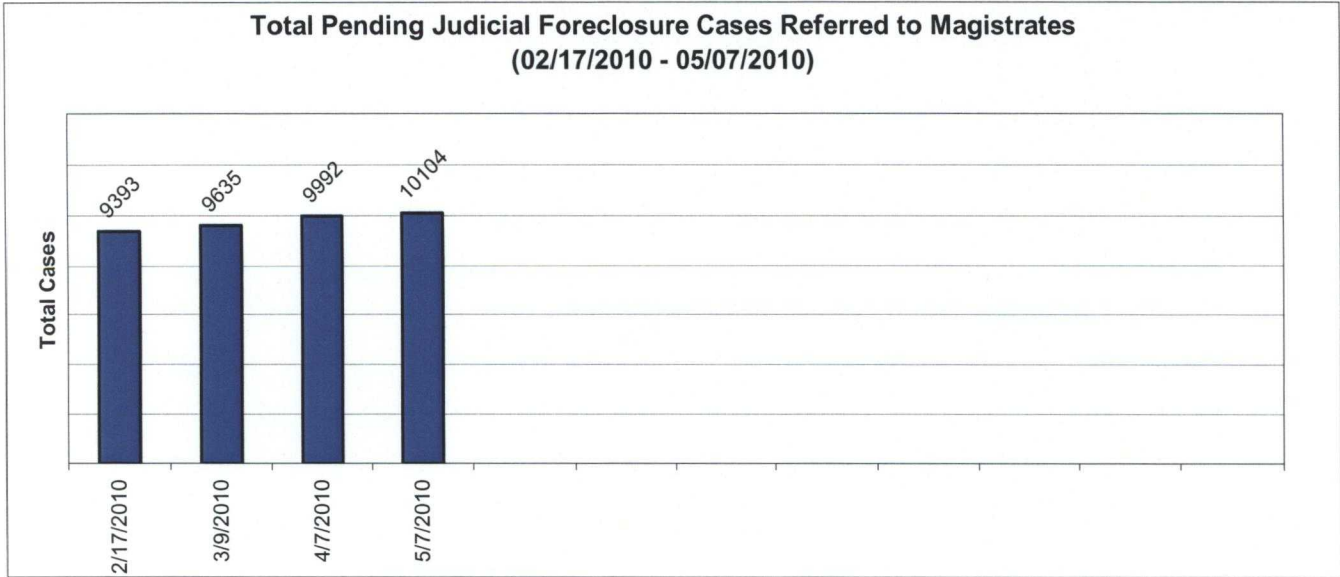


Year	As of:	2/10/2009	3/16/2009	4/10/2009	5/13/2009	6/9/2009	7/15/2009	8/12/2009	9/14/2009	10/21/2009	11/10/2009	1/4/2010	1/15/2010
1990		0	0	0	0	0	0	0	0	0	0	0	0
1991		0	0	0	0	0	0	0	0	0	0	0	0
1992		0	0	0	0	0	0	0	0	0	0	0	0
1993		0	0	0	0	0	0	0	0	0	0	0	0
1994		0	0	0	0	0	0	0	0	0	0	0	0
1995		0	0	0	0	0	0	0	0	0	0	0	0
1996		0	0	0	0	0	0	0	0	0	0	0	0
1997		0	0	0	0	0	0	0	0	0	0	0	0
1998		0	0	0	1	0	0	0	0	0	0	0	0
1999		0	0	0	0	0	0	0	0	0	0	0	0
2000		2	2	2	2	2	2	3	2	2	3	2	2
2001		2	1	1	1	1	1	1	1	1	1	1	1
2002		3	2	3	3	3	3	1	1	1	1	1	1
2003		10	12	14	11	11	11	11	9	8	8	8	7
2004		20	16	15	16	16	16	15	15	15	14	13	13
2005		22	19	20	19	18	16	16	16	16	12	13	13
2006		106	90	84	65	62	56	49	42	30	27	25	25
2007		399	314	263	231	203	165	145	129	107	98	88	80
2008		5533	4356	3585	2980	2510	2030	1719	1439	1162	1009	776	720
2009		1104	2192	2828	3552	4320	5202	5641	5954	6292	6648	8224	7933
2010													323
Total		7201	7004	6815	6881	7146	7502	7601	7608	7634	7821	9151	9118

CUYAHOGA COUNTY COMMON PLEAS COURT

Total Pending Judicial Foreclosure Cases Referred to Magistrates (C)

The following chart is a display of the total number of pending Judicial Foreclosure cases referred to the Magistrates on specific dates. The table below shows the number of these cases pending from each year since 1990.

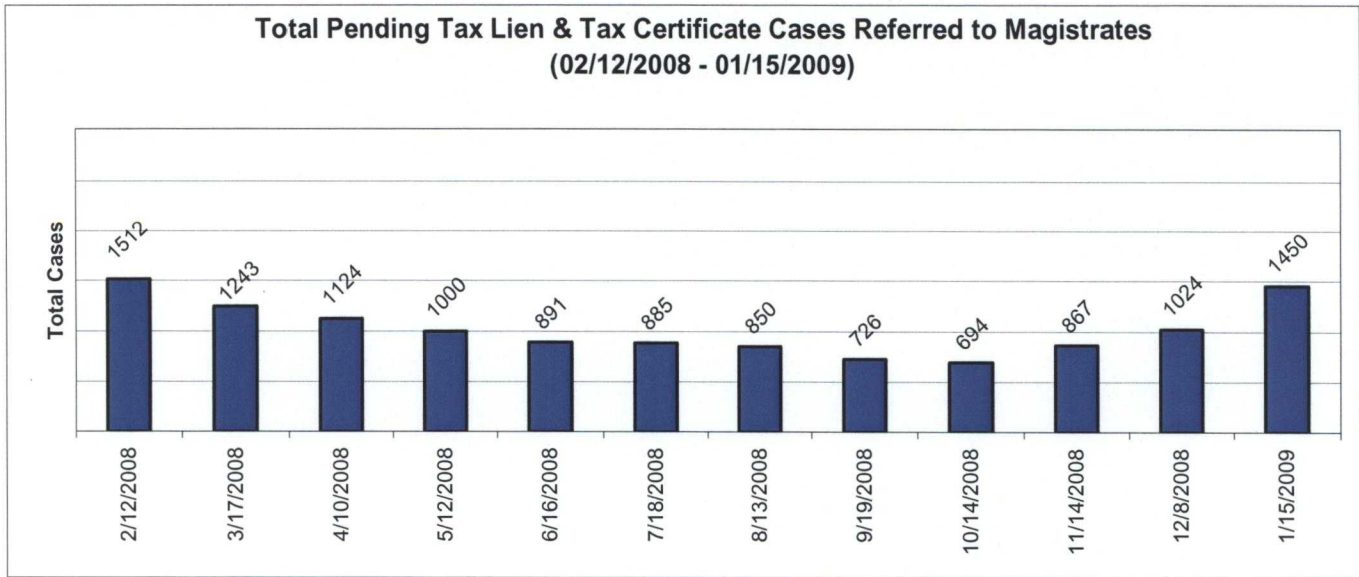


	As of:	2/17/2010	3/9/2010	4/7/2010	5/7/2010								
Year													
1990		0	0	0	0								
1991		0	0	0	0								
1992		0	0	0	0								
1993		0	0	0	0								
1994		0	0	0	0								
1995		0	0	0	0								
1996		0	0	0	0								
1997		0	0	0	0								
1998		0	0	0	0								
1999		0	0	0	0								
2000		3	3	3	2								
2001		1	1	1	0								
2002		1	0	1	1								
2003		6	7	7	8								
2004		11	12	11	13								
2005		12	13	15	11								
2006		23	22	16	15								
2007		69	65	63	64								
2008		585	511	442	356								
2009		7064	6478	5811	5137								
2010		1618	2523	3622	4497								
Total		9393	9635	9992	10104								

CUYAHOGA COUNTY COMMON PLEAS COURT

Total Pending Tax Lien & Certificate Cases Referred to Magistrates (A)

The following chart is a display of the number of pending tax Judicial Foreclosure cases referred to the Magistrates on specific dates. The table below shows the number of pending tax Judicial Foreclosure cases in each year since 1990.

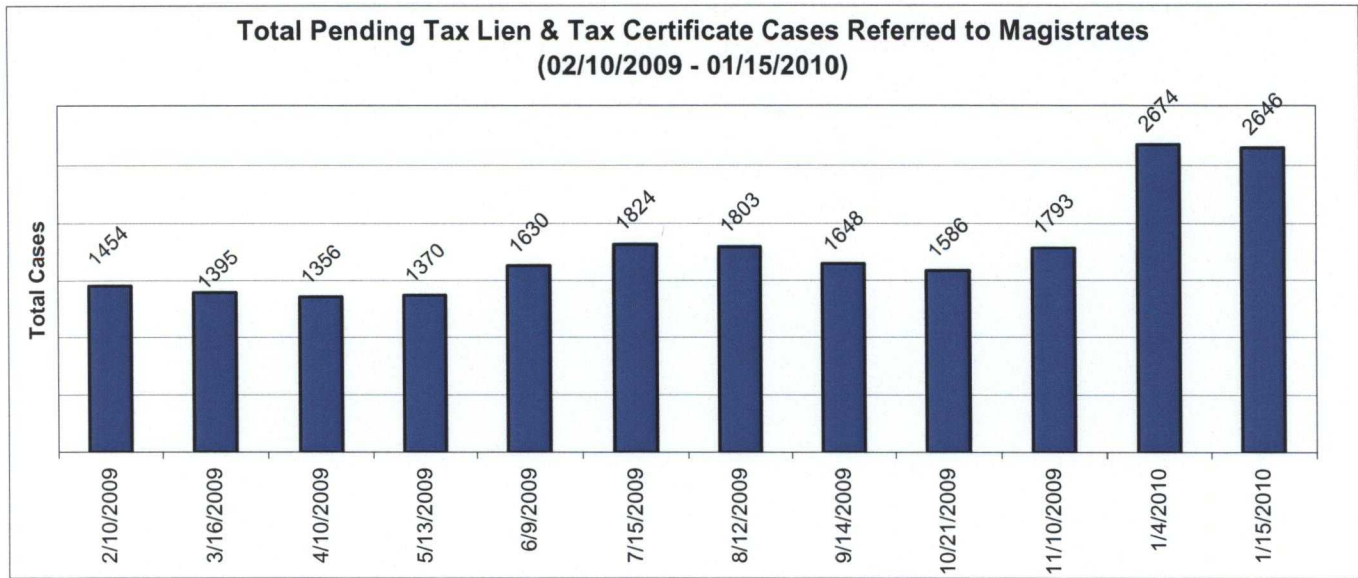


Year	As of:	2/12/2008	3/17/2008	4/10/2008	5/12/2008	6/16/2008	7/18/2008	8/13/2008	9/19/2008	10/14/2008	11/14/2008	12/8/2008	1/15/2009
1990		0	0	0	0	0	0	0	0	0	0	0	0
1991		0	0	0	0	0	0	0	0	0	0	0	0
1992		0	0	0	0	0	0	0	0	0	0	0	0
1993		0	0	0	0	0	0	0	0	0	0	0	0
1994		0	0	0	0	0	0	0	0	0	0	0	0
1995		0	0	0	0	0	0	0	0	0	0	0	0
1996		0	0	0	0	0	0	0	0	0	0	0	0
1997		0	0	0	0	0	0	0	0	0	0	0	0
1998		0	0	0	0	0	0	0	0	0	0	0	0
1999		0	0	0	0	0	0	0	0	0	0	0	0
2000		0	0	0	0	0	0	0	0	0	1	1	1
2001		5	4	4	4	4	4	4	3	4	3	3	2
2002		23	12	11	10	9	7	6	4	3	2	5	0
2003		26	17	14	13	8	5	3	1	0	0	0	1
2004		69	51	44	39	26	24	21	14	9	8	5	5
2005		159	104	87	73	52	42	35	22	17	10	10	9
2006		344	274	219	175	136	118	95	70	60	52	50	39
2007		791	654	532	424	350	304	262	211	193	150	131	88
2008		95	127	213	262	306	381	424	401	408	641	819	1305
Total		1512	1243	1124	1000	891	885	850	726	694	867	1024	1450

CUYAHOGA COUNTY COMMON PLEAS COURT

Total Pending Tax Lien & Certificate Cases Referred to Magistrates (B)

The following chart is a display of the number of pending tax Judicial Foreclosure cases referred to the Magistrates on specific dates. The table below shows the number of pending tax Judicial Foreclosure cases in each year since 1990.

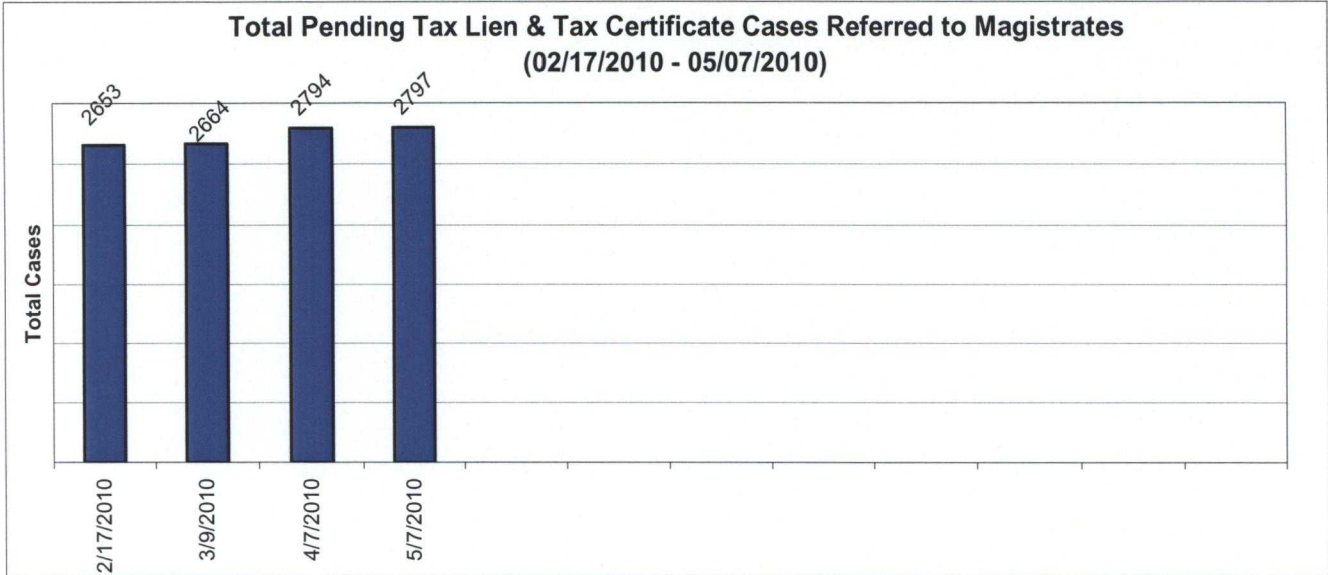


	As of:	2/10/2009	3/16/2009	4/10/2009	5/13/2009	6/9/2009	7/15/2009	8/12/2009	9/14/2009	10/21/2009	11/10/2009	1/4/2010	1/15/2010
Year													
1990		0	0	0	0	0	0	0	0	0	0	0	0
1991		0	0	0	0	0	0	0	0	0	0	0	0
1992		0	0	0	0	0	0	0	0	0	0	0	0
1993		0	0	0	0	0	0	0	0	0	0	0	0
1994		0	0	0	0	0	0	0	0	0	0	0	0
1995		0	0	0	0	0	0	0	0	0	0	0	0
1996		0	0	0	0	0	0	0	0	0	0	0	0
1997		0	0	0	0	0	0	0	0	0	0	0	0
1998		0	0	0	0	0	0	0	0	0	0	0	0
1999		0	0	0	0	0	0	0	0	0	0	0	0
2000		1	1	1	1	1	1	1	1	1	1	1	1
2001		2	1	1	1	1	1	1	1	1	1	1	1
2002		0	0	0	0	0	0	0	0	0	0	0	0
2003		1	2	2	1	1	1	1	1	1	1	1	1
2004		4	3	3	3	3	3	4	4	4	4	4	4
2005		8	4	3	3	3	3	3	2	2	2	2	2
2006		35	29	24	19	19	18	14	12	9	6	5	4
2007		77	60	45	39	36	30	24	23	16	14	13	13
2008		1244	1118	1027	922	839	697	586	464	369	318	251	228
2009		82	177	250	381	727	1070	1169	1140	1183	1446	2396	2369
2010													23
Total		1454	1395	1356	1370	1630	1824	1803	1648	1586	1793	2674	2646

CUYAHOGA COUNTY COMMON PLEAS COURT

Total Pending Tax Lien & Certificate Cases Referred to Magistrates (C)

The following chart is a display of the number of pending tax Judicial Foreclosure cases referred to the Magistrates on specific dates. The table below shows the number of pending tax Judicial Foreclosure cases in each year since 1990.

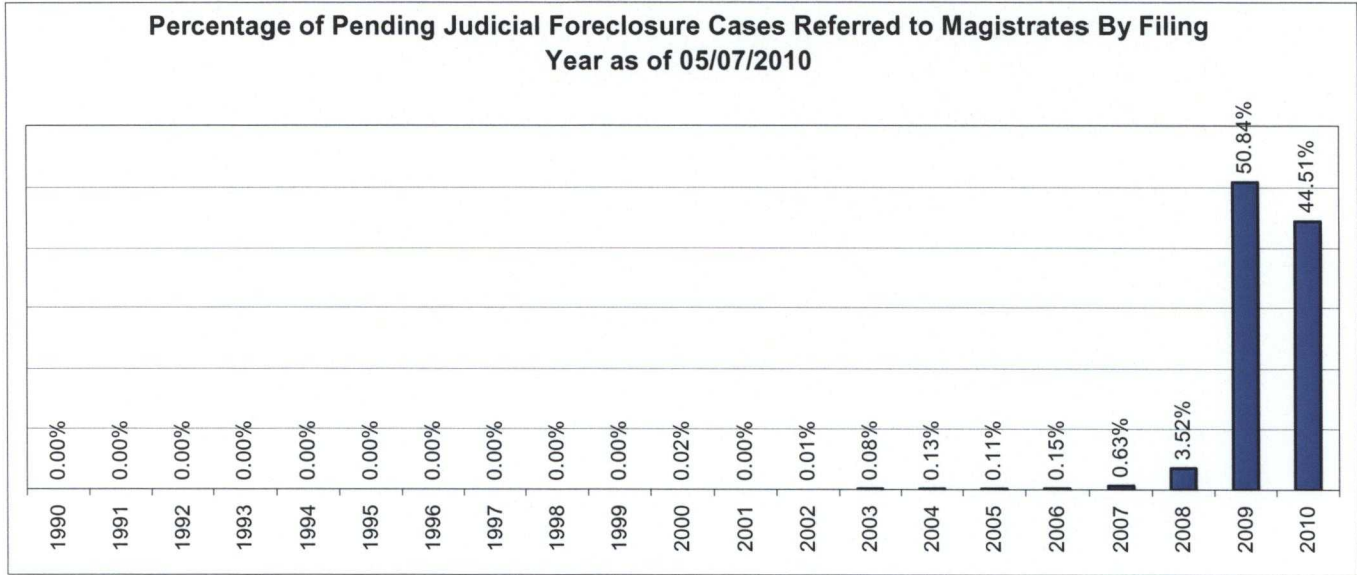


	As of:	2/17/2010	3/9/2010	4/7/2010	5/7/2010								
Year													
1990		0	0	0	0								
1991		0	0	0	0								
1992		0	0	0	0								
1993		0	0	0	0								
1994		0	0	0	0								
1995		0	0	0	0								
1996		0	0	0	0								
1997		0	0	0	0								
1998		0	0	0	0								
1999		0	0	0	0								
2000		1	1	1	1								
2001		1	1	1	0								
2002		0	0	0	1								
2003		1	1	1	1								
2004		4	3	3	3								
2005		2	2	2	2								
2006		3	3	3	4								
2007		12	10	10	11								
2008		186	156	133	107								
2009		2267	2145	2054	1924								
2010		176	342	586	743								
Total		2653	2664	2794	2797								

CUYAHOGA COUNTY COMMON PLEAS COURT

Percentage of Pending Judicial Foreclosure Cases By Filing Year

The following chart is a representation of the total number of pending Judicial Foreclosure cases by filing year expressed as a percentage on a specific date. The table below is the supporting data for this chart.

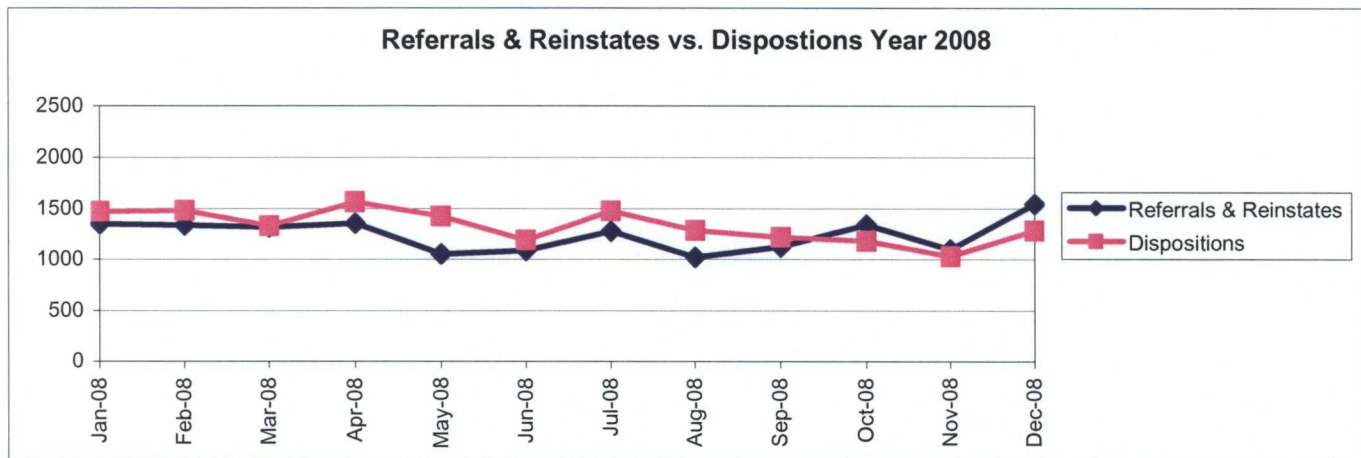


Year	As of:	5/7/2010	% of Total
1990		0	0.00%
1991		0	0.00%
1992		0	0.00%
1993		0	0.00%
1994		0	0.00%
1995		0	0.00%
1996		0	0.00%
1997		0	0.00%
1998		0	0.00%
1999		0	0.00%
2000		2	0.02%
2001		0	0.00%
2002		1	0.01%
2003		8	0.08%
2004		13	0.13%
2005		11	0.11%
2006		15	0.15%
2007		64	0.63%
2008		356	3.52%
2009		5137	50.84%
2010		4497	44.51%
Total		10104	100.00%

CUYAHOGA COUNTY COMMON PLEAS COURT

Judicial Foreclosure Clearance Rate Year 2008

The Clearance Rate is the number of outgoing cases as a percentage of the number of incoming cases. Clearance rate measures whether the court is keeping up with its incoming caseload. If cases are not disposed in a timely manner, a backlog of cases awaiting disposition will grow. A Clearance Rate of 100% indicates that at least as many cases as have been filed, reopened, or reactivated in a period have been disposed.

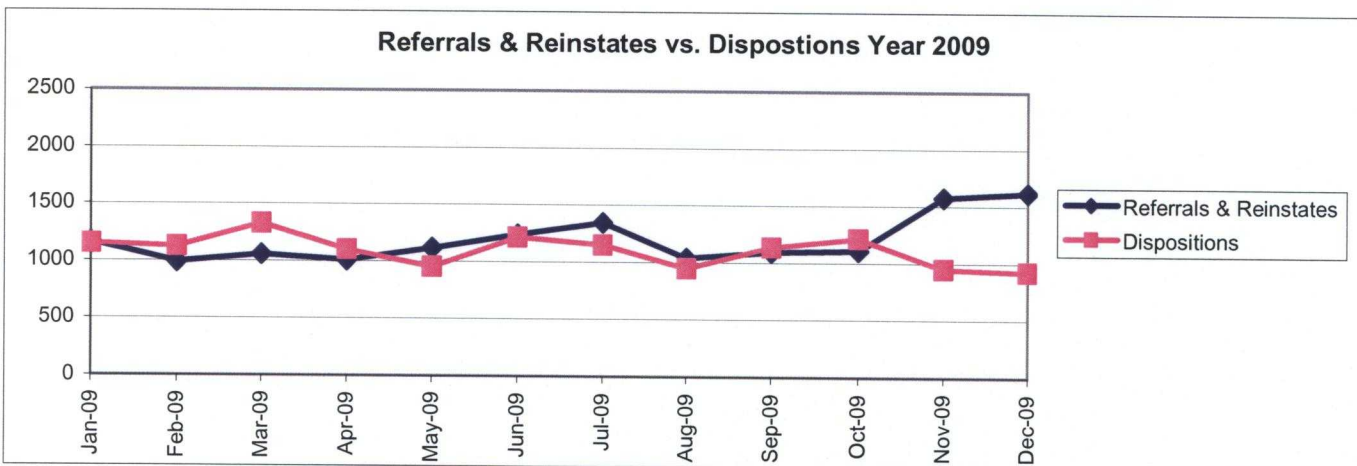
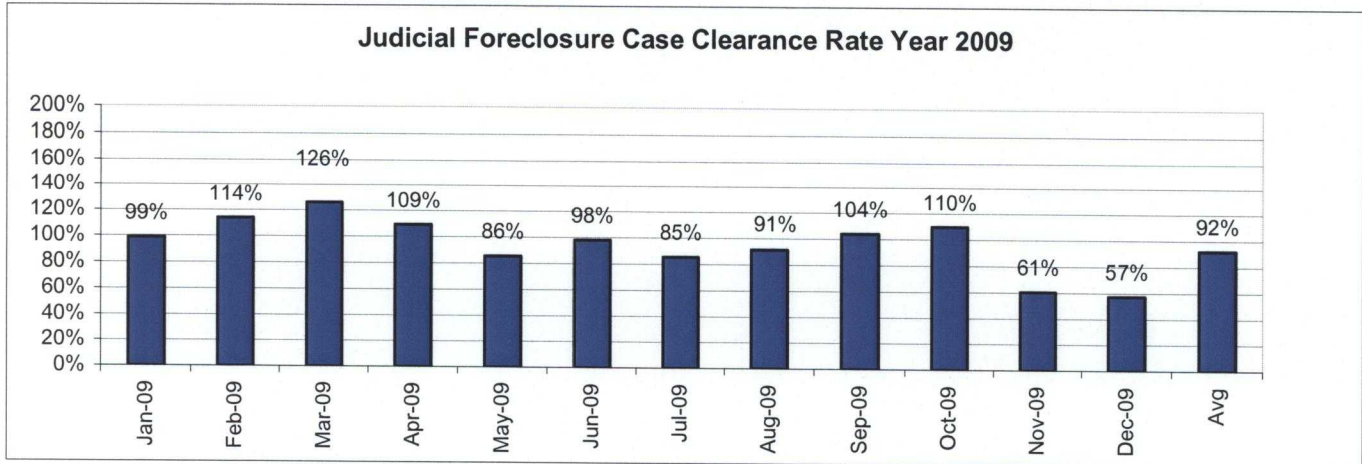


	Referrals & Reinstates	Dispositions	Clearance Rate
Jan-08	1346	1473	109%
Feb-08	1335	1483	111%
Mar-08	1317	1330	101%
Apr-08	1353	1567	116%
May-08	1048	1425	136%
Jun-08	1084	1188	110%
Jul-08	1276	1479	116%
Aug-08	1017	1283	126%
Sep-08	1121	1215	108%
Oct-08	1337	1177	88%
Nov-08	1093	1028	94%
Dec-08	1545	1282	83%
Avg	1239	1328	107%
Total	14872	15930	

CUYAHOGA COUNTY COMMON PLEAS COURT

Judicial Foreclosure Clearance Rate Year 2009

The Clearance Rate is the number of outgoing cases as a percentage of the number of incoming cases. Clearance rate measures whether the court is keeping up with its incoming caseload. If cases are not disposed in a timely manner, a backlog of cases awaiting disposition will grow. A Clearance Rate of 100% indicates that at least as many cases as have been filed, reopened, or reactivated in a period have been disposed.

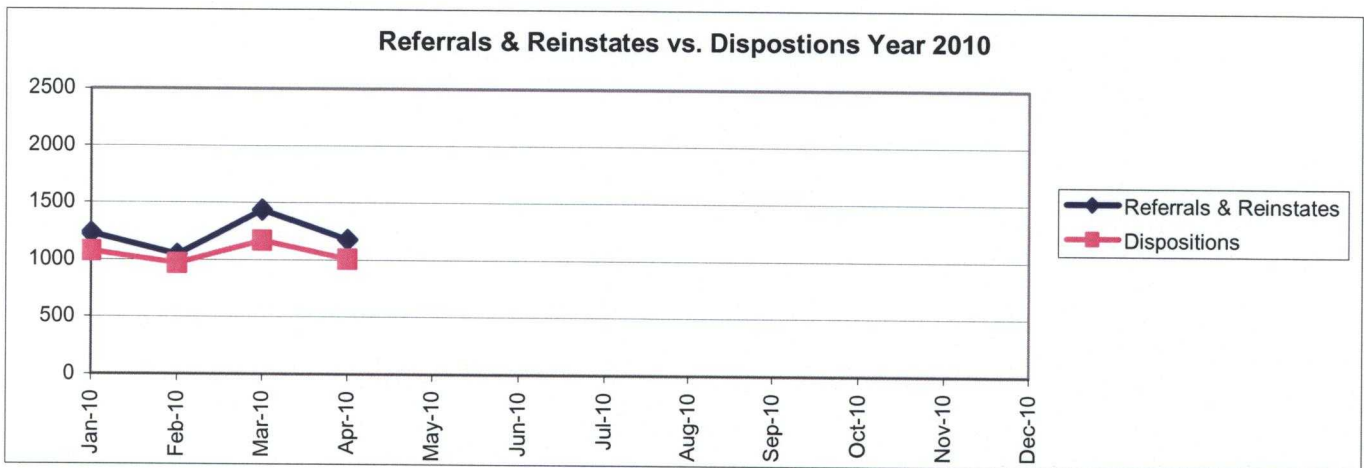
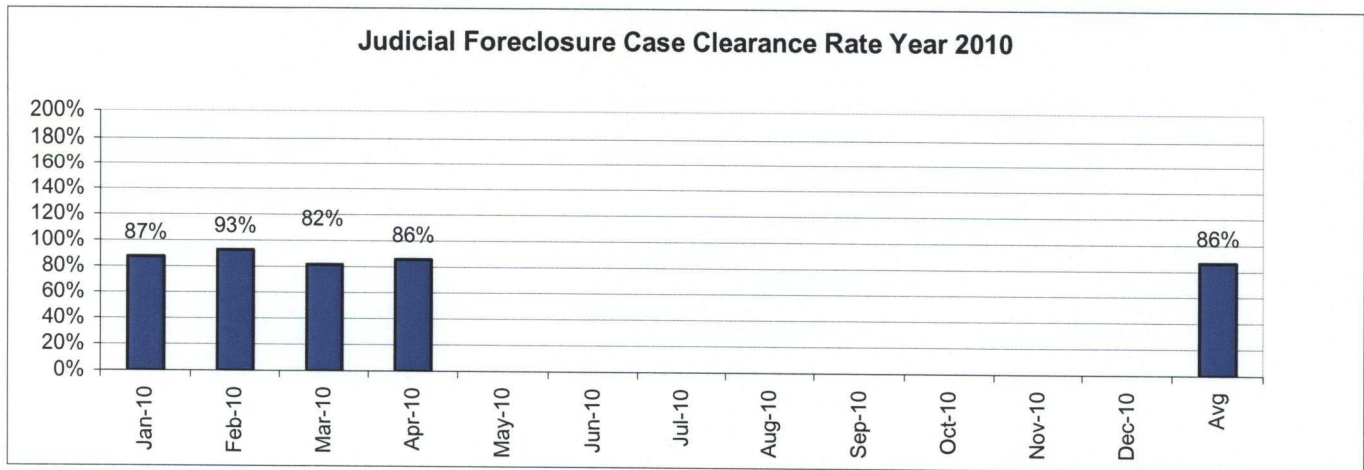


	Referrals & Reinstates	Dispositions	Clearance Rate
Jan-09	1167	1154	99%
Feb-09	991	1127	114%
Mar-09	1058	1331	126%
Apr-09	1010	1102	109%
May-09	1116	955	86%
Jun-09	1238	1214	98%
Jul-09	1345	1149	85%
Aug-09	1038	949	91%
Sep-09	1094	1136	104%
Oct-09	1108	1214	110%
Nov-09	1573	952	61%
Dec-09	1614	927	57%
Avg	1196	1101	92%
Total	14352	13210	

CUYAHOGA COUNTY COMMON PLEAS COURT

Judicial Foreclosure Clearance Rate Year 2010

The Clearance Rate is the number of outgoing cases as a percentage of the number of incoming cases. Clearance rate measures whether the court is keeping up with its incoming caseload. If cases are not disposed in a timely manner, a backlog of cases awaiting disposition will grow. A Clearance Rate of 100% indicates that at least as many cases as have been filed, reopened, or reactivated in a period have been disposed.

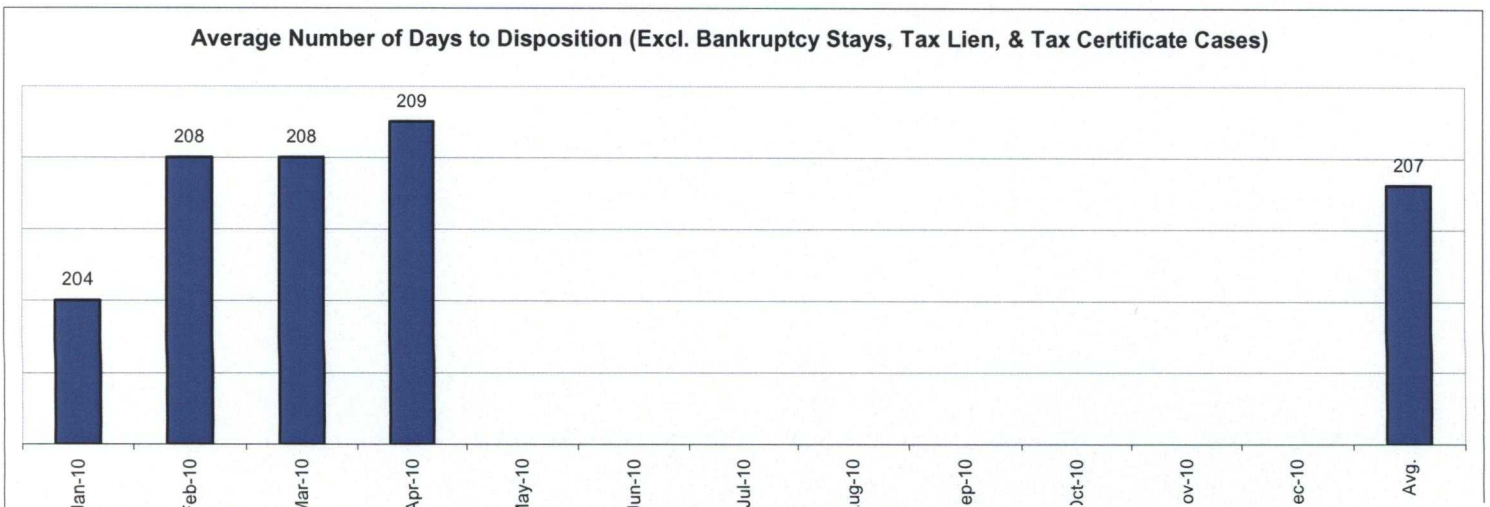
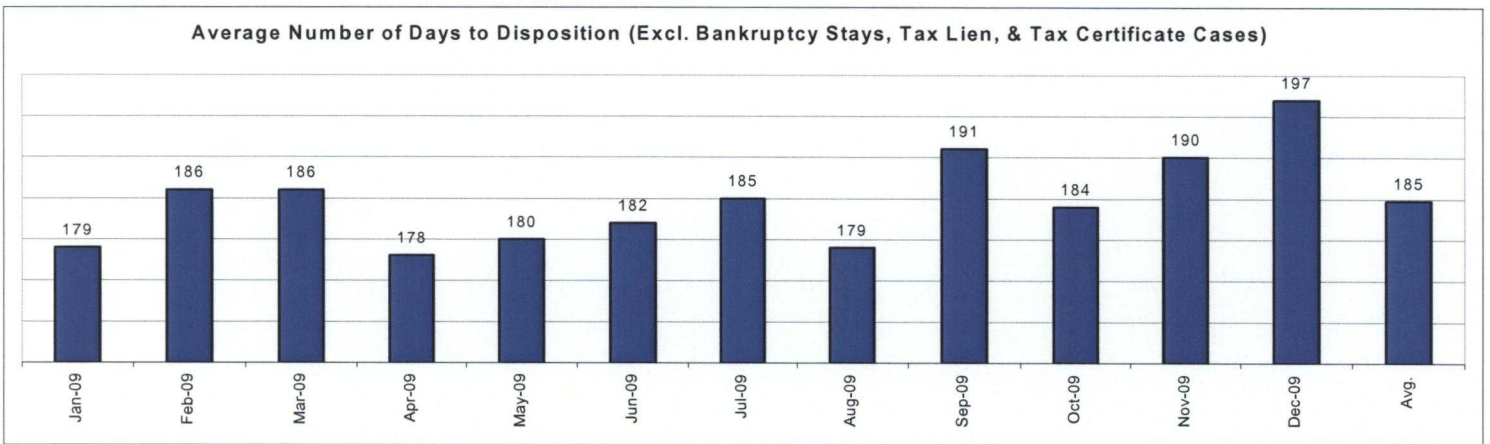
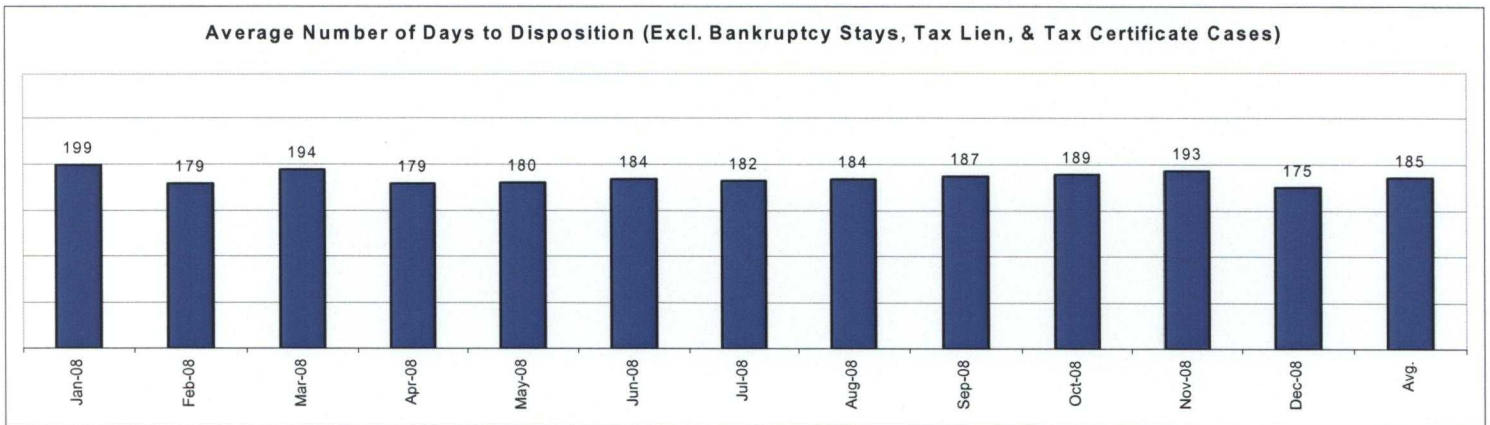


	Referrals & Reinstates	Dispositions	Clearance Rate
Jan-10	1231	1077	87%
Feb-10	1047	970	93%
Mar-10	1434	1170	82%
Apr-10	1177	1010	86%
May-10			
Jun-10			
Jul-10			
Aug-10			
Sep-10			
Oct-10			
Nov-10			
Dec-10			
Avg	1222	1057	86%
Total	4889	4227	

CUYAHOGA COUNTY COMMON PLEAS COURT

Avg. Number of Days to Disp. (Excl. Bank. Stays & Tax Lien & Tax Cert.)

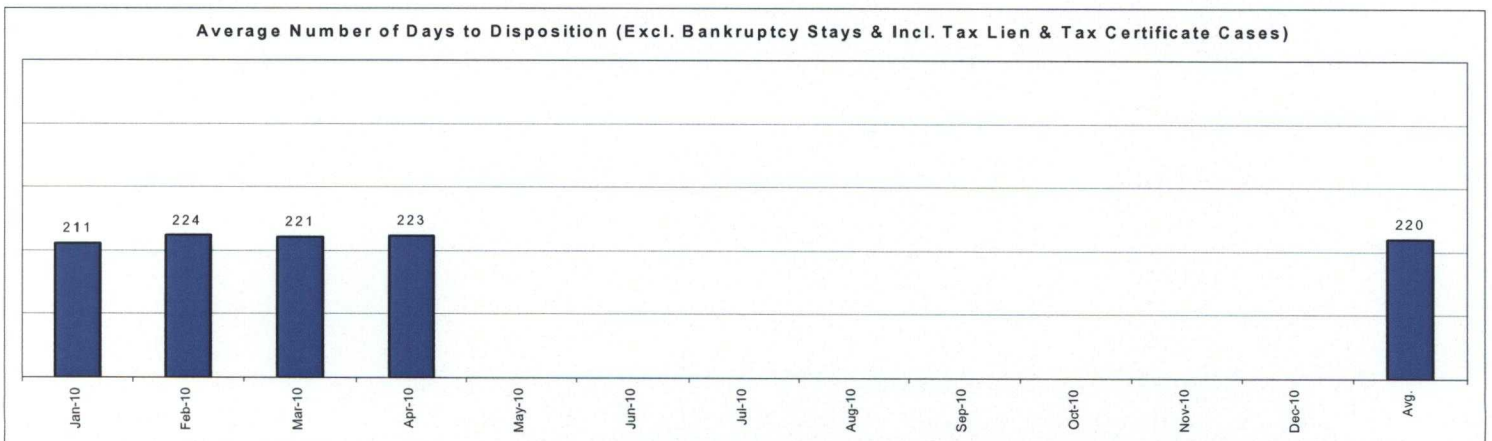
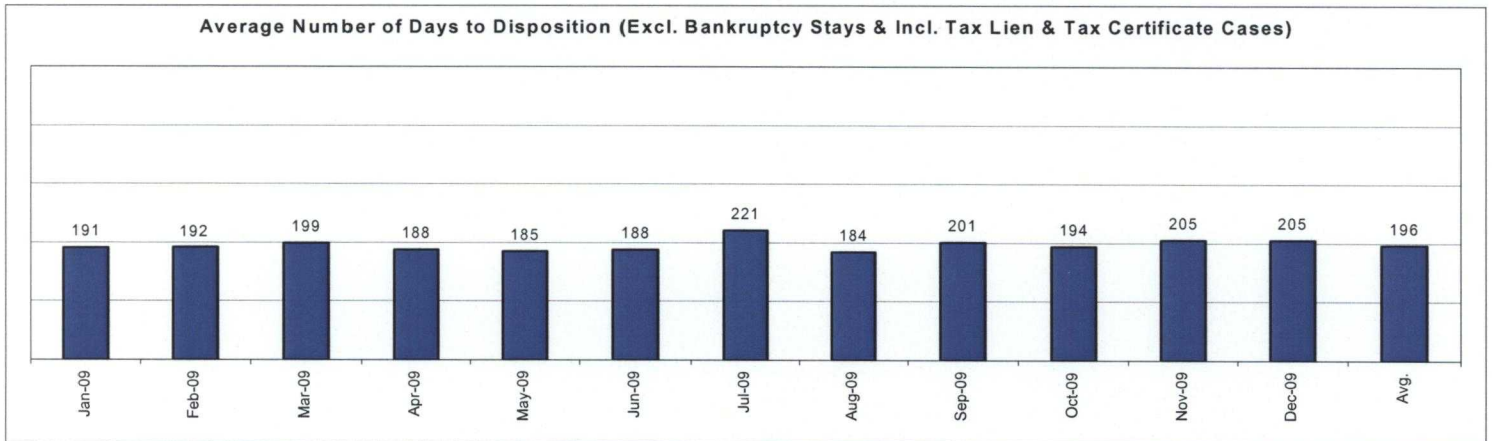
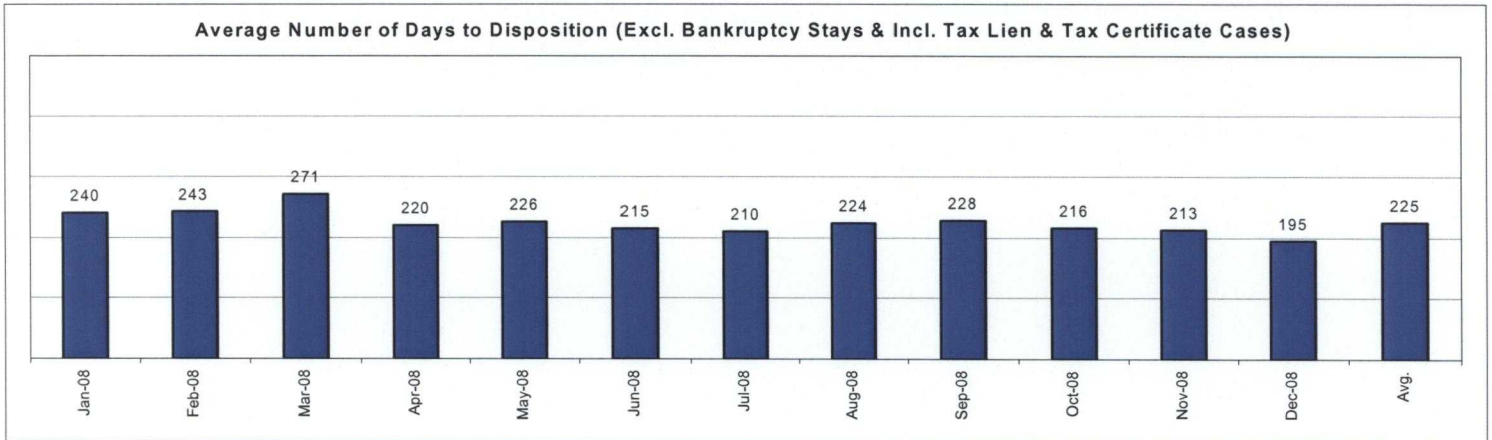
The average number of days to disposition is the number of days from filing to a final disposition entry being filed with the Clerk of Court. The data sample is based on all judicial foreclosure cases terminated by decree or dismissal (cases terminated by bankruptcy are not included) in a month. Each case is examined to determine the number of days between filing and termination with the periods that a case may have been in bankruptcy subtracted. Adding the total days of all of the cases minus bankruptcy periods and dividing by the total number of cases calculates the average. In the following chart, tax judicial foreclosure cases are excluded.



CUYAHOGA COUNTY COMMON PLEAS COURT

Avg. Number of Days to Disp. (Excl. Bank. Stays & Incl. Tax Lien & Tax Cert.)

The average number of days to disposition is the number of days from filing to a final disposition entry being filed with the Clerk of Court. The data sample is based on all Judicial Foreclosure cases terminated by decree or dismissal (cases terminated by bankruptcy are not included) in a month. Each case is examined to determine the number of days between filing and termination with the periods that a case may have been in bankruptcy subtracted. Adding the total days of all of the cases minus bankruptcy periods and dividing by the total number of cases calculates the average. In the following chart, all types of Judicial Foreclosure cases are included.



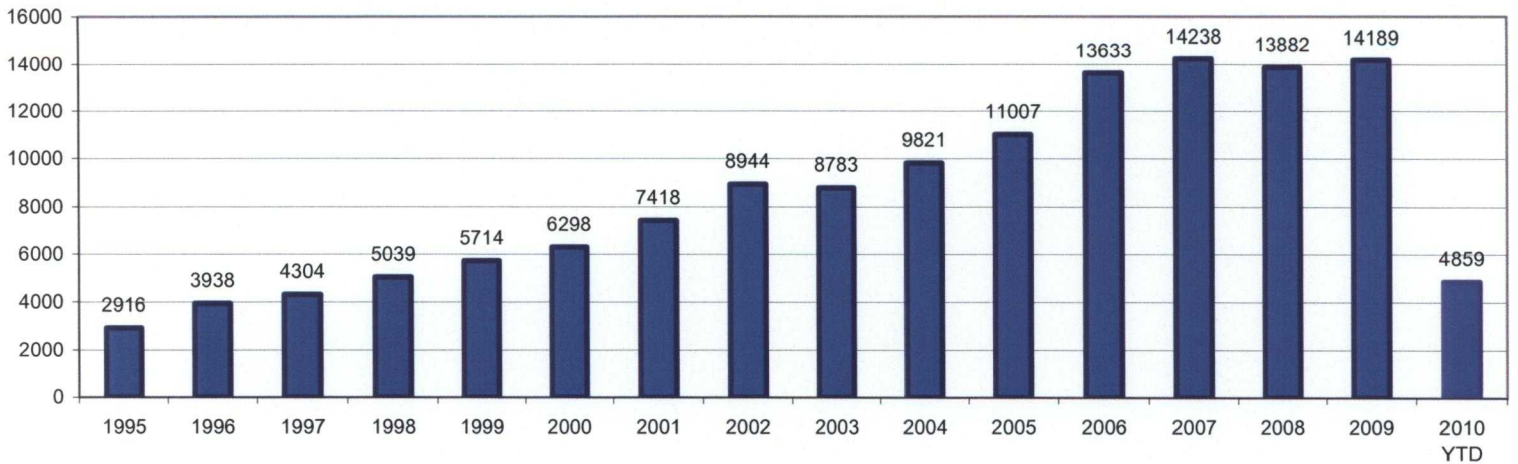
CUYAHOGA COUNTY COMMON PLEAS COURT

Total New Judicial Foreclosure Filings

The following charts are provided as a historical view of new judicial foreclosure filings.

1. Total New Judicial Foreclosure Filings from 1995 – 2010 by year
2. Total New Marsh of Lien/Quiet Title/Partition Filings from 2007 – 2010 by month
3. Total New Tax Lien & Tax Certificate Filings for 2008 – 2010 by month
4. Total New Judicial Foreclosure Filings from 2008 – 2010 by month

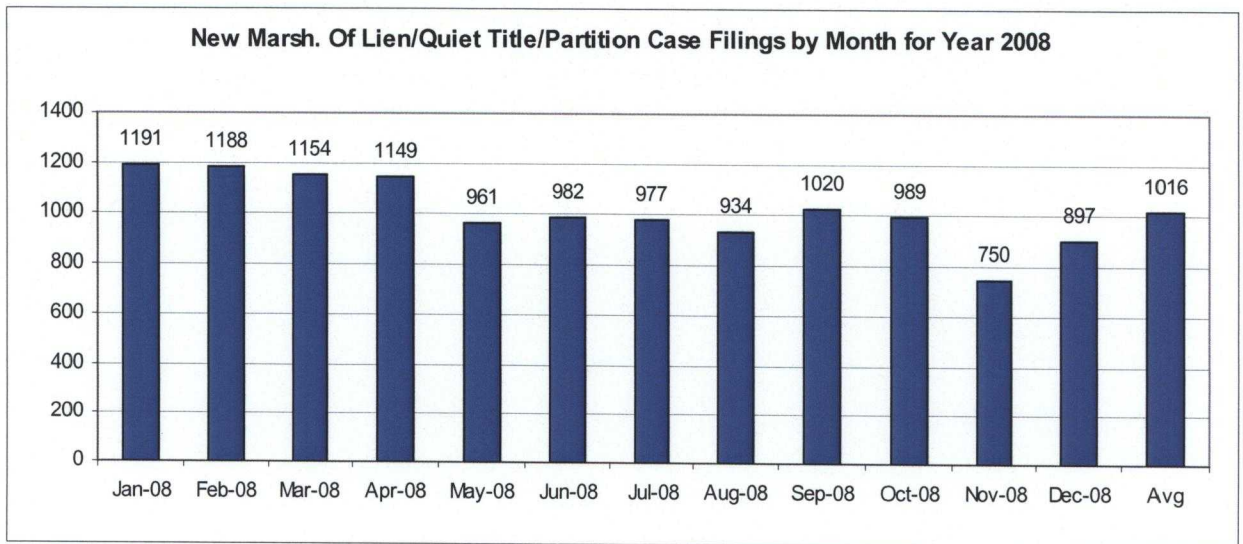
Total New Judicial Foreclosure Filings 1995 - 2010



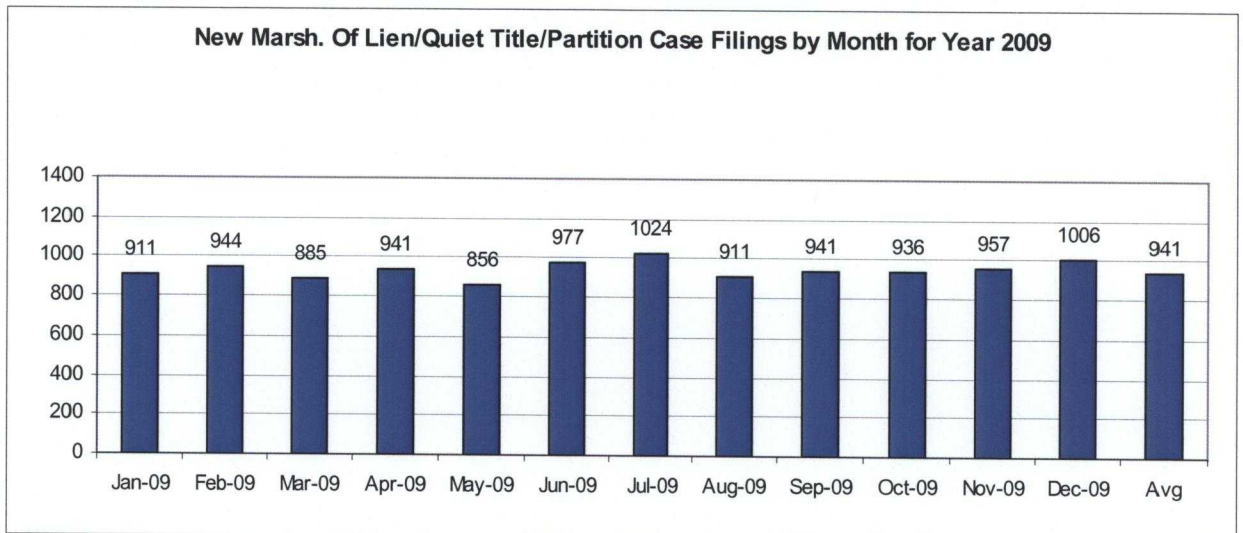
CUYAHOGA COUNTY COMMON PLEAS COURT

New Marsh. of Lien/Quiet Title/Partition Filings by Month for 2008 – 2010 YTD

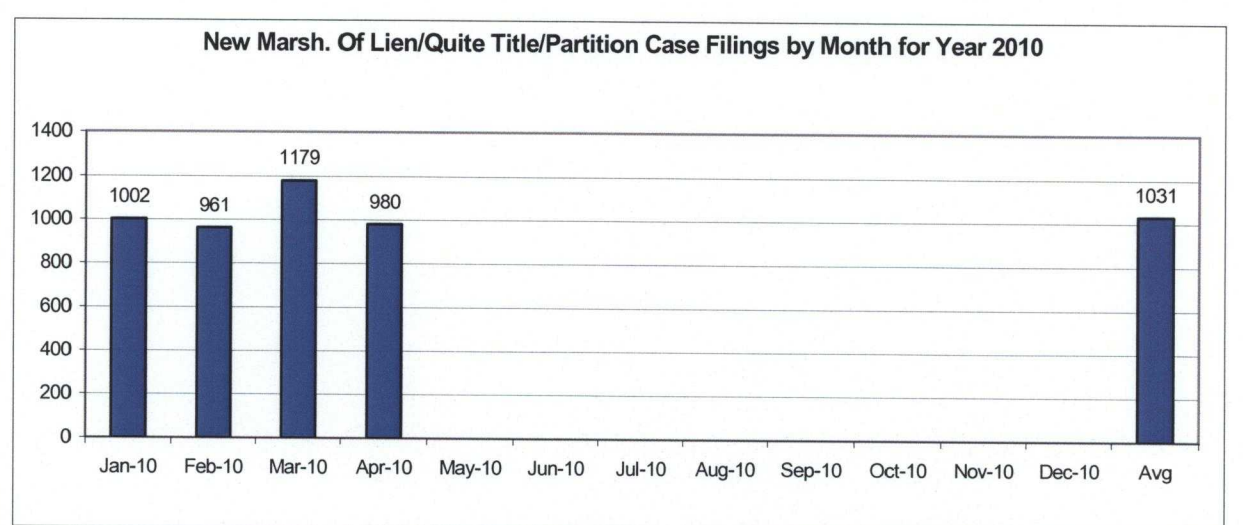
Month	# Filings
Jan-08	1191
Feb-08	1188
Mar-08	1154
Apr-08	1149
May-08	961
Jun-08	982
Jul-08	977
Aug-08	934
Sep-08	1020
Oct-08	989
Nov-08	750
Dec-08	897
Avg	1016
Total	12192



Month	# Filings
Jan-09	911
Feb-09	944
Mar-09	885
Apr-09	941
May-09	856
Jun-09	977
Jul-09	1024
Aug-09	911
Sep-09	941
Oct-09	936
Nov-09	957
Dec-09	1006
Avg	941
Total	11289



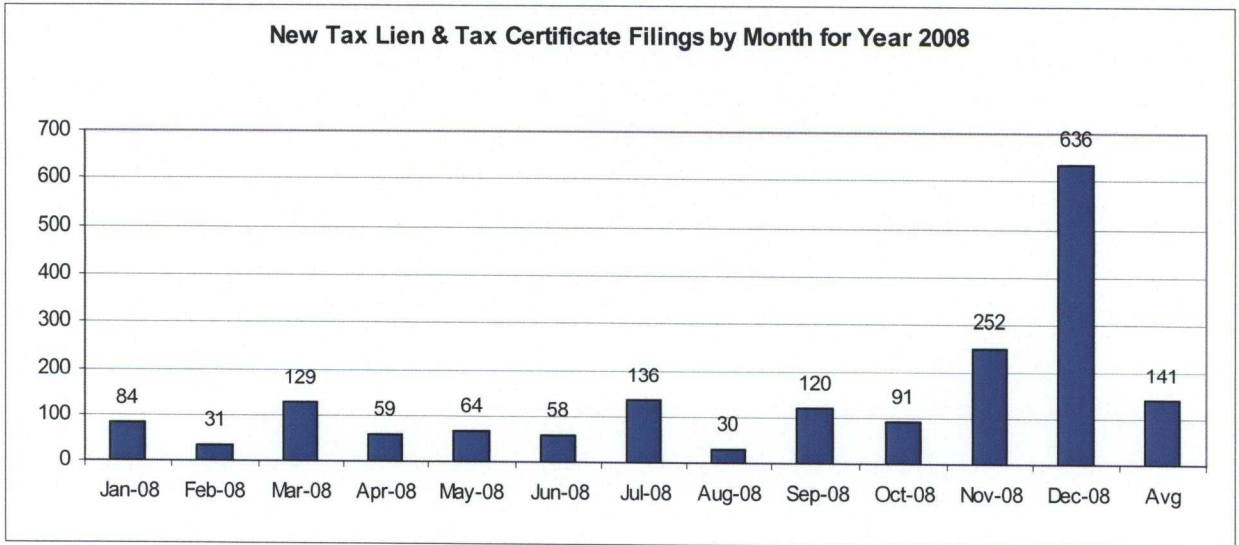
Month	# Filings
Jan-10	1002
Feb-10	961
Mar-10	1179
Apr-10	980
May-10	
Jun-10	
Jul-10	
Aug-10	
Sep-10	
Oct-10	
Nov-10	
Dec-10	
Avg	1031
Total	4122



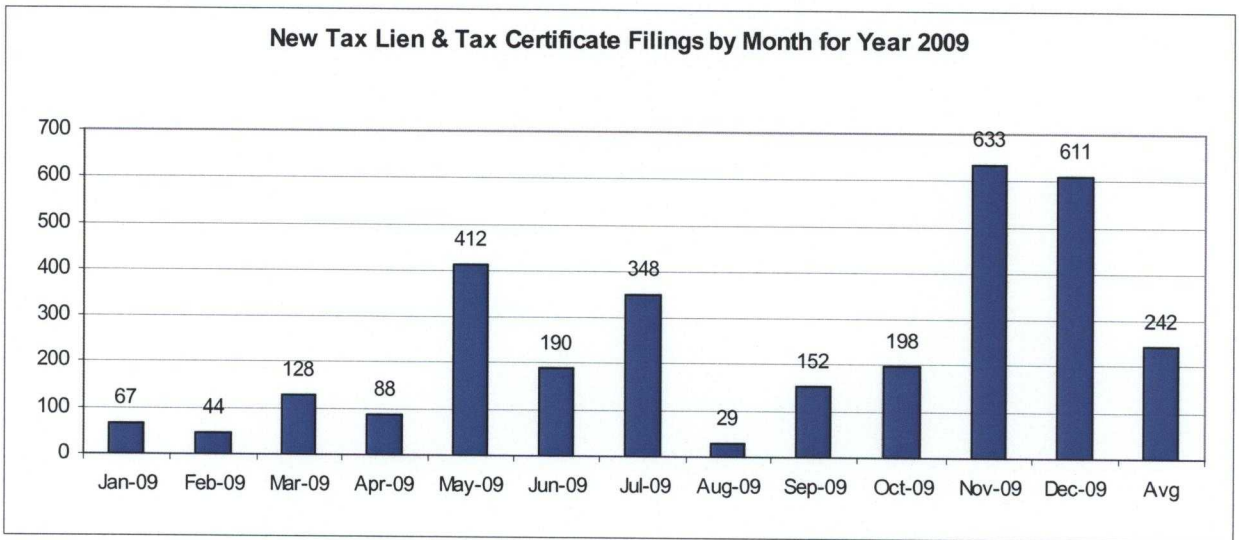
CUYAHOGA COUNTY COMMON PLEAS COURT

New Tax Lien & Certificate Filings by Month for Year 2008 – 2010 YTD

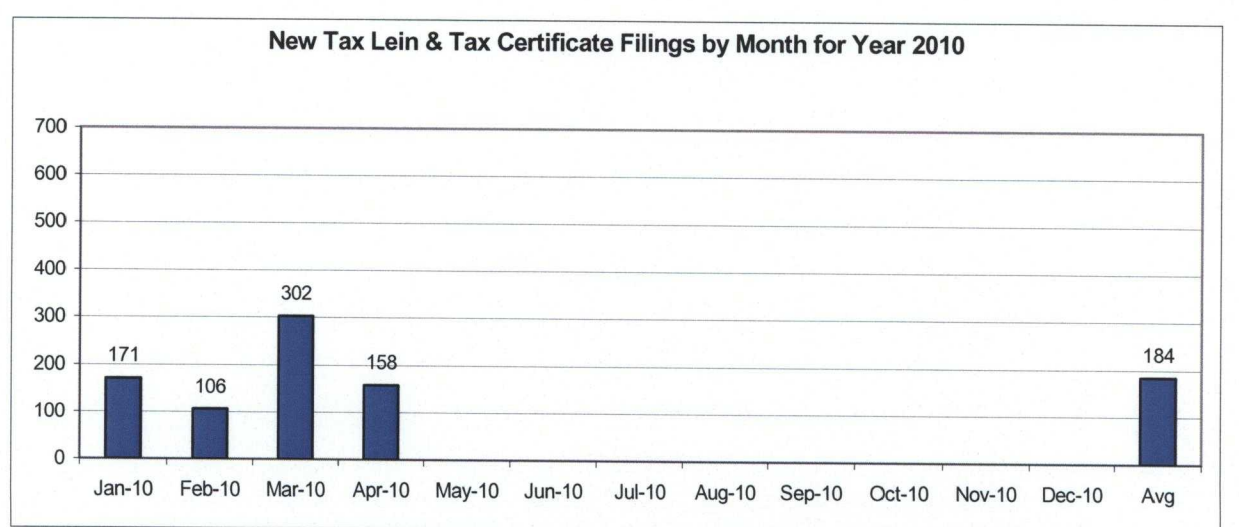
Month	# Filings
Jan-08	84
Feb-08	31
Mar-08	129
Apr-08	59
May-08	64
Jun-08	58
Jul-08	136
Aug-08	30
Sep-08	120
Oct-08	91
Nov-08	252
Dec-08	636
Avg	141
Total	1690



Month	# Filings
Jan-09	67
Feb-09	44
Mar-09	128
Apr-09	88
May-09	412
Jun-09	190
Jul-09	348
Aug-09	29
Sep-09	152
Oct-09	198
Nov-09	633
Dec-09	611
Avg	242
Total	2900



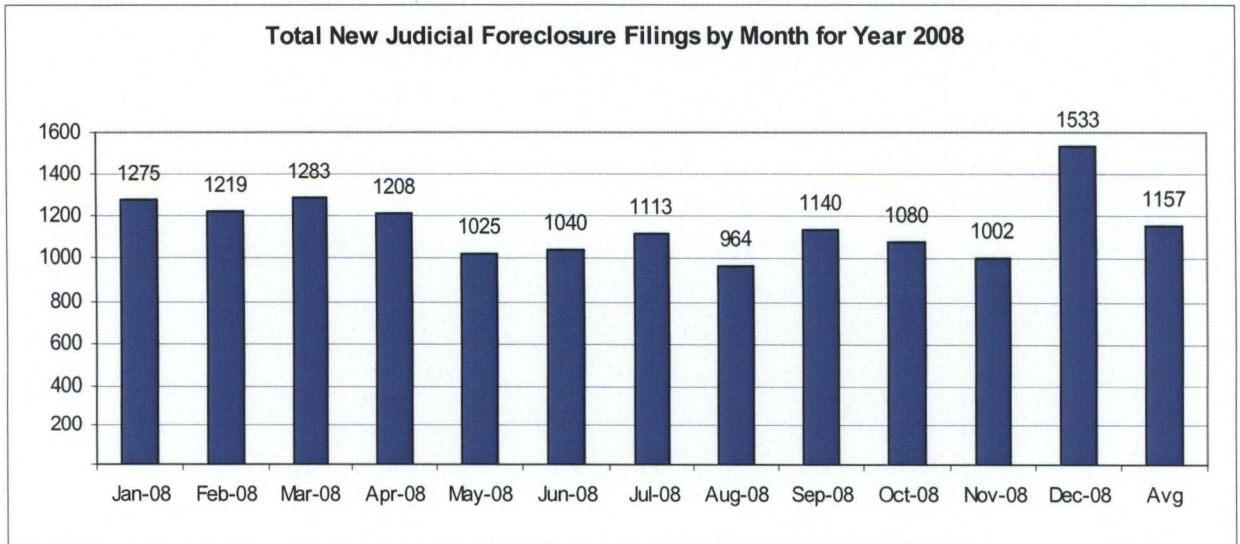
Month	# Filings
Jan-10	171
Feb-10	106
Mar-10	302
Apr-10	158
May-10	
Jun-10	
Jul-10	
Aug-10	
Sep-10	
Oct-10	
Nov-10	
Dec-10	
Avg	184
Total	737



CUYAHOGA COUNTY COMMON PLEAS COURT

Total New Judicial Foreclosure Filings by Month for Year 2008 – 2010 YTD

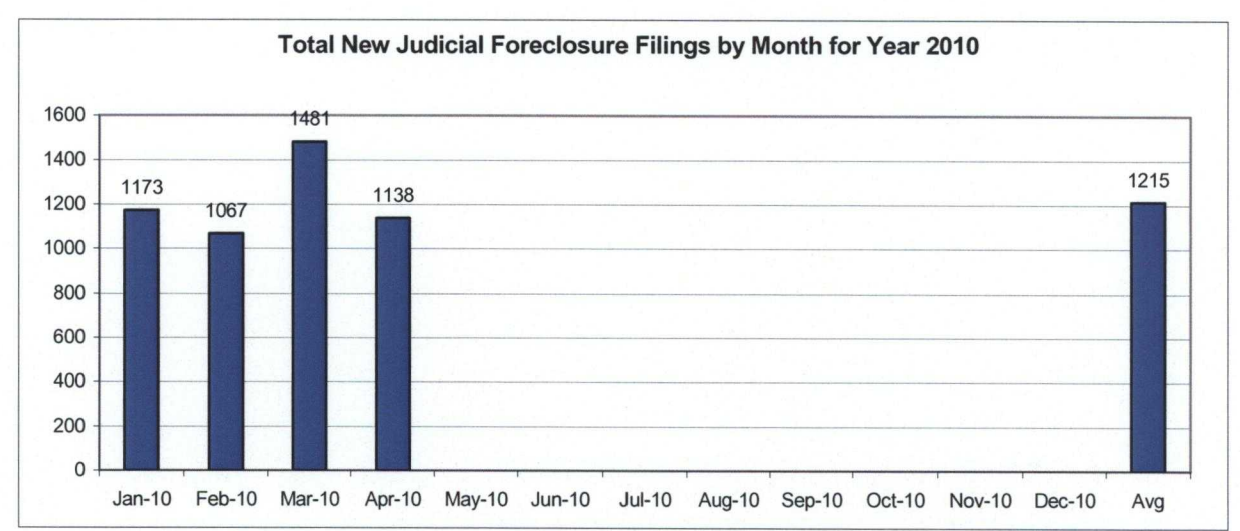
Month	# Filings
Jan-08	1275
Feb-08	1219
Mar-08	1283
Apr-08	1208
May-08	1025
Jun-08	1040
Jul-08	1113
Aug-08	964
Sep-08	1140
Oct-08	1080
Nov-08	1002
Dec-08	1533
Avg	1157
Total	13882



Month	# Filings
Jan-09	978
Feb-09	988
Mar-09	1013
Apr-09	1029
May-09	1268
Jun-09	1167
Jul-09	1372
Aug-09	940
Sep-09	1093
Oct-09	1134
Nov-09	1590
Dec-09	1617
Avg	1182
Total	14189



Month	# Filings
Jan-10	1173
Feb-10	1067
Mar-10	1481
Apr-10	1138
May-10	
Jun-10	
Jul-10	
Aug-10	
Sep-10	
Oct-10	
Nov-10	
Dec-10	
Avg	1215
Total	4859



CUYAHOGA COUNTY COMMON PLEAS COURT

Magistrate's Monthly Reports

The Magistrates' Monthly Report consists of 5 reports. Below is a description of each.

Magistrate's Monthly Supplemental Journal Entry Report (R415)

Retrieves total number of supplemental entries and Decrees of Confirmation of Sheriff's sale created during a specific period. A supplemental entry is any journal created by a magistrate, which does not close out a case. For example, any magistrate's order (MG) setting a hearing, any journal entry (JE) ruling on a motion, journals confirming Sheriff's sales, etc.).

Magistrate's Full Disposition Count by Magistrate Report (R413)

Retrieves total number of cases disposed of during a specific period. The dispositions are grouped by Magistrate and then broken down by the type of disposition (i. e. Default, Dismissed with Prejudice, Dismissed without Prejudice, etc.) This report can be printed three different ways. Including tax cases (Full Dispositions), excluding tax cases (Non-Tax Dispositions), and Tax cases only (Tax Dispositions).

Magistrate's Monthly Cases Referred/Reinstated Report (R418)

Retrieves newly filed cases referred to the Magistrates Dept. and cases previously disposed by the Magistrates Dept. that are reinstated and re-referred to the magistrates. The cases are separated by Tax (filing code 1465; Tax Judicial Foreclosure & 1466; Tax Certificate Judicial Foreclosure) and Non-Tax (1460; Judicial Foreclosure Marsh. Of Lien, 1480; Partition, 1470; Quiet Title, misc. (i. e. 1391; Contract Other, etc.).

Magistrate's Monthly Hearing Totals Report (R3146)

Retrieves total number of hearings held during one month. The hearings are grouped by Magistrate and then broken down by what type hearing was held (i. e. Default, Pretrial, etc.).

Magistrate's Monthly Case Load Report (R3147)

Retrieves individual caseload totals for individual magistrates during a specific period. The cases are grouped by magistrate and then broken down by case type (i. e. tax judicial foreclosure, tax certificate judicial foreclosure and non-tax judicial foreclosure).

CUYAHOGA COUNTY COURT OF COMMON PLEAS

DATE: 05/24/2010
TIME: 9:35 AM

OFFICE OF THE MAGISTRATES
MAGISTRATE'S MONTHLY SUPPLEMENTALS BY CASE
REPORTING PERIOD: APRIL 2010

PAGE: 1
CMSR415D

SUPPLEMENTALS

AUGUSTYN	260
BAKER	527
BUCHA	409
CUTHBERT	676
DYKE	425
GAUNTNER	493
GONZALEZ	383
HIPPLEY	327
JACKSON	348
KLEIN	517
LUCAS	305
OLSZTYN	535
VOZAR	422
WEISS	390
UNACCOUNTED FOR	0

TOTAL 6017

CONFIRMATIONS

TOTAL 545

CUYAHOGA COUNTY COURT OF COMMON PLEAS

OFFICE OF THE MAGISTRATES

Full Disposition Count by Magistrate

REPORTING PERIOD: FROM 04/01/2010 TO 04/30/2010

DATE: 05/24/2010

TIME: 9:38 AM

PAGE: 1

CMSR413

MagID	Dispose Type	Tax Cert.	Tax Treas.	Total
KCA				
	Bank	0	0	5
	Def	0	0	4
	Dism	0	0	23
	Ref. Vacate	0	0	0
	Court Trial	0	0	0
	Other	0	0	0
	<u>MAG'S TOTAL</u>	<u>0</u>	<u>0</u>	<u>32</u>

Decrees	494
Defaults	292
Other	202
Court Trial	0
Dismissals	436
Bankruptcy	79
Ref. Vacated	1
Grand Total	1010

GDB				
	Bank	0	0	6
	Def	0	0	61
	Dism	0	0	34
	Ref. Vacate	0	0	0
	Court Trial	0	0	0
	Other	0	0	15
	<u>MAG'S TOTAL</u>	<u>0</u>	<u>0</u>	<u>116</u>

SMB				
	Bank	0	0	3
	Def	0	0	9
	Dism	0	0	29
	Ref. Vacate	0	0	0
	Court Trial	0	0	0
	Other	0	0	3
	<u>MAG'S TOTAL</u>	<u>0</u>	<u>0</u>	<u>44</u>

ARC				
	Bank	0	0	10
	Def	0	0	19
	Dism	0	0	44
	Ref. Vacate	0	0	1
	Court Trial	0	0	0
	Other	0	0	9
	<u>MAG'S TOTAL</u>	<u>0</u>	<u>0</u>	<u>83</u>

JTD				
	Bank	0	0	4
	Def	2	0	48
	Dism	0	1	28
	Ref. Vacate	0	0	0
	Court Trial	0	0	0
	Other	0	3	11
	<u>MAG'S TOTAL</u>	<u>2</u>	<u>4</u>	<u>91</u>

TMG				
	Bank	0	0	5
	Def	0	0	9
	Dism	0	0	38
	Ref. Vacate	0	0	0
	Court Trial	0	0	0
	Other	0	0	1
	<u>MAG'S TOTAL</u>	<u>0</u>	<u>0</u>	<u>53</u>

TG				
	Bank	0	0	8
	Def	0	0	40
	Dism	0	0	33
	Ref. Vacate	0	0	0
	Court Trial	0	0	0
	Other	0	0	7
	<u>MAG'S TOTAL</u>	<u>0</u>	<u>0</u>	<u>88</u>

KH				
	Bank	0	0	6
	Def	0	0	22

CUYAHOGA COUNTY COURT OF COMMON PLEAS

OFFICE OF THE MAGISTRATES

Full Disposition Count by Magistrate

REPORTING PERIOD: FROM 04/01/2010 TO 04/30/2010

DATE: 05/24/2010

TIME: 9:38 AM

PAGE: 2

CMSR413

MagID	Dispose Type	Tax Cert.	Tax Treas.	Total
	Ref. Vacate	0	0	0
	Court Trial	0	0	0
	Other	0	0	11
	<u>MAG'S TOTAL</u>	<u>0</u>	<u>0</u>	<u>70</u>
<hr/>				
JLJ	Bank	0	0	6
	Def	0	0	18
	Dism	0	0	30
	Ref. Vacate	0	0	0
	Court Trial	0	0	0
	Other	0	0	6
	<u>MAG'S TOTAL</u>	<u>0</u>	<u>0</u>	<u>60</u>
<hr/>				
MK	Bank	0	0	12
	Def	0	0	19
	Dism	0	0	31
	Ref. Vacate	0	0	0
	Court Trial	0	0	0
	Other	0	0	7
	<u>MAG'S TOTAL</u>	<u>0</u>	<u>0</u>	<u>69</u>
<hr/>				
PL	Bank	1	1	2
	Def	7	1	8
	Dism	7	11	21
	Ref. Vacate	0	0	0
	Court Trial	0	0	0
	Other	1	43	44
	<u>MAG'S TOTAL</u>	<u>16</u>	<u>56</u>	<u>75</u>
<hr/>				
CEO	Bank	0	0	6
	Def	0	0	11
	Dism	0	0	44
	Ref. Vacate	0	0	0
	Court Trial	0	0	0
	Other	0	0	1
	<u>MAG'S TOTAL</u>	<u>0</u>	<u>0</u>	<u>62</u>
<hr/>				
TJV	Bank	0	0	4
	Def	0	0	22
	Dism	0	2	32
	Ref. Vacate	0	0	0
	Court Trial	0	0	0
	Other	1	7	13
	<u>MAG'S TOTAL</u>	<u>1</u>	<u>9</u>	<u>71</u>
<hr/>				
CW	Bank	1	1	2
	Def	2	0	2
	Dism	9	9	18
	Ref. Vacate	0	0	0
	Court Trial	0	0	0
	Other	2	72	74
	<u>MAG'S TOTAL</u>	<u>14</u>	<u>82</u>	<u>96</u>

CUYAHOGA COUNTY COURT OF COMMON PLEAS

DATE: 05/24/2010
 TIME: 09:38 AM

OFFICE OF THE MAGISTRATES
 MAGISTRATE'S MONTHLY REF/REIN CASES
 FROM 04/01/2010 TO 04/30/2010

CMSR418

MAGISTRATE	NEW REFERRALS				REINSTATED			
	Tax Treas.	Tax Cert.	Non-Tax	Total	Tax Treas.	Tax Cert.	Non-Tax	Total
<u>AUGUSTYN/KEVIN/C</u>	0	0	66	66	0	0	4	4
<u>BAKER/GAIL/D</u>	0	0	73	73	0	0	11	11
<u>BUCHA/STEPHEN/M</u>	0	0	90	90	0	0	6	6
<u>CUTHBERT/AMY/R</u>	0	0	84	84	0	0	9	9
<u>DYKE/JOHN/T</u>	2	0	93	95	0	0	4	4
<u>GAUNTNER/TIMOTHY/M</u>	0	0	75	75	0	0	2	2
<u>GONZALEZ/TRACEY/</u>	0	0	97	97	0	0	6	6
<u>HIPPLEY/KEVIN/</u>	0	0	77	77	0	0	5	5
<u>JACKSON/JIM/L</u>	0	0	101	101	0	0	3	3
<u>KLEIN/MONICA/</u>	0	0	56	56	0	0	2	2
<u>LUCAS/PAUL/</u>	77	1	0	78	0	1	0	1
<u>OLSZTYN/CHRISTOPHER/E</u>	0	0	87	87	0	0	5	5
<u>VOZAR/THOMAS/J</u>	3	0	51	54	0	0	6	6
<u>WEISS/CAROL/</u>	77	2	0	79	1	0	0	1
<u>TOTAL</u>	159	3	950	1112	1	1	63	65
<u>COMBINED TOTAL</u>				1177				

CUYAHOGA COUNTY COURT OF COMMON PLEAS

OFFICE OF THE MAGISTRATES

MAG MONTHLY HEARING TOTALS

Reporting Period: April 2010

DATE: 05/24/2010
TIME: 09:39 AM

PAGE: 2
CMSR3146

TOTAL:	88
LUCAS	
Default Hearings	2
Tax Hearings	79
Pretrials	38
<hr/>	
TOTAL:	119
OLSZTYN	
Default Hearings	39
Tax Hearings	0
Pretrials	6
<hr/>	
TOTAL:	45
VOZAR	
Default Hearings	60
Tax Hearings	1
Pretrials	21
<hr/>	
TOTAL:	82
WEISS	
Default Hearings	42
Tax Hearings	79
Pretrials	2
<hr/>	
TOTAL:	123

CUYAHOGA COUNTY COURT OF COMMON PLEAS

DATE: 05/24/2010
 TIME: 9:40 AM

Office of the Magistrates
 Magistrate's Monthly Case Load
 MONTH: APRIL 2010

PAGE: 1
 CMSR3147

Magistrate Name	Non Tax Total	Tax Cert.	Tax Treas.	Total Tax	Total Cases
AUGUSTYN	354	0	0	0	354
BAKER	576	1	0	1	577
BUCHA	469	1	0	1	470
CUTHBERT	690	0	0	0	690
DYKE	473	11	49	60	533
GAUNTNER	617	0	0	0	617
GONZALEZ	613	0	0	0	613
HIPPLEY	782	2	0	2	784
JACKSON	712	0	0	0	712
KLEIN	647	0	0	0	647
LUCAS	7	460	955	1415	1422
OLSZTYN	604	0	0	0	604
VOZAR	578	25	38	63	641
WEISS	0	397	835	1232	1232
Non Tax Total:	<u>7122</u>	Cert. Tax Total: 897	Tax Treas. Total: 1877	Total Tax: <u>2774</u>	Total Cases: <u>9896</u>

CUYAHOGA COUNTY COMMON PLEAS COURT

Report CMSR1062 - Judicial Foreclosure Statistics by Judge

Report CMSR1062 provides a list of judicial foreclosure case activity for each Judge. The report identifies how many cases were pending at the beginning of the period. The new cases filed and cases that were transferred in or reactivated are added to the number pending at the beginning of the period. It then shows the type and number of terminations for the period. The total terminations are subtracted from the total pending which provides the pending at the end of the period.

CUYAHOGA COUNTY COURT OF COMMON PLEAS

DATE: 05/13/2010
TIME: 10:05 AM

Foreclosure Statistics by Judge
Reporting Period: April 2010

PAGE: 1
CMSR1062

Judge

AMBROSE, DICK							
Pending at Beg of Period			New Cases Filed		Cases Transferred In / Reactivated		Total
	279		34		12		325
Terminations							
Bankruptcy	3	Default	RefVacated	Court Trial	Dismiss	Other	Total
		5	0	0	17	10	35
Total Pending at End of Period							290
BURNSIDE, JANET R							
Pending at Beg of Period			New Cases Filed		Cases Transferred In / Reactivated		Total
	330		37		8		375
Terminations							
Bankruptcy	4	Default	RefVacated	Court Trial	Dismiss	Other	Total
		8	0	0	17	12	41
Total Pending at End of Period							334
CALABRESE, DEENA R							
Pending at Beg of Period			New Cases Filed		Cases Transferred In / Reactivated		Total
	327		24		4		355
Terminations							
Bankruptcy	4	Default	RefVacated	Court Trial	Dismiss	Other	Total
		7	0	0	10	10	31
Total Pending at End of Period							324
CORRIGAN, BRIAN J							
Pending at Beg of Period			New Cases Filed		Cases Transferred In / Reactivated		Total
	190		41		2		233
Terminations							
Bankruptcy	4	Default	RefVacated	Court Trial	Dismiss	Other	Total
		6	0	0	8	7	25
Total Pending at End of Period							208
CORRIGAN, PETER J							
Pending at Beg of Period			New Cases Filed		Cases Transferred In / Reactivated		Total
	279		42		4		325
Terminations							
Bankruptcy	1	Default	RefVacated	Court Trial	Dismiss	Other	Total
		5	0	0	16	7	29
Total Pending at End of Period							296
DONNELLY, MICHAEL P							
Pending at Beg of Period			New Cases Filed		Cases Transferred In / Reactivated		Total
	341		31		5		377
Terminations							
Bankruptcy	3	Default	RefVacated	Court Trial	Dismiss	Other	Total
		8	0	0	13	5	29
Total Pending at End of Period							348
FRIEDLAND, CAROLYN B							
Pending at Beg of Period			New Cases Filed		Cases Transferred In / Reactivated		Total
	275		36		4		315
Terminations							
Bankruptcy	2	Default	RefVacated	Court Trial	Dismiss	Other	Total
		15	0	0	12	3	32
Total Pending at End of Period							283
FRIEDMAN, STUART A							

CUYAHOGA COUNTY COURT OF COMMON PLEAS

DATE: 05/13/2010
TIME: 10:05 AM

Foreclosure Statistics by Judge
Reporting Period: April 2010

PAGE: 2
CMSR1062

Judge

	Pending at Beg of Period		New Cases Filed		Cases Transferred In / Reactivated		Total
	336		27		4		367
Terminations	Bankruptcy	Default	RefVacated	Court Trial	Dismiss	Other	Total
	0	8	0	0	14	6	28
	Total Pending at End of Period						339
<hr/>							
FUERST, NANCY A							
	Pending at Beg of Period		New Cases Filed		Cases Transferred In / Reactivated		Total
	258		18		3		279
Terminations	Bankruptcy	Default	RefVacated	Court Trial	Dismiss	Other	Total
	0	8	0	0	10	6	24
	Total Pending at End of Period						255
<hr/>							
GALLAGHER, EILEEN A							
	Pending at Beg of Period		New Cases Filed		Cases Transferred In / Reactivated		Total
	181		37		1		219
Terminations	Bankruptcy	Default	RefVacated	Court Trial	Dismiss	Other	Total
	3	2	0	0	11	8	24
	Total Pending at End of Period						195
<hr/>							
GALLAGHER, EILEEN T							
	Pending at Beg of Period		New Cases Filed		Cases Transferred In / Reactivated		Total
	319		41		7		367
Terminations	Bankruptcy	Default	RefVacated	Court Trial	Dismiss	Other	Total
	2	6	0	0	20	16	44
	Total Pending at End of Period						323
<hr/>							
GALLAGHER, HOLLIE L							
	Pending at Beg of Period		New Cases Filed		Cases Transferred In / Reactivated		Total
	256		30		6		292
Terminations	Bankruptcy	Default	RefVacated	Court Trial	Dismiss	Other	Total
	3	2	0	0	16	6	27
	Total Pending at End of Period						265
<hr/>							
GAUL, DANIEL							
	Pending at Beg of Period		New Cases Filed		Cases Transferred In / Reactivated		Total
	322		33		3		358
Terminations	Bankruptcy	Default	RefVacated	Court Trial	Dismiss	Other	Total
	3	7	0	0	14	7	31
	Total Pending at End of Period						327
<hr/>							
MASON, LANCE T							
	Pending at Beg of Period		New Cases Filed		Cases Transferred In / Reactivated		Total
	295		40		3		338
Terminations	Bankruptcy	Default	RefVacated	Court Trial	Dismiss	Other	Total
	2	9	0	0	17	3	31
	Total Pending at End of Period						307
<hr/>							
MATIA, DAVID T							

CUYAHOGA COUNTY COURT OF COMMON PLEAS

DATE: 05/13/2010
TIME: 10:05 AM

Foreclosure Statistics by Judge
Reporting Period: April 2010

PAGE: 3
CMSR1062

Judge

Pending at Beg of Period		New Cases Filed		Cases Transferred In / Reactivated			Total
308		33		6			347
Terminations	Bankruptcy	Default	RefVacated	Court Trial	Dismiss	Other	Total
	1	29	0	0	17	13	60
Total Pending at End of Period							287
<hr/>							
MCCAFFERTY, BRIDGET M		New Cases Filed		Cases Transferred In / Reactivated			Total
Pending at Beg of Period		36		5			337
296							
Terminations	Bankruptcy	Default	RefVacated	Court Trial	Dismiss	Other	Total
	2	8	0	0	10	8	28
Total Pending at End of Period							309
<hr/>							
MCCORMICK, TIMOTHY		New Cases Filed		Cases Transferred In / Reactivated			Total
Pending at Beg of Period		42		8			343
293							
Terminations	Bankruptcy	Default	RefVacated	Court Trial	Dismiss	Other	Total
	2	3	0	0	14	6	25
Total Pending at End of Period							318
<hr/>							
MCDONNELL, NANCY R		New Cases Filed		Cases Transferred In / Reactivated			Total
Pending at Beg of Period		27		1			259
231							
Terminations	Bankruptcy	Default	RefVacated	Court Trial	Dismiss	Other	Total
	2	0	0	0	5	7	14
Total Pending at End of Period							245
<hr/>							
MCGINTY, TIMOTHY J		New Cases Filed		Cases Transferred In / Reactivated			Total
Pending at Beg of Period		41		3			360
316							
Terminations	Bankruptcy	Default	RefVacated	Court Trial	Dismiss	Other	Total
	2	3	0	0	12	16	33
Total Pending at End of Period							327
<hr/>							
MCMONAGLE, RICHARD J		New Cases Filed		Cases Transferred In / Reactivated			Total
Pending at Beg of Period		13		2			279
264							
Terminations	Bankruptcy	Default	RefVacated	Court Trial	Dismiss	Other	Total
	4	5	0	0	10	4	23
Total Pending at End of Period							256
<hr/>							
MCMONAGLE, TIMOTHY E		New Cases Filed		Cases Transferred In / Reactivated			Total
Pending at Beg of Period		39		3			362
320							
Terminations	Bankruptcy	Default	RefVacated	Court Trial	Dismiss	Other	Total
	3	16	0	0	14	9	42
Total Pending at End of Period							320

O'DONNELL, JOHN P

CUYAHOGA COUNTY COURT OF COMMON PLEAS

DATE: 05/13/2010
TIME: 10:05 AM

Foreclosure Statistics by Judge
Reporting Period: April 2010

PAGE: 4
CMSR1062

Judge

Judge	Pending at Beg of Period	New Cases Filed			Cases Transferred In / Reactivated			Total
	249	13			4			266
Terminations		Bankruptcy	Default	RefVacated	Court Trial	Dismiss	Other	Total
	1	7	0	0	11	10	29	
	Total Pending at End of Period							237
RUSSO, JOHN J								
	303	36			6			345
Terminations		Bankruptcy	Default	RefVacated	Court Trial	Dismiss	Other	Total
	4	7	0	0	20	6	37	
	Total Pending at End of Period							308
RUSSO, JOSEPH D								
	311	34			4			349
Terminations		Bankruptcy	Default	RefVacated	Court Trial	Dismiss	Other	Total
	3	6	0	0	9	8	26	
	Total Pending at End of Period							323
RUSSO, MICHAEL J								
	309	31			5			345
Terminations		Bankruptcy	Default	RefVacated	Court Trial	Dismiss	Other	Total
	3	8	0	0	22	7	40	
	Total Pending at End of Period							305
RUSSO, NANCY MARGARET								
	185	35			4			224
Terminations		Bankruptcy	Default	RefVacated	Court Trial	Dismiss	Other	Total
	1	17	0	0	7	10	35	
	Total Pending at End of Period							189
SAFFOLD, SHIRLEY STRICKI								
	308	27			9			344
Terminations		Bankruptcy	Default	RefVacated	Court Trial	Dismiss	Other	Total
	3	23	0	0	9	6	41	
	Total Pending at End of Period							303
SHEEHAN, BRENDAN J								
	319	36			3			358
Terminations		Bankruptcy	Default	RefVacated	Court Trial	Dismiss	Other	Total
	4	7	0	0	14	8	33	
	Total Pending at End of Period							325
SUSTER, RONALD								

CUYAHOGA COUNTY COURT OF COMMON PLEAS

DATE: 05/13/2010
TIME: 10:05 AM

Foreclosure Statistics by Judge
Reporting Period: April 2010

PAGE: 5
CMSR1062

Judge							
	Pending at Beg of Period		New Cases Filed		Cases Transferred In / Reactivated		Total
	329		41		4		374
Terminations	Bankruptcy	Default	RefVacated	Court Trial	Dismiss	Other	Total
	1	19	0	0	13	10	43
	Total Pending at End of Period						331
SUTULA, JOHN D.							
	Pending at Beg of Period		New Cases Filed		Cases Transferred In / Reactivated		Total
	373		38		0		411
Terminations	Bankruptcy	Default	RefVacated	Court Trial	Dismiss	Other	Total
	3	6	0	0	6	10	25
	Total Pending at End of Period						386
SUTULA, KATHLEEN ANN							
	Pending at Beg of Period		New Cases Filed		Cases Transferred In / Reactivated		Total
	272		33		4		309
Terminations	Bankruptcy	Default	RefVacated	Court Trial	Dismiss	Other	Total
	1	18	0	0	14	8	41
	Total Pending at End of Period						268
SYNENBERG, JOAN							
	Pending at Beg of Period		New Cases Filed		Cases Transferred In / Reactivated		Total
	326		40		0		366
Terminations	Bankruptcy	Default	RefVacated	Court Trial	Dismiss	Other	Total
	5	3	0	0	7	6	21
	Total Pending at End of Period						345
TERRY, STEVEN J							
	Pending at Beg of Period		New Cases Filed		Cases Transferred In / Reactivated		Total
	329		35		0		364
Terminations	Bankruptcy	Default	RefVacated	Court Trial	Dismiss	Other	Total
	0	2	0	0	18	9	29
	Total Pending at End of Period						335
VILLANUEVA, JOSE A							
	Pending at Beg of Period		New Cases Filed		Cases Transferred In / Reactivated		Total
	326		37		2		365
Terminations	Bankruptcy	Default	RefVacated	Court Trial	Dismiss	Other	Total
	0	8	0	0	10	9	27
	Total Pending at End of Period						338

CUYAHOGA COUNTY COMMON PLEAS COURT

Monthly Summary

MONTHLY SUMMARY

April 2010

NAME	PEND	ASSIGNED			TRIALS						DISP	PENDING				+
		CV	CR	TOT	JURY			COURT				CV	FR	CR	TOT	
Dick Ambrose	735	100	60	160	1	2	3	2	0	2	139	294	290	172	756	-21
Janet R. Burnside	800	102	47	149	0	0	0	0	2	2	146	320	337	146	803	-3
Deena R. Calabrese	802	94	43	137	0	3	3	0	0	0	139	344	324	132	800	+2
Brian J. Corrigan	614	90	38	128	0	0	0	0	1	1	116	284	207	135	626	-12
Peter J. Corrigan	712	96	48	144	0	1	1	0	2	2	136	285	317	118	720	-8
Michael P. Donnelly	783	91	62	153	0	1	1	0	0	0	133	300	358	145	803	-20
Carolyn B. Friedland	834	89	47	136	1	0	1	0	1	1	158	341	297	174	812	+22
Stuart A. Friedman	861	92	63	155	2	1	3	0	3	3	140	333	350	193	876	-15
Nancy A. Fuerst	562	51	31	82	0	0	0	0	1	1	103	225	256	60	541	+21
Eileen A. Gallagher	509	93	21	114	0	0	0	0	0	0	82	237	194	110	541	-32
Eileen T. Gallagher	811	99	41	140	0	2	2	0	0	0	171	295	327	158	780	+31
Hollie L. Gallagher	665	94	27	121	0	1	1	0	0	0	122	312	267	85	664	+1
Daniel Gaul	864	92	57	149	1	1	2	1	0	1	140	335	350	188	873	-9
Lance T. Mason	761	92	44	136	0	5	5	0	3	3	124	337	318	118	773	-12
David T. Matia	740	96	53	149	0	1	1	0	0	0	159	318	287	125	730	+10
Bridget M. McCafferty	396	99	35	134	0	3	3	0	0	0	151	125	159	95	379	+17
Timothy McCormick	729	101	53	154	0	2	2	1	2	3	102	337	318	126	781	-52
Nancy R. McDonnell	543	87	50	137	1	5	6	2	0	2	89	242	253	96	591	-48
Timothy J. McGinty	654	95	50	145	0	1	1	0	0	0	122	268	327	82	677	-23
Richard J. McMonagle	798	68	26	94	0	0	0	0	0	0	78	444	264	106	814	-16
Timothy E. McMonagle	728	89	39	128	0	0	0	0	1	1	129	297	320	110	727	+1
John P. O'Donnell	652	71	17	88	1	2	3	1	1	2	122	325	243	50	618	+34
John J. Russo	660	98	58	156	0	0	0	0	0	0	119	295	308	94	697	-37
Joseph D. Russo	812	91	35	126	0	0	0	0	1	1	148	312	323	155	790	+22
Michael J. Russo	691	91	40	131	0	0	0	0	1	1	130	260	308	124	692	-1
Nancy Margaret Russo	439	97	23	120	0	0	0	1	1	2	111	179	191	78	448	-9
Shirley Strickland Saffold	771	104	42	146	0	0	0	0	0	0	142	315	303	157	775	-4
Brendan J. Sheehan	576	91	47	138	0	1	1	0	0	0	141	262	201	110	573	+3
Ronald Suster	867	93	58	151	2	3	5	0	1	1	160	319	332	207	858	+9
John D. Sutula	882	91	26	117	0	1	1	0	1	1	130	311	385	173	869	+13
Kathleen Ann Sutula	632	94	55	149	0	1	1	0	0	0	133	226	268	154	648	-16
Joan Synenberg	777	88	51	139	0	0	0	0	0	0	115	337	345	119	801	-24
Steven J. Terry	866	86	40	126	2	2	4	0	0	0	147	325	338	182	845	+21
José A. Villanueva	725	91	30	121	3	1	4	0	0	0	91	308	362	85	755	-30
TOTALS	24251	3096	1457	4553	14	40	54	8	22	30	4368	10047	10027	4362	24436	-185

Year to Date Summary

SUMMARY FOR THE COURT

January - April 2010

NAME	PEND	ASSIGNED			TRIALS						DISP	PENDING				+	-
		CV	CR	TOT	JURY			COURT				CV	FR	CR	TOT		
					CV	CR	TOT	CV	CR	TOT		CV	FR	CR	TOT		
Dick Ambrose	714	383	179	562	1	8	9	2	0	2	520	294	290	172	756		- 42
Janet R. Burnside	799	387	168	555	0	2	2	1	4	5	551	320	337	146	803		- 4
Deena R. Calabrese	780	360	125	485	0	5	5	0	5	5	465	344	324	132	800		- 20
Brian J. Corrigan	489	368	165	533	3	1	4	1	6	7	396	284	207	135	626		- 137
Peter J. Corrigan	704	385	168	553	4	4	8	1	2	3	537	285	317	118	720		- 16
Michael P. Donnelly	750	371	203	574	1	5	6	0	1	1	521	300	358	145	803		- 53
Carolyn B. Friedland	765	371	184	555	1	0	1	2	2	4	508	341	297	174	812		- 47
Stuart A. Friedman	839	371	197	568	2	3	5	0	6	6	531	333	350	193	876		- 37
Nancy A. Fuerst	735	207	80	287	1	3	4	1	1	2	481	225	256	60	541		+ 194
Eileen A. Gallagher	328	375	149	524	1	1	2	0	2	2	311	237	194	110	541		- 213
Eileen T. Gallagher	757	413	147	560	0	3	3	1	1	2	537	295	327	158	780		- 23
Hollie L. Gallagher	681	384	123	507	2	2	4	1	2	3	524	312	267	85	664		+ 17
Daniel Gaul	940	371	171	542	3	5	8	1	0	1	609	335	350	188	873		+ 67
Lance T. Mason	813	374	155	529	1	9	10	0	7	7	569	337	318	118	773		+ 40
David T. Matia	744	379	179	558	0	1	1	0	1	1	572	318	287	125	730		+ 14
Bridget M. McCafferty	386	378	161	539	1	7	8	0	0	0	546	125	159	95	379		+ 7
Timothy McCormick	670	397	168	565	2	6	8	1	7	8	454	337	318	126	781		- 111
Nancy R. McDonnell	417	347	147	494	2	6	8	2	0	2	320	242	253	96	591		- 174
Timothy J. McGinty	609	411	174	585	0	6	6	1	1	2	517	268	327	82	677		- 68
Richard J. McMonagle	782	340	111	451	0	1	1	0	1	1	419	444	264	106	814		- 32
Timothy E. McMonagle	742	371	154	525	2	2	4	0	10	10	540	297	320	110	727		+ 15
John P. O'Donnell	638	355	77	432	1	3	4	2	2	4	452	325	243	50	618		+ 20
John J. Russo	630	379	165	544	0	1	1	1	2	3	477	295	308	94	697		- 67
Joseph D. Russo	772	371	148	519	1	0	1	0	5	5	501	312	323	155	790		- 18
Michael J. Russo	695	365	148	513	0	2	2	2	1	3	516	260	308	124	692		+ 3
Nancy Margaret Russo	487	384	140	524	2	0	2	1	4	5	563	179	191	78	448		+ 39
Shirley Strickland Saffold	774	387	183	570	3	8	11	0	2	2	569	315	303	157	775		- 1
Brendan J. Sheehan	624	382	177	559	3	14	17	3	0	3	610	262	201	110	573		+ 51
Ronald Suster	860	376	194	570	2	4	6	0	2	2	572	319	332	207	858		+ 2
John D. Sutula	892	379	156	535	1	4	5	1	2	3	558	311	385	173	869		+ 23
Kathleen Ann Sutula	612	384	172	556	3	1	4	0	1	1	520	226	268	154	648		- 36
Joan Synenberg	787	365	181	546	0	7	7	0	4	4	532	337	345	119	801		- 14
Steven J. Terry	843	381	168	549	4	6	10	0	5	5	547	325	338	182	845		- 2
José A. Villanueva	792	366	150	516	5	5	10	0	5	5	553	308	362	85	755		+ 37
TOTALS	23850	12617	5367	17984	52	135	187	25	94	119	17398	10047	10027	4362	24436		- 586

CUYAHOGA COUNTY COMMON PLEAS COURT

Corrections/Adjustments

CUYAHOGA COUNTY COMMON PLEAS COURT

Corrections / Adjustments

There was a minor error in the *New Marsh. Of Lien/Quite Title/Partition Case Filings by Month, Total New Judicial Foreclosure Filings by Month for Year 2010 and Total New Judicial Foreclosure Filings 1996-2010* for the month of January 2010.

The following charts reflect the original and corrected numbers.

