



CUYAHOGA COUNTY COMMON PLEAS COURT

***Statistics Report
February 2010***

***Nancy A. Fuerst
Administrative and Presiding Judge***

CUYAHOGA COUNTY COMMON PLEAS COURT

TABLE OF CONTENTS

Criminal Statistics

Newly Filed, Re-Activated And Transferred In Cases _____	4
Yearly Criminal Terminations _____	5
Pending Criminal Cases End of Period _____	6
Clearance Rate _____	7
Arrest to Disposition Timeline _____	8
Average Arrest to Disposition Timeline (Jail Cases) _____	9
Average Arrest to Disposition Timeline (Non-Jail Cases) _____	10
Average Arrest to Disposition Timeline (Jail and Non-Jail Cases) _____	11
Yearly Average Arrest to Disposition Timeline _____	12
Indictments and Informations Filed With the Clerk of Courts _____	13
Bail Case Arraignment Activity _____	14
Overall Arraignment Statistics _____	15

Foreclosure Statistics

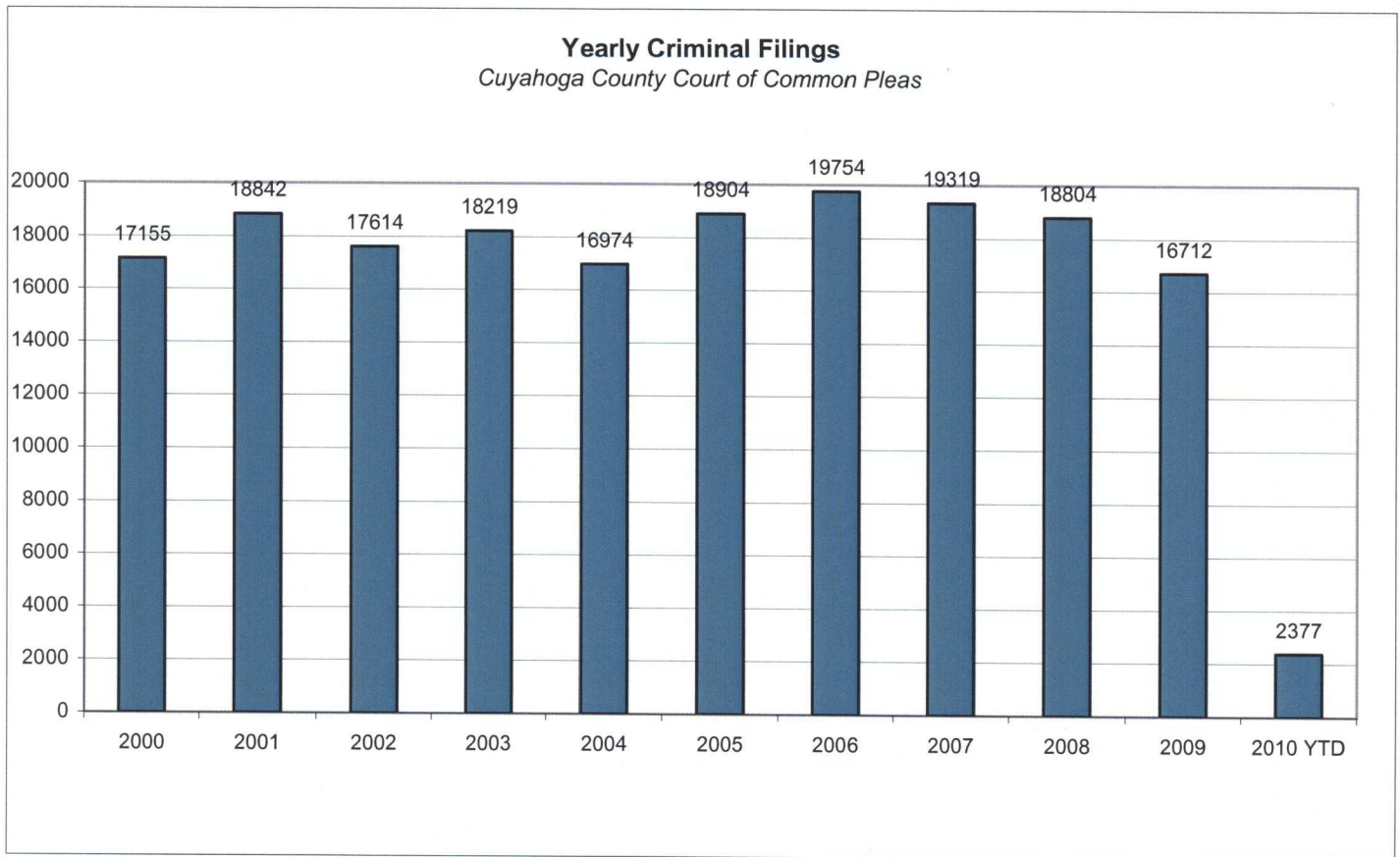
Total Pending Judicial Foreclosure Cases Referred to Magistrates (A) _____	17
Total Pending Judicial Foreclosure Cases Referred to Magistrates (B) _____	18
Total Pending Judicial Foreclosure Cases Referred to Magistrates (C) _____	19
Total Pending Tax Lien & Certificate Cases Referred to Magistrates (A) _____	20
Total Pending Tax Lien & Certificate Cases Referred to Magistrates (B) _____	21
Total Pending Tax Lien & Certificate Cases Referred to Magistrates (C) _____	22
Percentage of Pending Judicial Foreclosure Cases By Filing Year _____	23
Judicial Foreclosure Clearance Rate Year 2008 _____	24
Judicial Foreclosure Clearance Rate Year 2009 _____	25
Judicial Foreclosure Clearance Rate Year 2010 _____	26
Avg. Number of Days to Disp. (Excl. Bank. Stays & Tax Lien & Tax Cert.) _____	27
Avg. Number of Days to Disp. (Excl. Bank. Stays & Incl. Tax Lien & Tax Cert.) _____	28
Total New Judicial Foreclosure Filings _____	29
New Marsh. of Lien/Quiet Title/Partition Filings by Month for 2008 – 2010 YTD _____	30
New Tax Lien & Certificate Filings by Month for Year 2008 – 2010 YTD _____	31
Total New Judicial Foreclosure Filings by Month for Year 2008 – 2010 YTD _____	32
Magistrate's Monthly Report _____	33
Report CMSR1062 - Judicial Foreclosure Statistics by Judge _____	41
Monthly Summary _____	47
Year to Date Summary _____	49

Criminal Case Statistics

CUYAHOGA COUNTY COMMON PLEAS COURT

Newly Filed, Re-Activated And Transferred In Cases

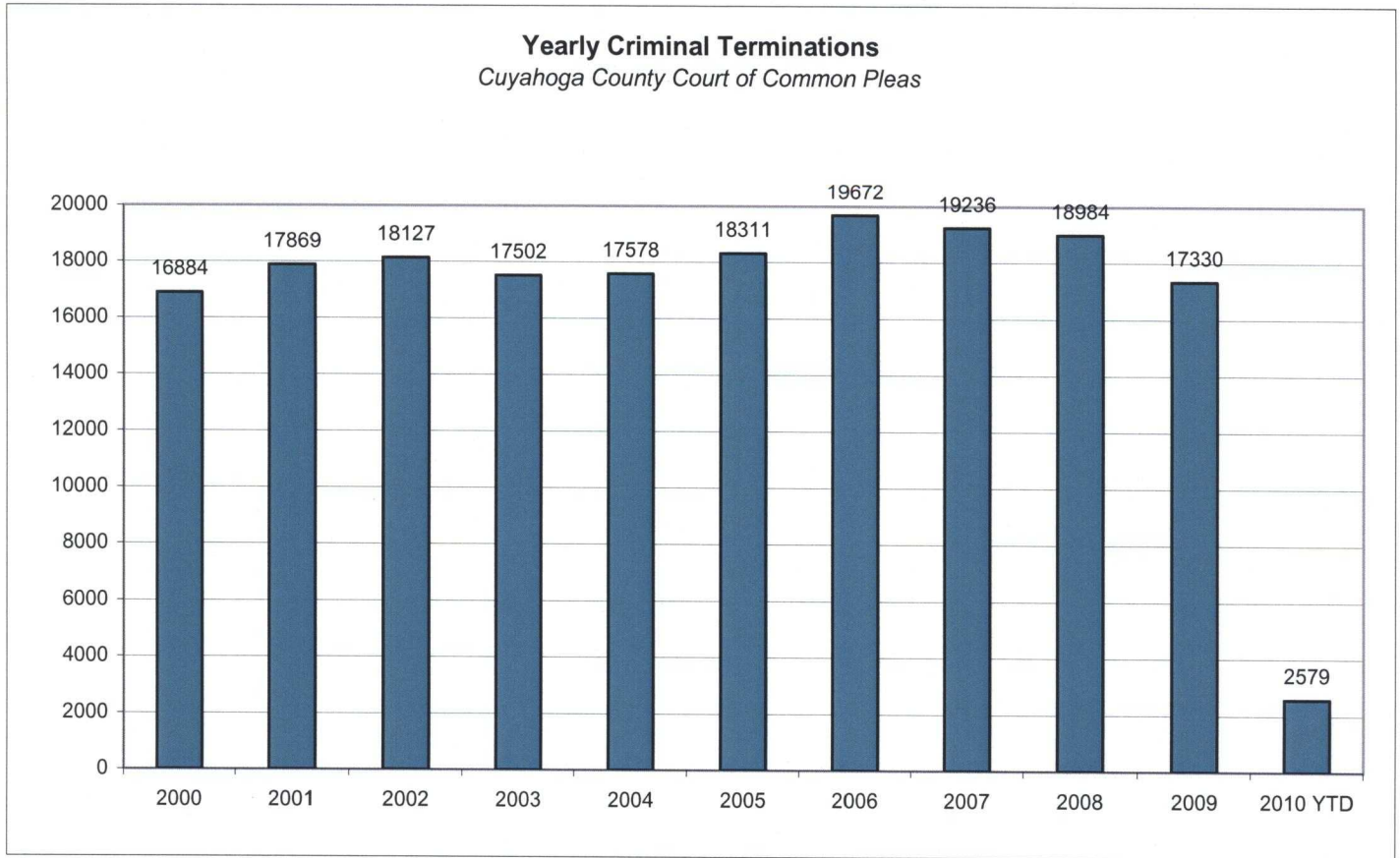
The following chart is a representation of all newly filed cases in Cuyahoga County Court of Common Pleas from 2000 – February 2010. Newly filed cases are defined as having been arraigned and assigned to a Judge. Cases that are re-activated are cases where a defendant was unavailable for trial but has now become ready to proceed. Transferred cases are moved from one Judge's docket to another. This could be due to re-assignment to a mental health Judge or after additional information indicates that by Court rule, the case should have been assigned to another Judge.



CUYAHOGA COUNTY COMMON PLEAS COURT

Yearly Criminal Terminations

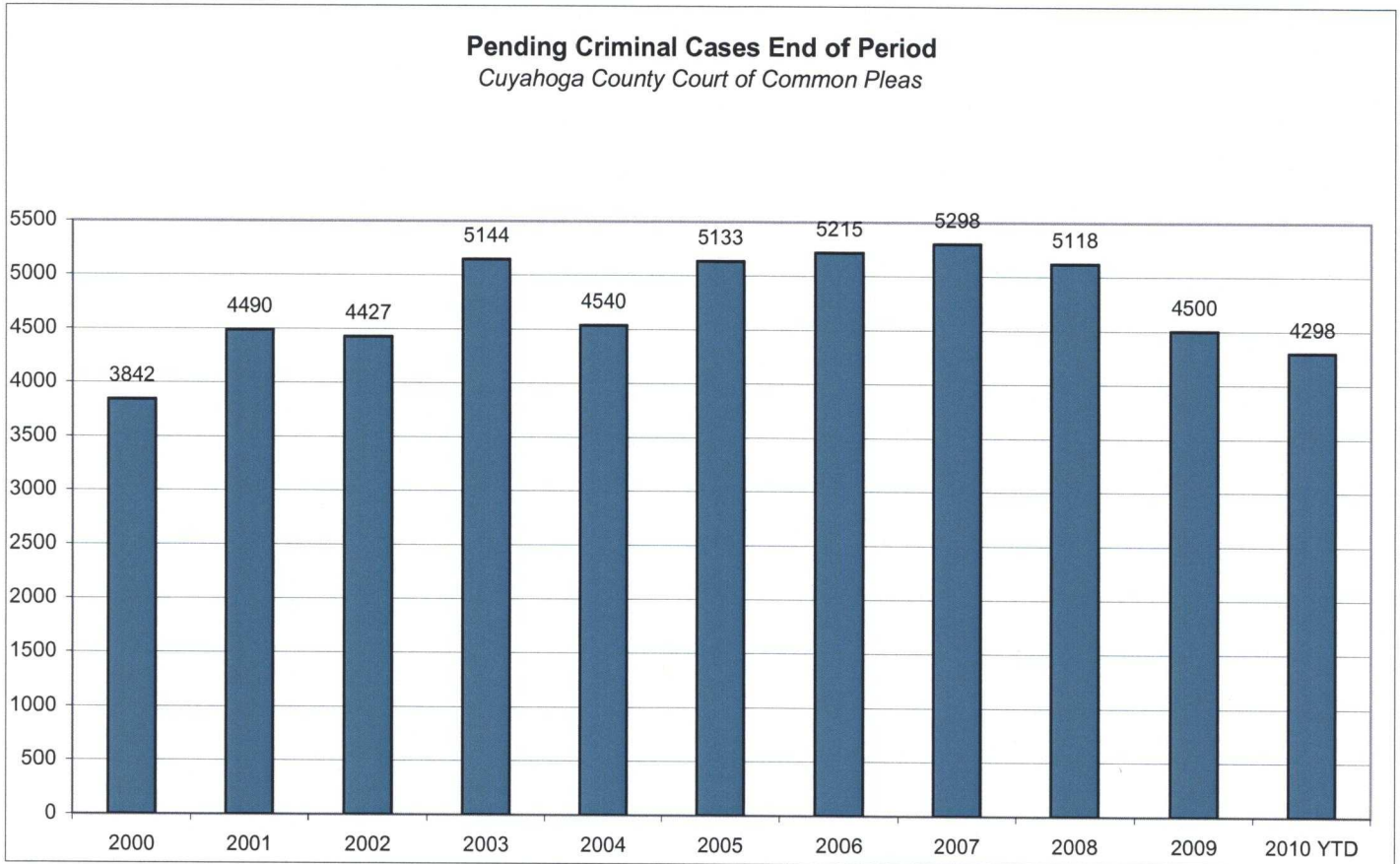
The following chart represents the cases that have been terminated by the Court from 2000 – February 2010. These are all cases that have been terminated by trial, plea or dismissal. Also cases where a defendant has become unavailable for trial or sentencing are reported as terminated.



CUYAHOGA COUNTY COMMON PLEAS COURT

Pending Criminal Cases End of Period

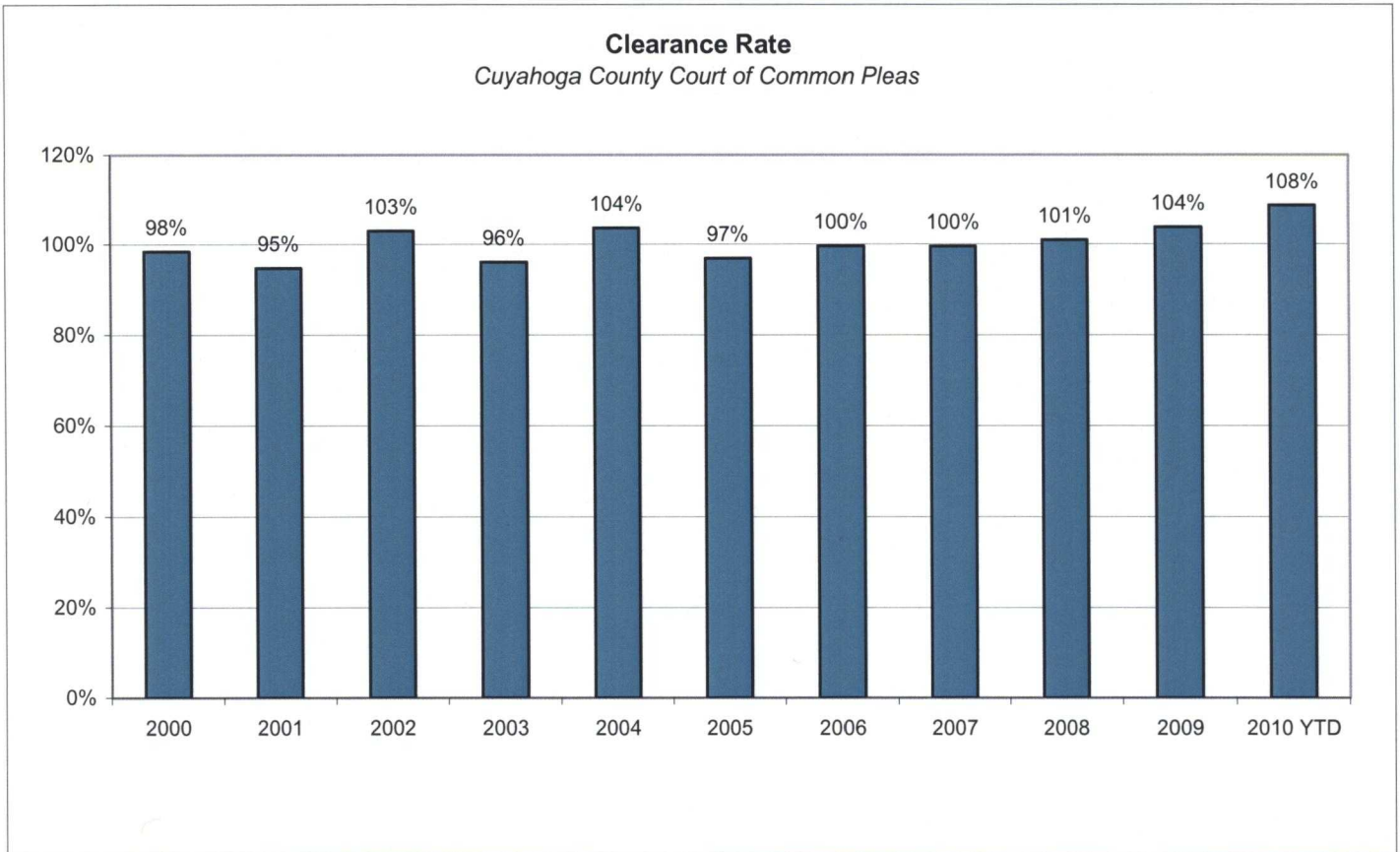
The following chart represents the total number of cases pending at the end of the reporting period from 2000 – February 2010. Taking the total number of cases pending at the beginning of the period, adding all newly filed, re-activated and transferred in cases arrives at the total pending value. The total number of cases that have been terminated in the period are then subtracted from the total pending to give the value pending at the end of the period.



CUYAHOGA COUNTY COMMON PLEAS COURT

Clearance Rate

The Clearance Rate is the number of outgoing cases as a percentage of the number of incoming cases. Clearance rate measures whether the court is keeping up with its incoming caseload. If cases are not disposed in a timely manner, a backlog of cases awaiting disposition will grow. A Clearance Rate of 100% indicates that at least as many cases as have been filed, reopened, or reactivated in a period have been disposed.



CUYAHOGA COUNTY COMMON PLEAS COURT

Arrest to Disposition Timeline

Arrest to disposition timeline is a method to measure how felony cases flow through the Cuyahoga County Criminal Justice System. By capturing how long a case takes to move from stage to stage, we can examine where problems may exist and where potential improvements in case processing can be made.

The source data was extracted from the Cuyahoga County Court of Common Pleas Case Management System. The overall population of sample data was based on cases terminated in a given month excluding cases that have gone through diversion programs. A case is defined as a defendant and all charges involved in a single incident. The time period for the extracted data is from February 2010.

The stages examined were:

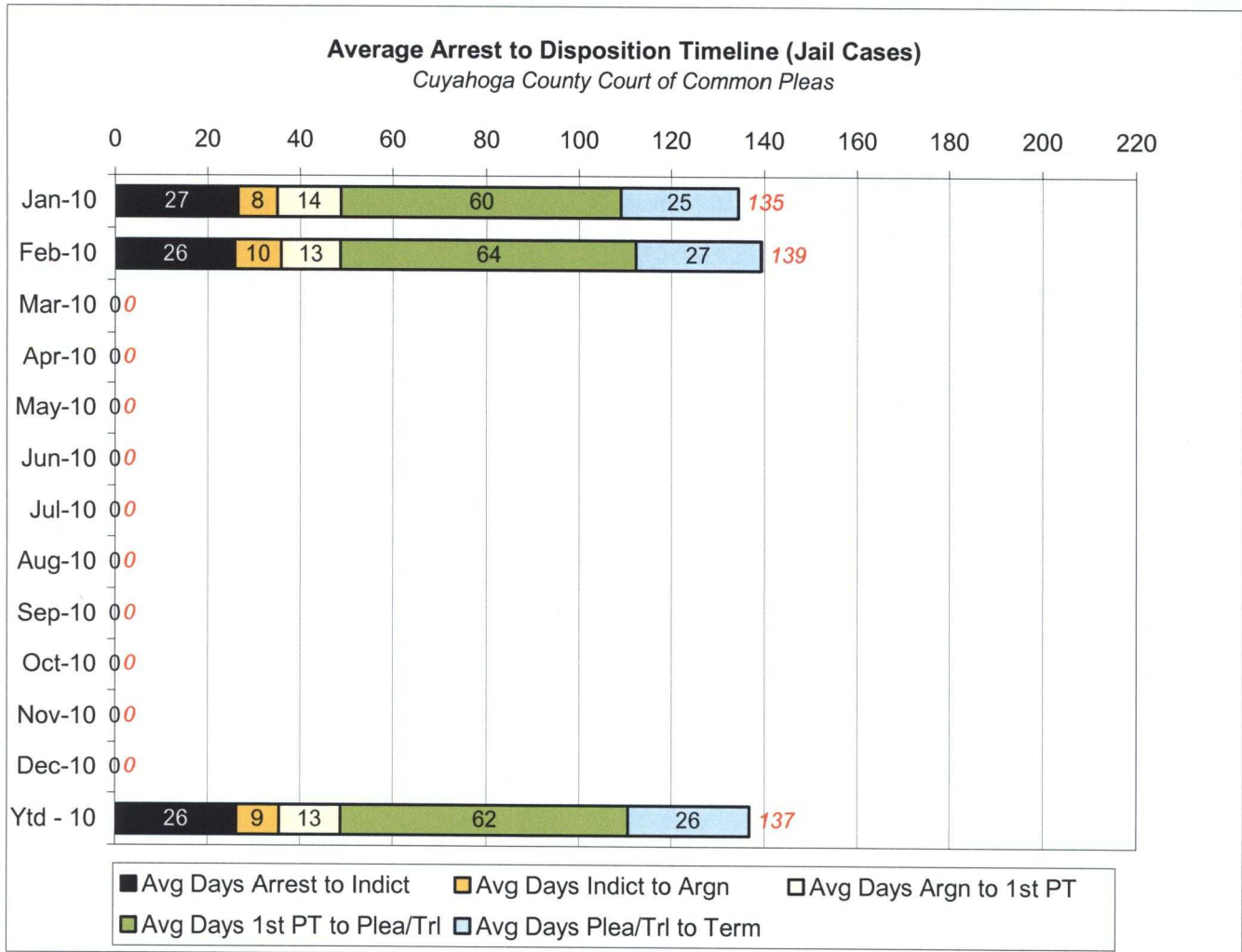
Arrest to Indictment
Indictment to Arraignment
Arraignment to 1st Pre-Trial
1st Pre-Trial to Plea/Trial
Plea/Trial to Termination

Due to the fact that each case may or may not have all of the stage date elements, a method to arrive at stage averages was applied. For a case to be included in the average for a stage there would need to be both dates for the given stage. A case would be included in the Arrest to Indictment stage if both arrest date and indictment date were available. This method was applied to each of the five stages. Next we calculated the total number of cases that met the date criteria for each of the ranges and also the total number of days between each date. To arrive at an average, the total number of days for each case in each range was calculated and divided by the total number of cases that met the date criteria. If a case had a time period or periods where the defendant was capiased or referred to the Psych Clinic, that amount of time was subtracted from the appropriate range.

The following three charts are for Jail, Non-Jail and combined Jail and Non-Jail cases. Jail and Non-Jail cases are defined by the status of the defendant at arraignment.

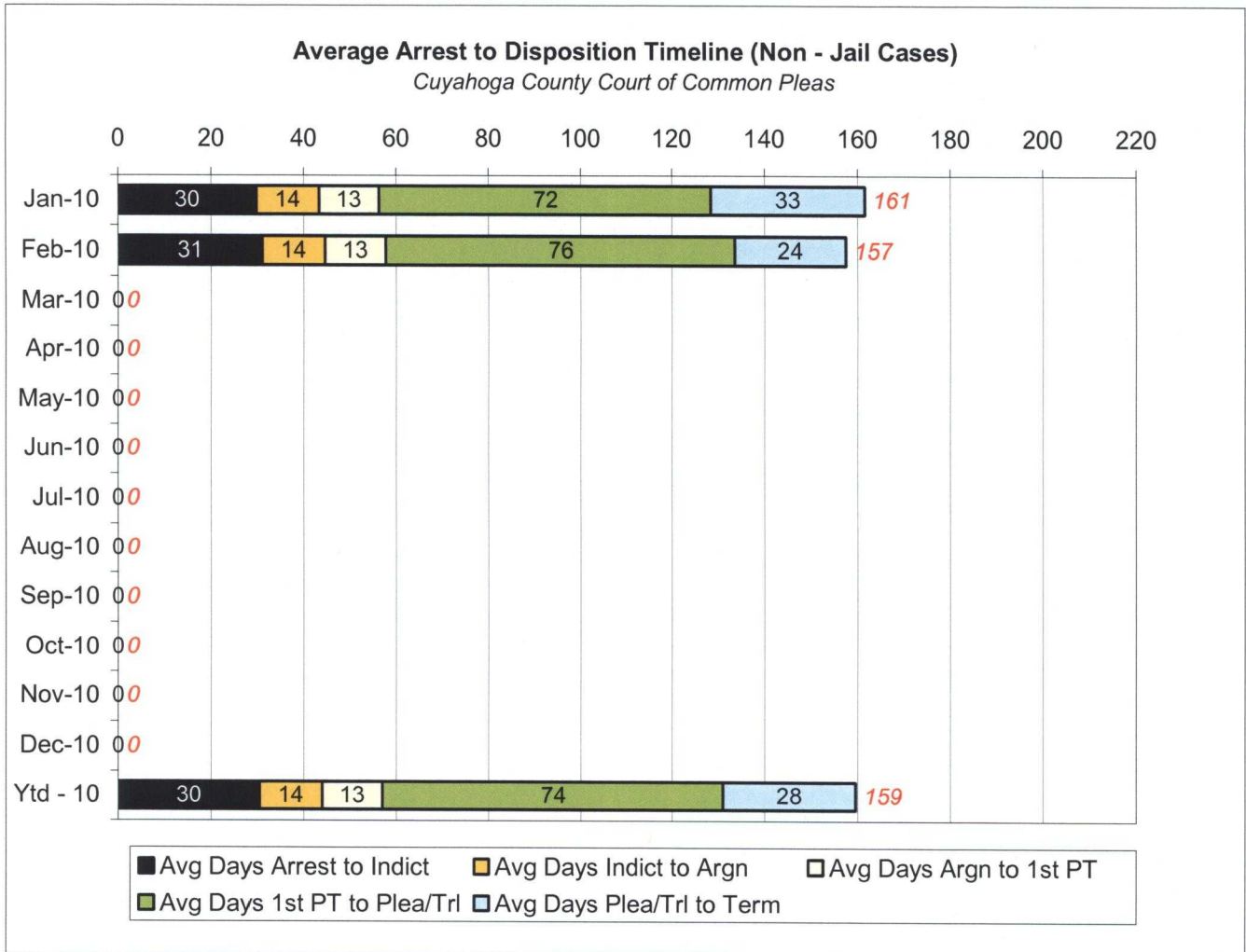
CUYAHOGA COUNTY COMMON PLEAS COURT

Average Arrest to Disposition Timeline (Jail Cases)



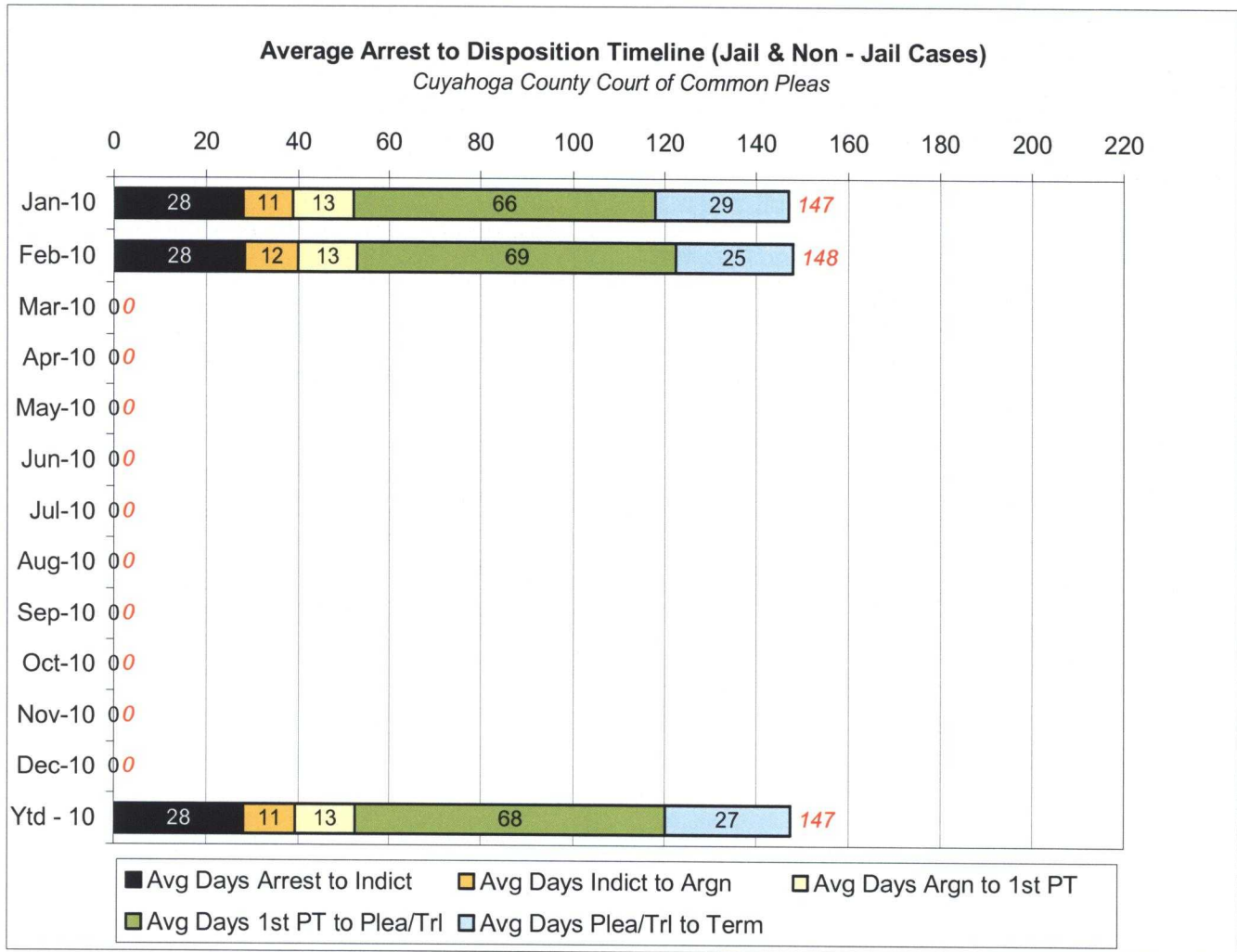
CUYAHOGA COUNTY COMMON PLEAS COURT

Average Arrest to Disposition Timeline (Non-Jail Cases)



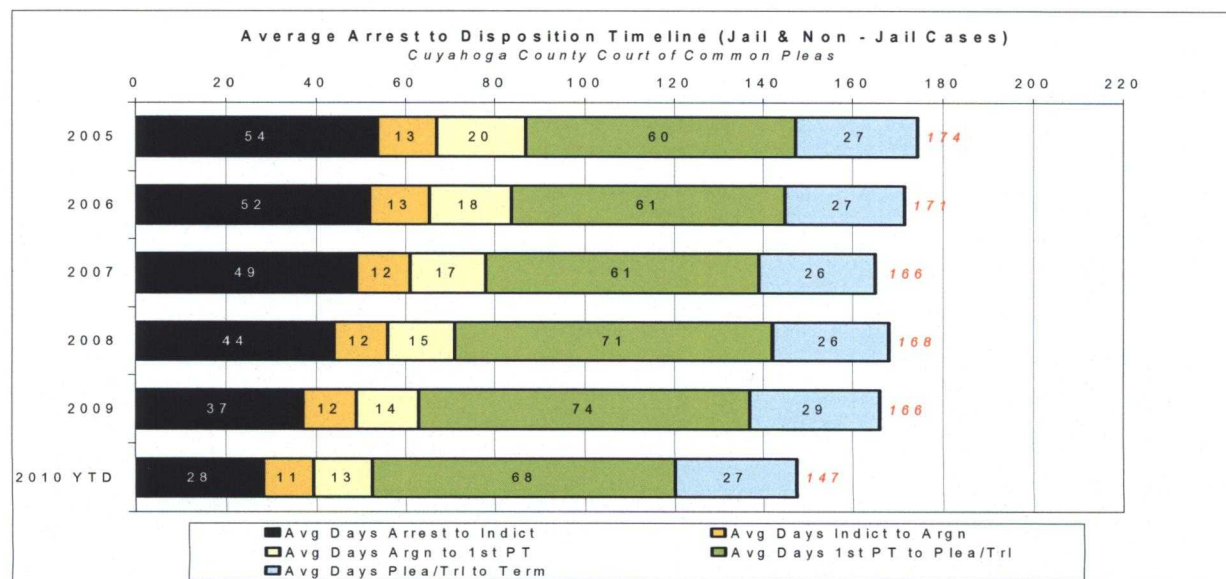
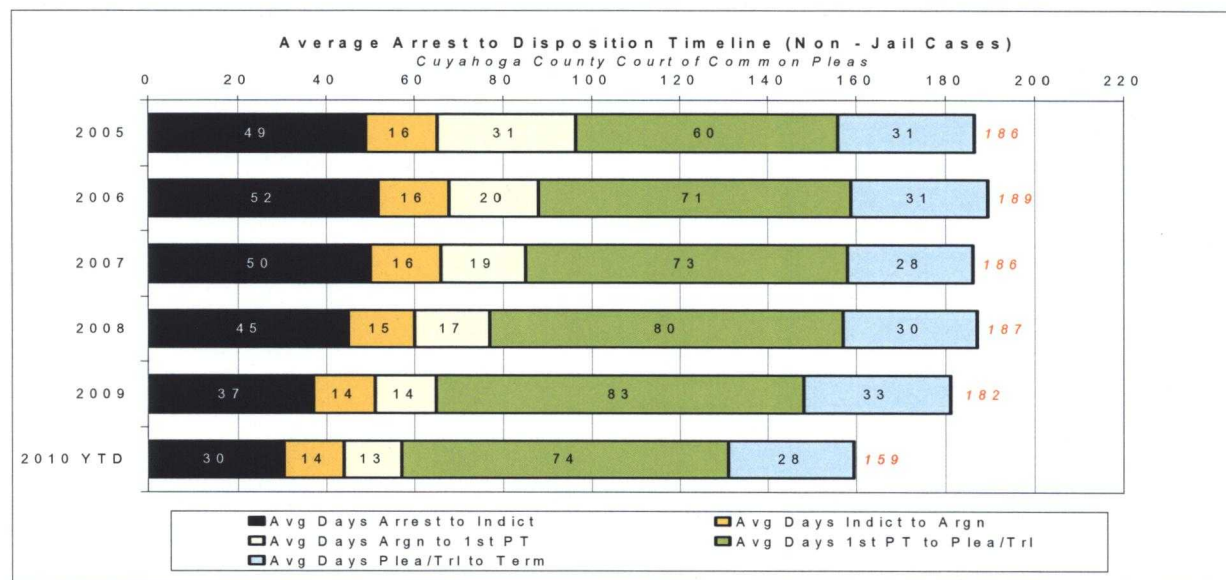
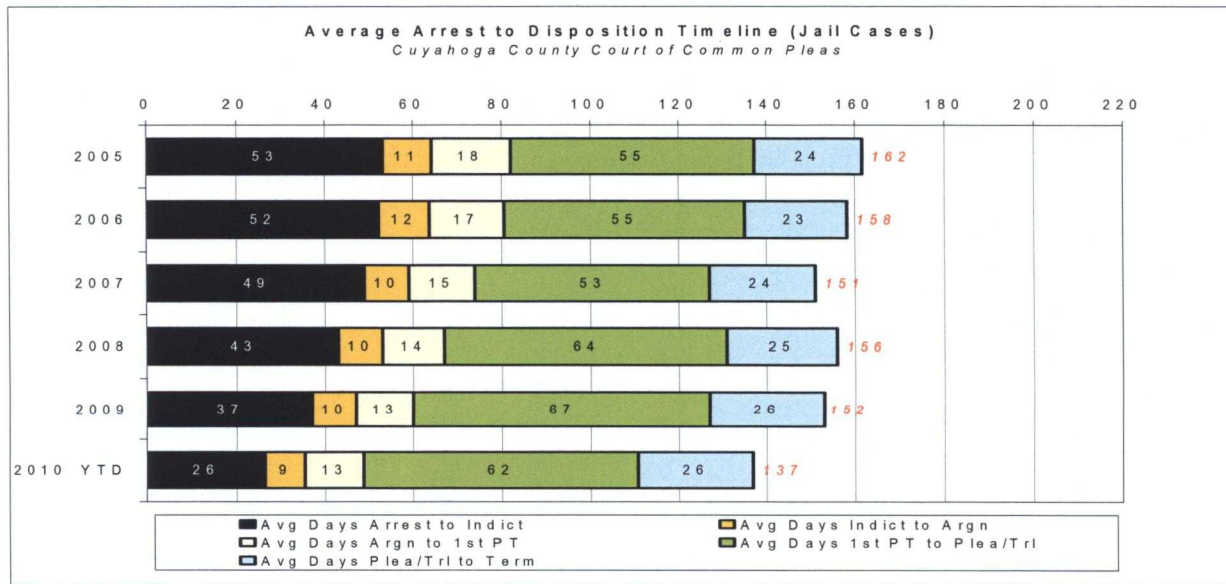
CUYAHOGA COUNTY COMMON PLEAS COURT

Average Arrest to Disposition Timeline (Jail and Non-Jail Cases)



CUYAHOGA COUNTY COMMON PLEAS COURT

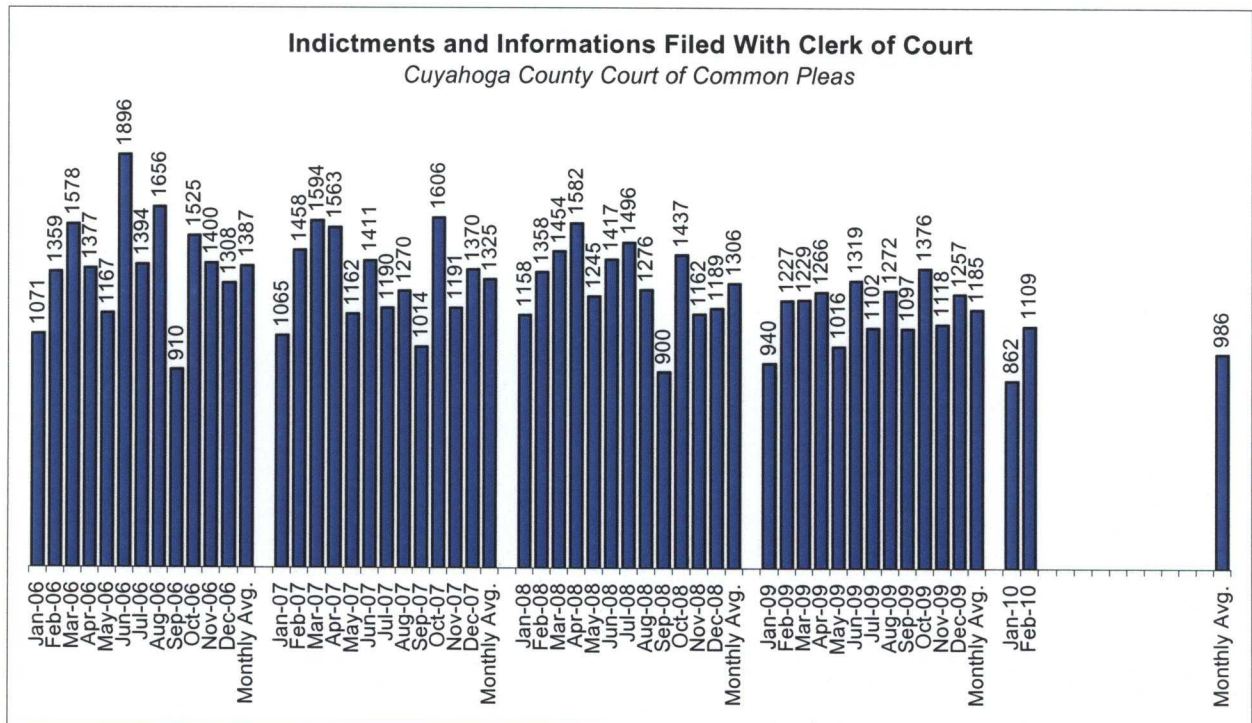
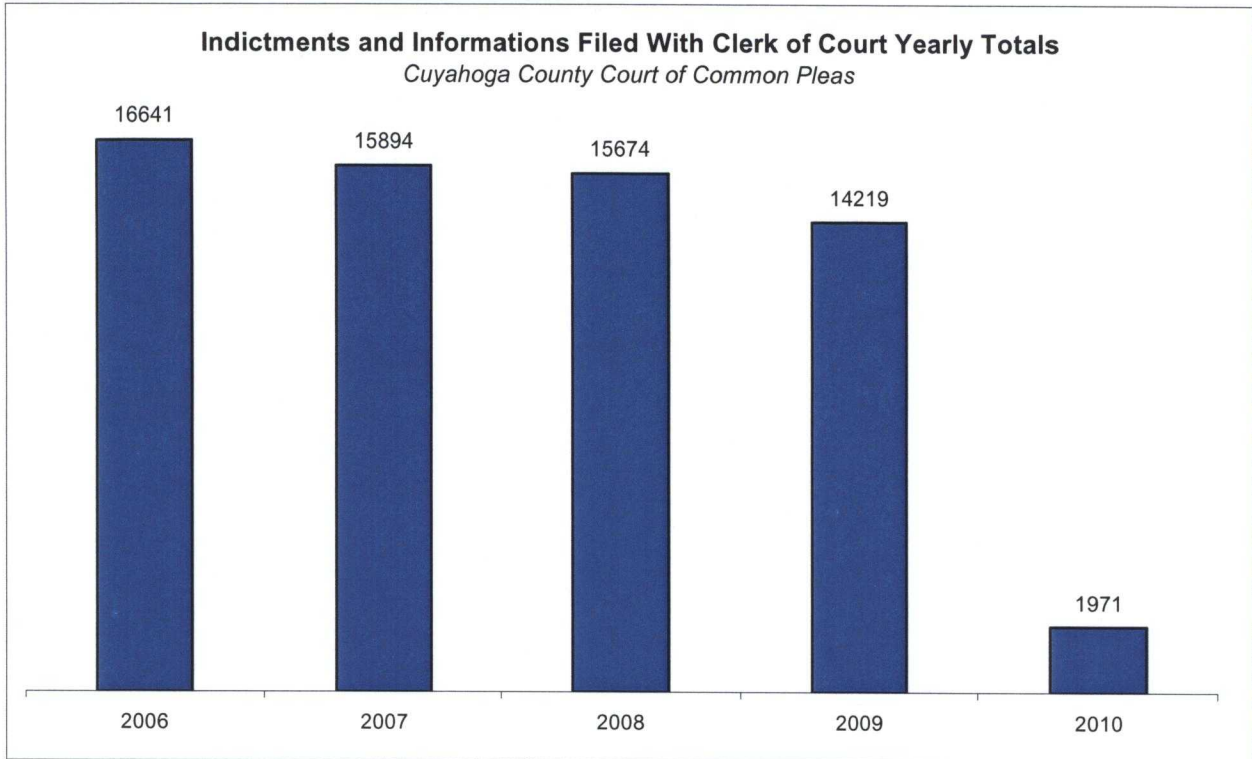
Yearly Average Arrest to Disposition Timeline



CUYAHOGA COUNTY COMMON PLEAS COURT

Indictments and Informations Filed With the Clerk of Courts

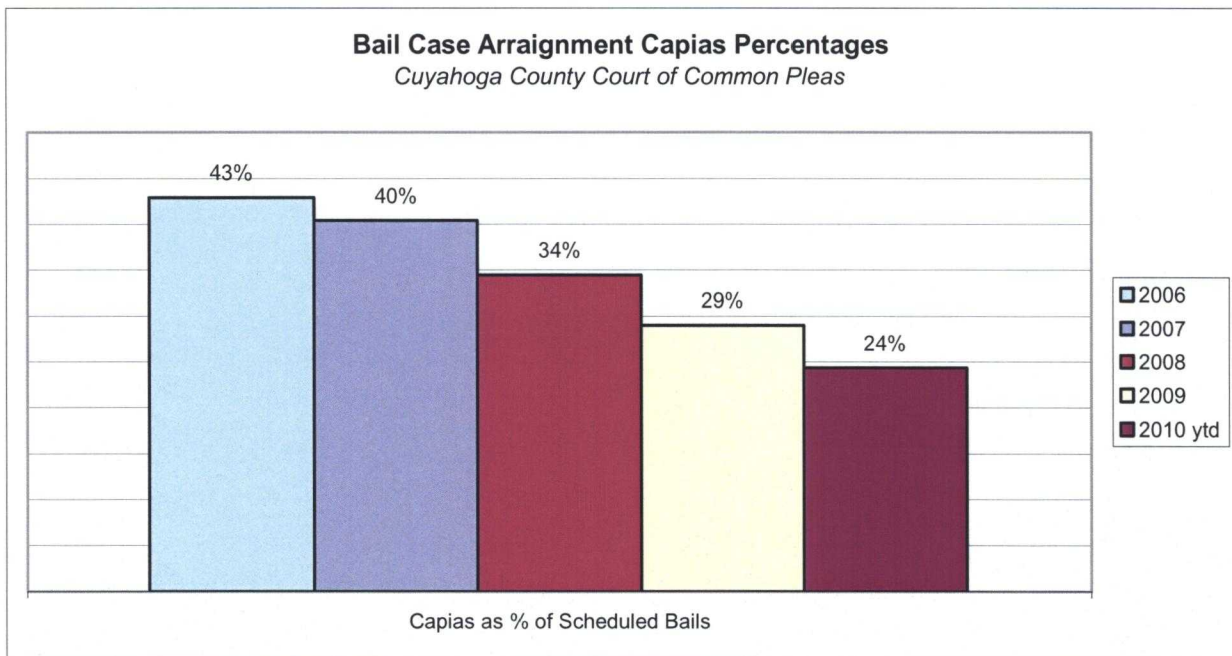
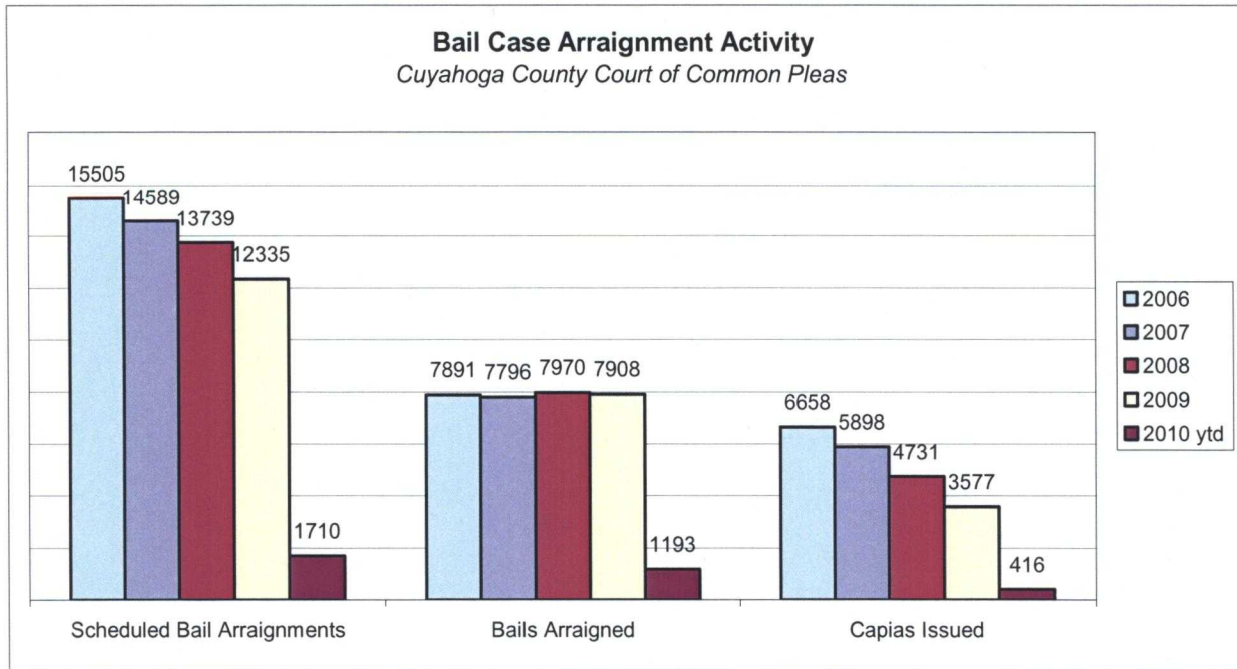
The following charts are reflective of Indictments and Informations filed with the Criminal Clerk of Courts from 2006. The source for this information was the Criminal Clerk's Office.



CUYAHOGA COUNTY COMMON PLEAS COURT

Bail Case Arraignment Activity

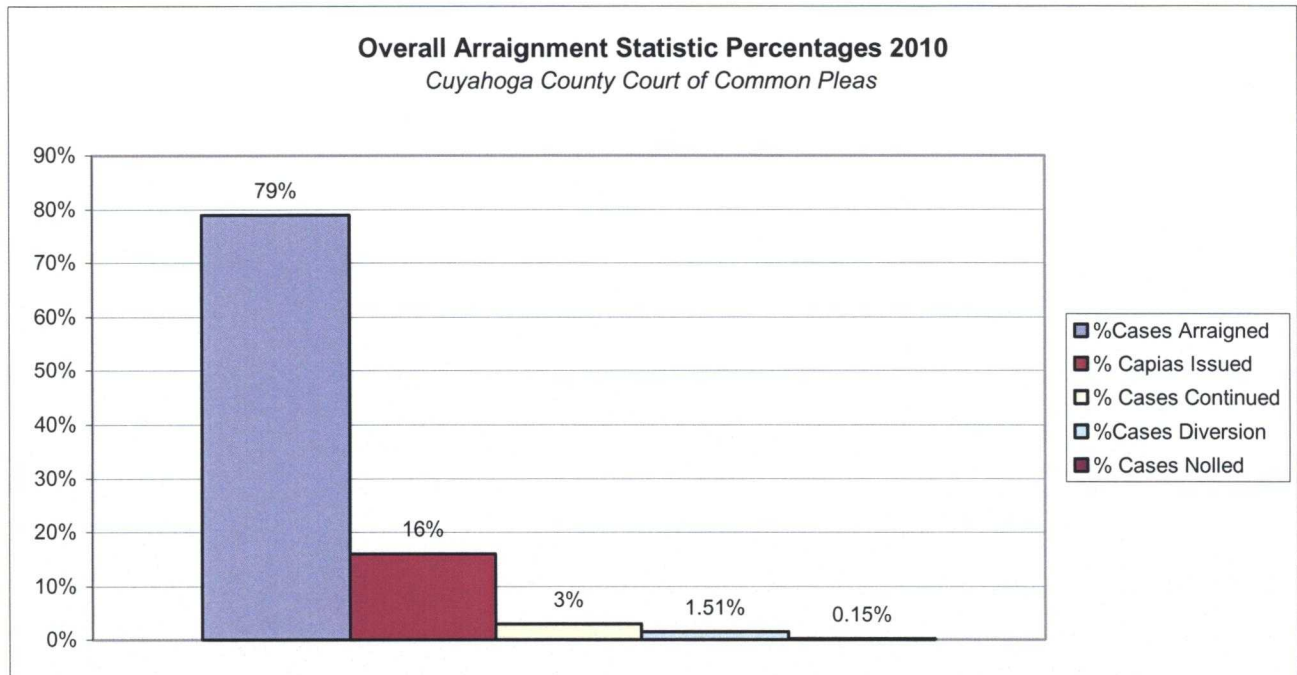
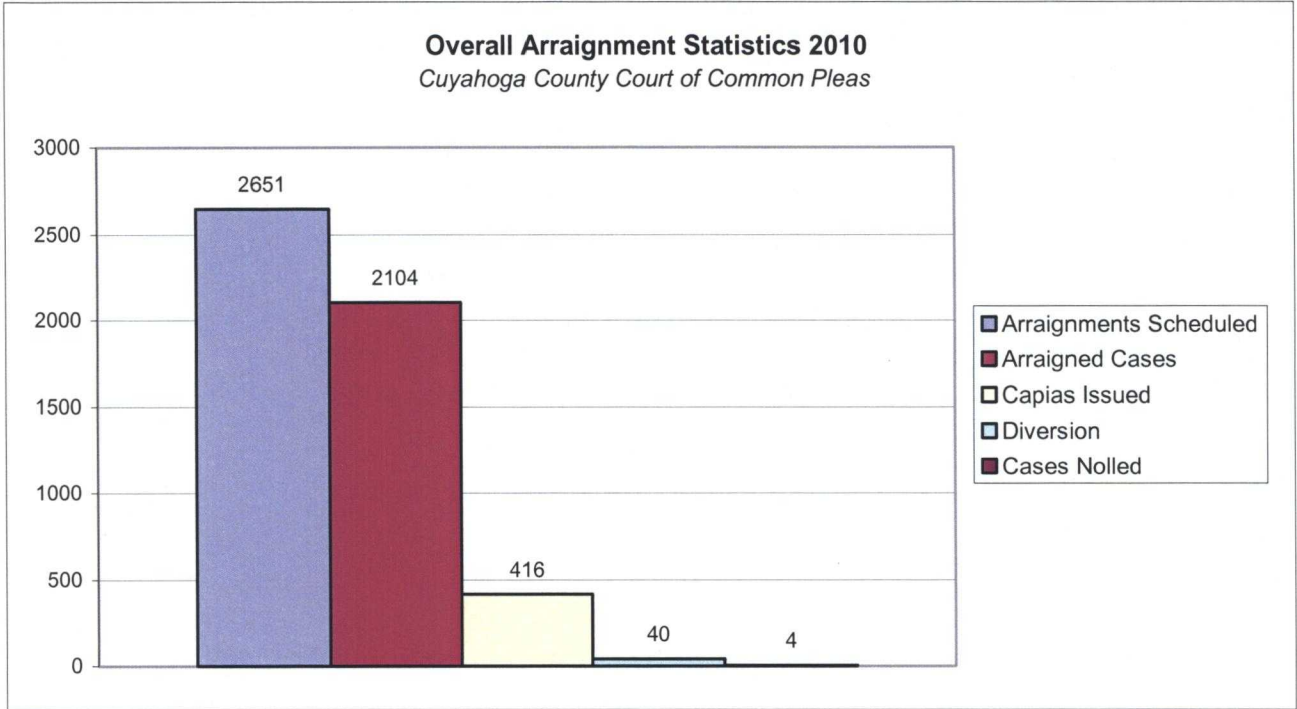
The following charts are reflective of arraignment activity where the defendant was not incarcerated at the time of arraignment. The source for this information was the Criminal Records Department.



CUYAHOGA COUNTY COMMON PLEAS COURT

Overall Arraignment Statistics

The arraignment statistics were provided by the Criminal Records Department. They are provided to give a representation of arraignment activity in the Court in 2010. These statistics include jail and non – jail arraignments.



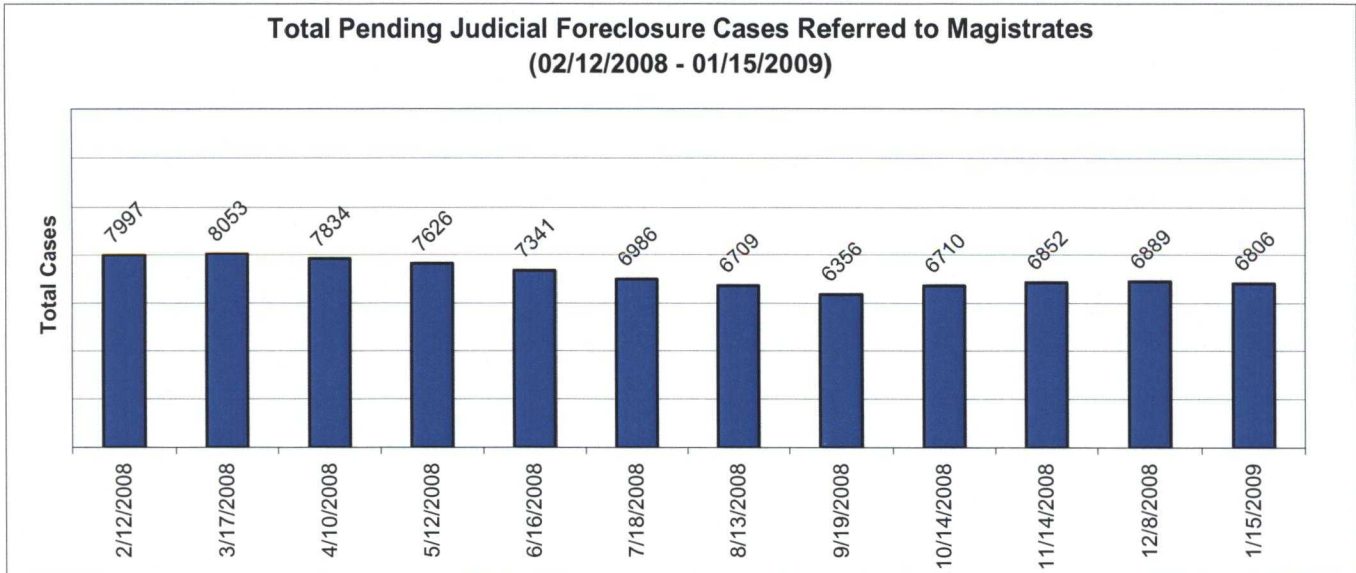
Judicial Foreclosure Statistics¹

¹ For clarification purposes, Foreclosure cases in this report are identified as Judicial Foreclosure filings (filing codes 1460 (Foreclosure Marsh. Of Lien), 1465 (Tax Lien), 1466 (Tax Certificate), 1470 (Quiet Title), and 1480 (Partition)). These cases are different from Board of Revision Foreclosures, which are not reported here.

CUYAHOGA COUNTY COMMON PLEAS COURT

Total Pending Judicial Foreclosure Cases Referred to Magistrates (A)

The following chart is a display of the total number of pending Judicial Foreclosure cases referred to the Magistrates on specific dates. The table below shows the number of these cases pending for each year since 1990.

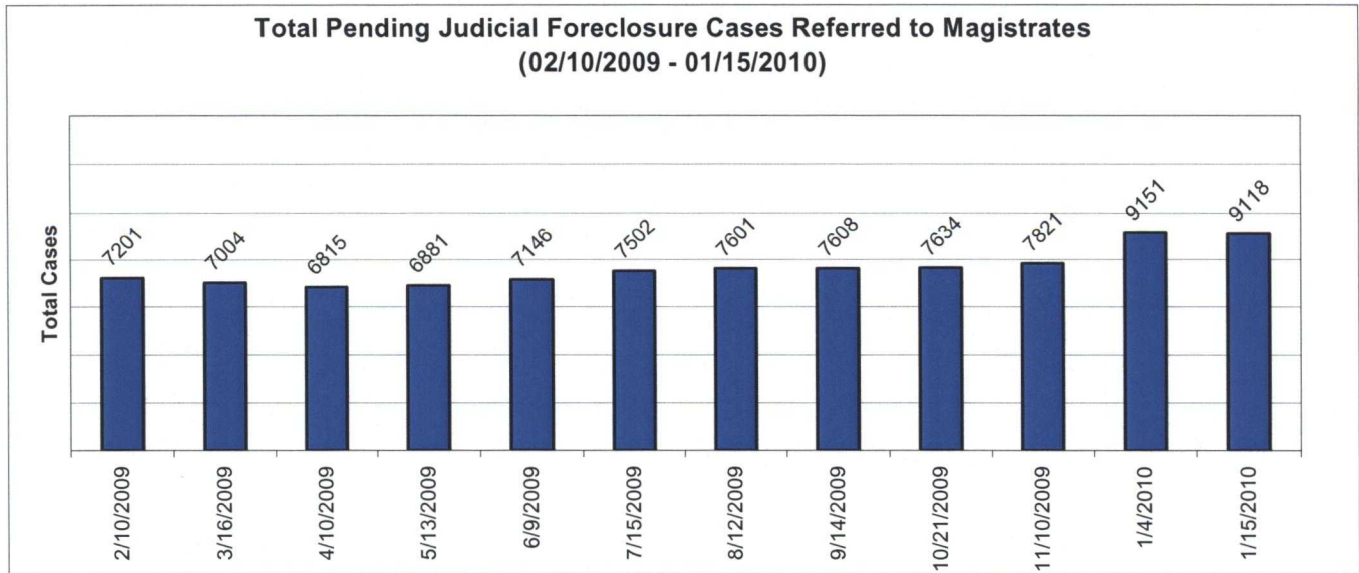


	As of:	2/12/2008	3/17/2008	4/10/2008	5/12/2008	6/16/2008	7/18/2008	8/13/2008	9/19/2008	10/14/2008	11/14/2008	12/8/2008	1/15/2009
Year													
1990		0	0	0	0	0	0	0	0	0	0	0	0
1991		0	0	0	0	0	0	0	0	0	0	0	0
1992		0	0	0	0	0	0	0	0	0	0	0	0
1993		0	0	0	0	0	0	0	0	0	0	0	0
1994		0	0	0	0	0	0	0	0	0	0	0	0
1995		0	0	0	0	0	0	0	0	0	0	0	0
1996		0	0	0	0	0	0	0	0	0	0	0	0
1997		0	0	0	0	0	0	0	0	0	0	0	0
1998		0	0	0	0	0	0	0	0	0	0	0	0
1999		0	0	0	0	0	0	0	0	0	0	0	0
2000		2	2	2	0	0	0	0	0	0	2	2	2
2001		8	7	6	4	4	4	5	4	5	3	3	2
2002		34	22	21	20	18	15	14	9	9	8	6	3
2003		56	48	40	35	22	19	16	15	12	8	9	10
2004		111	90	80	74	58	53	47	35	29	24	20	22
2005		225	160	136	116	89	76	72	52	49	39	36	25
2006		607	513	431	363	299	254	224	192	180	158	136	113
2007		5504	4468	3533	2685	1975	1479	1183	903	830	667	565	443
2008		1450	2743	3585	4329	4876	5086	5148	5146	5596	5943	6112	6186
Total		7997	8053	7834	7626	7341	6986	6709	6356	6710	6852	6889	6806

CUYAHOGA COUNTY COMMON PLEAS COURT

Total Pending Judicial Foreclosure Cases Referred to Magistrates (B)

The following chart is a display of the total number of pending Judicial Foreclosure cases referred to the Magistrates on specific dates. The table below shows the number of these cases pending from each year since 1990.

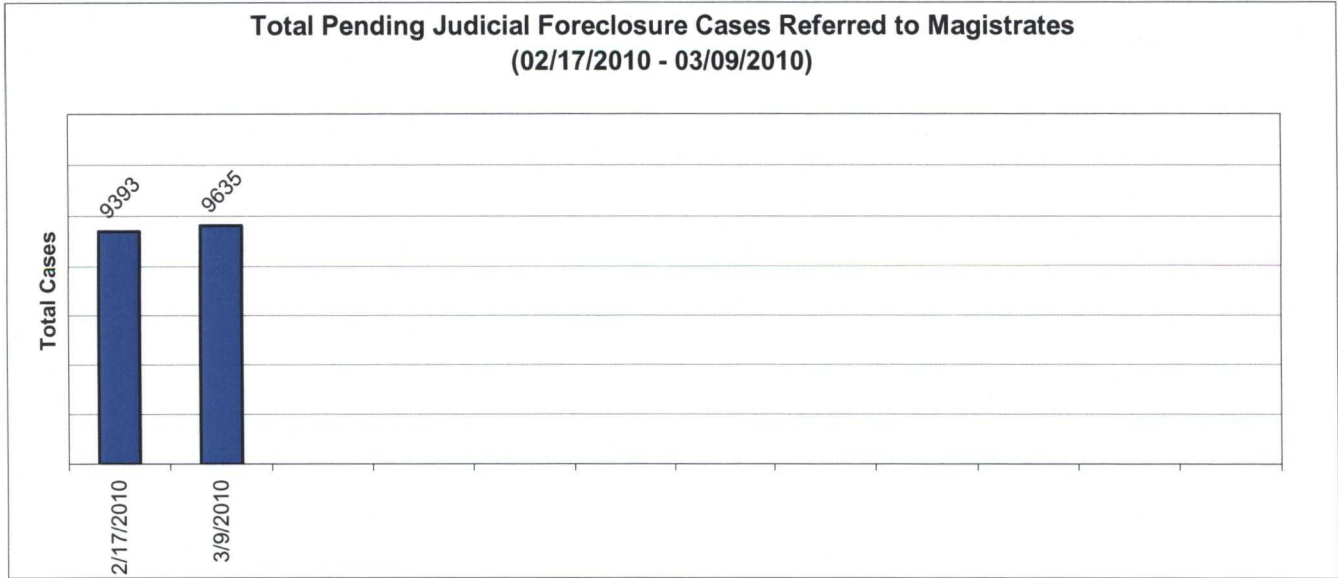


Year	As of:	2/10/2009	3/16/2009	4/10/2009	5/13/2009	6/9/2009	7/15/2009	8/12/2009	9/14/2009	10/21/2009	11/10/2009	1/4/2010	1/15/2010
1990		0	0	0	0	0	0	0	0	0	0	0	0
1991		0	0	0	0	0	0	0	0	0	0	0	0
1992		0	0	0	0	0	0	0	0	0	0	0	0
1993		0	0	0	0	0	0	0	0	0	0	0	0
1994		0	0	0	0	0	0	0	0	0	0	0	0
1995		0	0	0	0	0	0	0	0	0	0	0	0
1996		0	0	0	0	0	0	0	0	0	0	0	0
1997		0	0	0	0	0	0	0	0	0	0	0	0
1998		0	0	0	1	0	0	0	0	0	0	0	0
1999		0	0	0	0	0	0	0	0	0	0	0	0
2000		2	2	2	2	2	2	3	2	2	3	2	2
2001		2	1	1	1	1	1	1	1	1	1	1	1
2002		3	2	3	3	3	3	1	1	1	1	1	1
2003		10	12	14	11	11	11	11	9	8	8	8	7
2004		20	16	15	16	16	16	15	15	15	14	13	13
2005		22	19	20	19	18	16	16	16	16	12	13	13
2006		106	90	84	65	62	56	49	42	30	27	25	25
2007		399	314	263	231	203	165	145	129	107	98	88	80
2008		5533	4356	3585	2980	2510	2030	1719	1439	1162	1009	776	720
2009		1104	2192	2828	3552	4320	5202	5641	5954	6292	6648	8224	7933
2010													323
Total		7201	7004	6815	6881	7146	7502	7601	7608	7634	7821	9151	9118

CUYAHOGA COUNTY COMMON PLEAS COURT

Total Pending Judicial Foreclosure Cases Referred to Magistrates (C)

The following chart is a display of the total number of pending Judicial Foreclosure cases referred to the Magistrates on specific dates. The table below shows the number of these cases pending from each year since 1990.

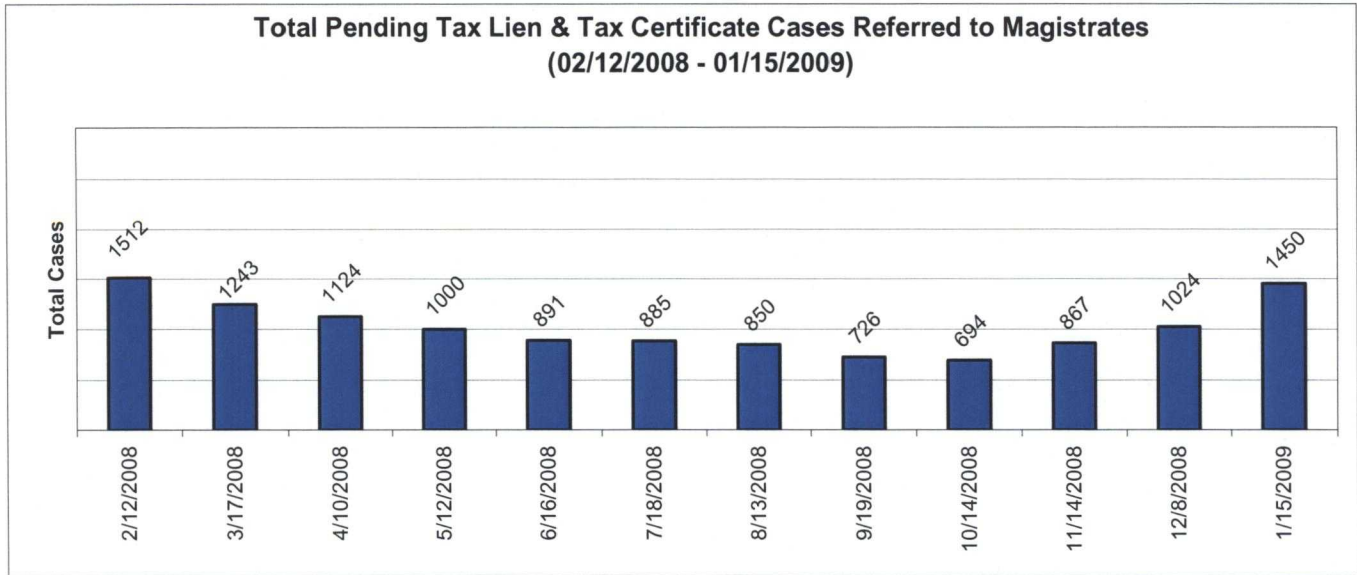


	As of:	2/17/2010	3/9/2010											
Year														
1990		0	0											
1991		0	0											
1992		0	0											
1993		0	0											
1994		0	0											
1995		0	0											
1996		0	0											
1997		0	0											
1998		0	0											
1999		0	0											
2000		3	3											
2001		1	1											
2002		1	0											
2003		6	7											
2004		11	12											
2005		12	13											
2006		23	22											
2007		69	65											
2008		585	511											
2009		7064	6478											
2010		1618	2523											
Total		9393	9635											

CUYAHOGA COUNTY COMMON PLEAS COURT

Total Pending Tax Lien & Certificate Cases Referred to Magistrates (A)

The following chart is a display of the number of pending tax Judicial Foreclosure cases referred to the Magistrates on specific dates. The table below shows the number of pending tax Judicial Foreclosure cases in each year since 1990.




	As of:	2/12/2008	3/17/2008	4/10/2008	5/12/2008	6/16/2008	7/18/2008	8/13/2008	9/19/2008	10/14/2008	11/14/2008	12/8/2008	1/15/2009
Year													
1990		0	0	0	0	0	0	0	0	0	0	0	0
1991		0	0	0	0	0	0	0	0	0	0	0	0
1992		0	0	0	0	0	0	0	0	0	0	0	0
1993		0	0	0	0	0	0	0	0	0	0	0	0
1994		0	0	0	0	0	0	0	0	0	0	0	0
1995		0	0	0	0	0	0	0	0	0	0	0	0
1996		0	0	0	0	0	0	0	0	0	0	0	0
1997		0	0	0	0	0	0	0	0	0	0	0	0
1998		0	0	0	0	0	0	0	0	0	0	0	0
1999		0	0	0	0	0	0	0	0	0	0	0	0
2000		0	0	0	0	0	0	0	0	0	1	1	1
2001		5	4	4	4	4	4	4	3	4	3	3	2
2002		23	12	11	10	9	7	6	4	3	2	5	0
2003		26	17	14	13	8	5	3	1	0	0	0	1
2004		69	51	44	39	26	24	21	14	9	8	5	5
2005		159	104	87	73	52	42	35	22	17	10	10	9
2006		344	274	219	175	136	118	95	70	60	52	50	39
2007		791	654	532	424	350	304	262	211	193	150	131	88
2008		95	127	213	262	306	381	424	401	408	641	819	1305
Total		1512	1243	1124	1000	891	885	850	726	694	867	1024	1450

CUYAHOGA COUNTY COMMON PLEAS COURT

Total Pending Tax Lien & Certificate Cases Referred to Magistrates (B)

The following chart is a display of the number of pending tax Judicial Foreclosure cases referred to the Magistrates on specific dates. The table below shows the number of pending tax Judicial Foreclosure cases in each year since 1990.




	As of:	2/10/2009	3/16/2009	4/10/2009	5/13/2009	6/9/2009	7/15/2009	8/12/2009	9/14/2009	10/21/2009	11/10/2009	1/4/2010	1/15/2010
Year													
1990		0	0	0	0	0	0	0	0	0	0	0	0
1991		0	0	0	0	0	0	0	0	0	0	0	0
1992		0	0	0	0	0	0	0	0	0	0	0	0
1993		0	0	0	0	0	0	0	0	0	0	0	0
1994		0	0	0	0	0	0	0	0	0	0	0	0
1995		0	0	0	0	0	0	0	0	0	0	0	0
1996		0	0	0	0	0	0	0	0	0	0	0	0
1997		0	0	0	0	0	0	0	0	0	0	0	0
1998		0	0	0	0	0	0	0	0	0	0	0	0
1999		0	0	0	0	0	0	0	0	0	0	0	0
2000		1	1	1	1	1	1	1	1	1	1	1	1
2001		2	1	1	1	1	1	1	1	1	1	1	1
2002		0	0	0	0	0	0	0	0	0	0	0	0
2003		1	2	2	1	1	1	1	1	1	1	1	1
2004		4	3	3	3	3	3	4	4	4	4	4	4
2005		8	4	3	3	3	3	3	2	2	2	2	2
2006		35	29	24	19	19	18	14	12	9	6	5	4
2007		77	60	45	39	36	30	24	23	16	14	13	13
2008		1244	1118	1027	922	839	697	586	464	369	318	251	228
2009		82	177	250	381	727	1070	1169	1140	1183	1446	2396	2369
2010													23
Total		1454	1395	1356	1370	1630	1824	1803	1648	1586	1793	2674	2646

CUYAHOGA COUNTY COMMON PLEAS COURT

Total Pending Tax Lien & Certificate Cases Referred to Magistrates (C)

The following chart is a display of the number of pending tax Judicial Foreclosure cases referred to the Magistrates on specific dates. The table below shows the number of pending tax Judicial Foreclosure cases in each year since 1990.

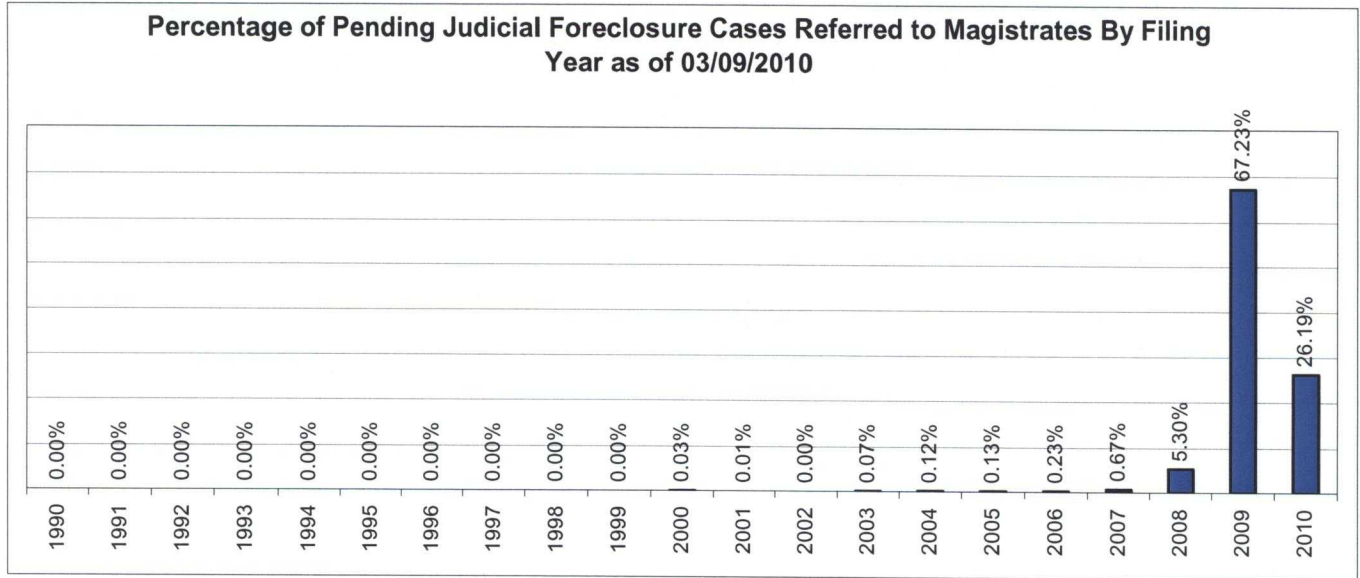


	As of:	2/17/2010	3/9/2010										
Year													
1990		0	0										
1991		0	0										
1992		0	0										
1993		0	0										
1994		0	0										
1995		0	0										
1996		0	0										
1997		0	0										
1998		0	0										
1999		0	0										
2000		1	1										
2001		1	1										
2002		0	0										
2003		1	1										
2004		4	3										
2005		2	2										
2006		3	3										
2007		12	10										
2008		186	156										
2009		2267	2145										
2010		176	342										
Total		2653	2664										

CUYAHOGA COUNTY COMMON PLEAS COURT

Percentage of Pending Judicial Foreclosure Cases By Filing Year

The following chart is a representation of the total number of pending Judicial Foreclosure cases by filing year expressed as a percentage on a specific date. The table below is the supporting data for this chart.

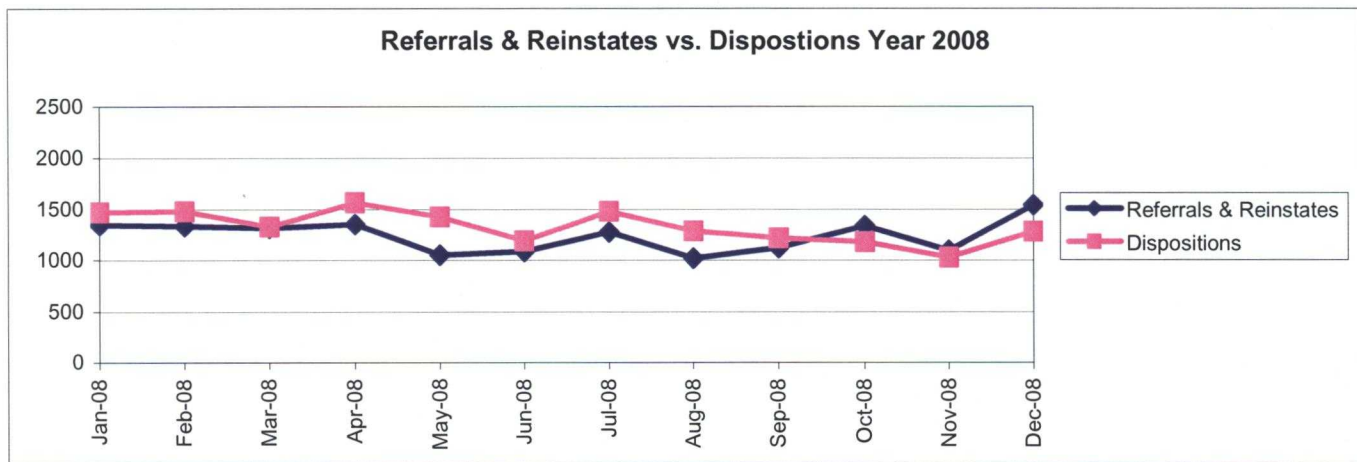


Year	As of:	3/9/2010	% of Total
1990		0	0.00%
1991		0	0.00%
1992		0	0.00%
1993		0	0.00%
1994		0	0.00%
1995		0	0.00%
1996		0	0.00%
1997		0	0.00%
1998		0	0.00%
1999		0	0.00%
2000		3	0.03%
2001		1	0.01%
2002		0	0.00%
2003		7	0.07%
2004		12	0.12%
2005		13	0.13%
2006		22	0.23%
2007		65	0.67%
2008		511	5.30%
2009		6478	67.23%
2010		2523	26.19%
Total		9635	100.00%

CUYAHOGA COUNTY COMMON PLEAS COURT

Judicial Foreclosure Clearance Rate Year 2008

The Clearance Rate is the number of outgoing cases as a percentage of the number of incoming cases. Clearance rate measures whether the court is keeping up with its incoming caseload. If cases are not disposed in a timely manner, a backlog of cases awaiting disposition will grow. A Clearance Rate of 100% indicates that at least as many cases as have been filed, reopened, or reactivated in a period have been disposed.

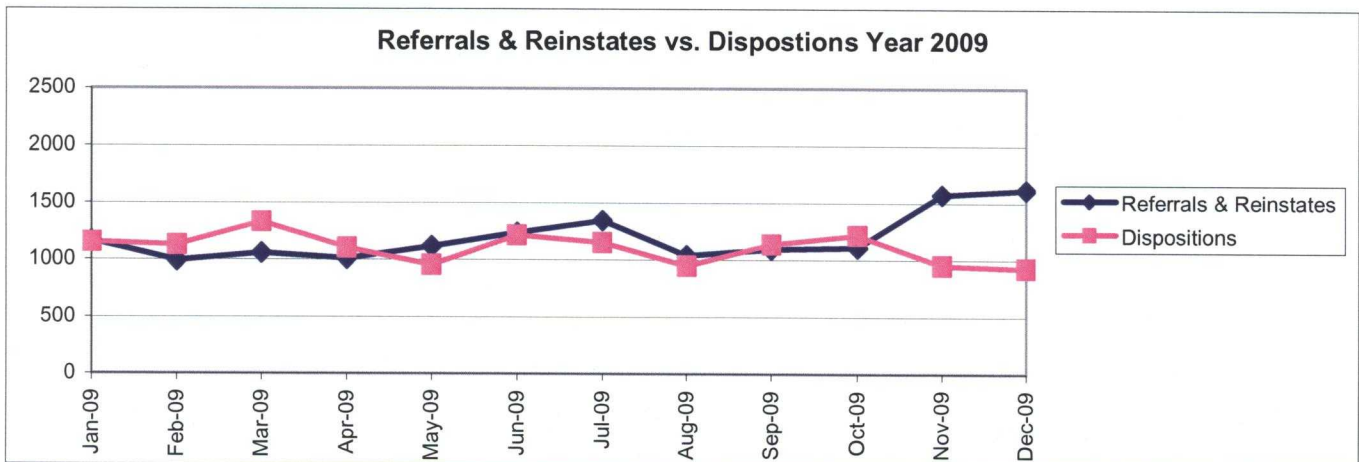


	Referrals & Reinstates	Dispositions	Clearance Rate
Jan-08	1346	1473	109%
Feb-08	1335	1483	111%
Mar-08	1317	1330	101%
Apr-08	1353	1567	116%
May-08	1048	1425	136%
Jun-08	1084	1188	110%
Jul-08	1276	1479	116%
Aug-08	1017	1283	126%
Sep-08	1121	1215	108%
Oct-08	1337	1177	88%
Nov-08	1093	1028	94%
Dec-08	1545	1282	83%
Avg	1239	1328	107%
Total	14872	15930	

CUYAHOGA COUNTY COMMON PLEAS COURT

Judicial Foreclosure Clearance Rate Year 2009

The Clearance Rate is the number of outgoing cases as a percentage of the number of incoming cases. Clearance rate measures whether the court is keeping up with its incoming caseload. If cases are not disposed in a timely manner, a backlog of cases awaiting disposition will grow. A Clearance Rate of 100% indicates that at least as many cases as have been filed, reopened, or reactivated in a period have been disposed.

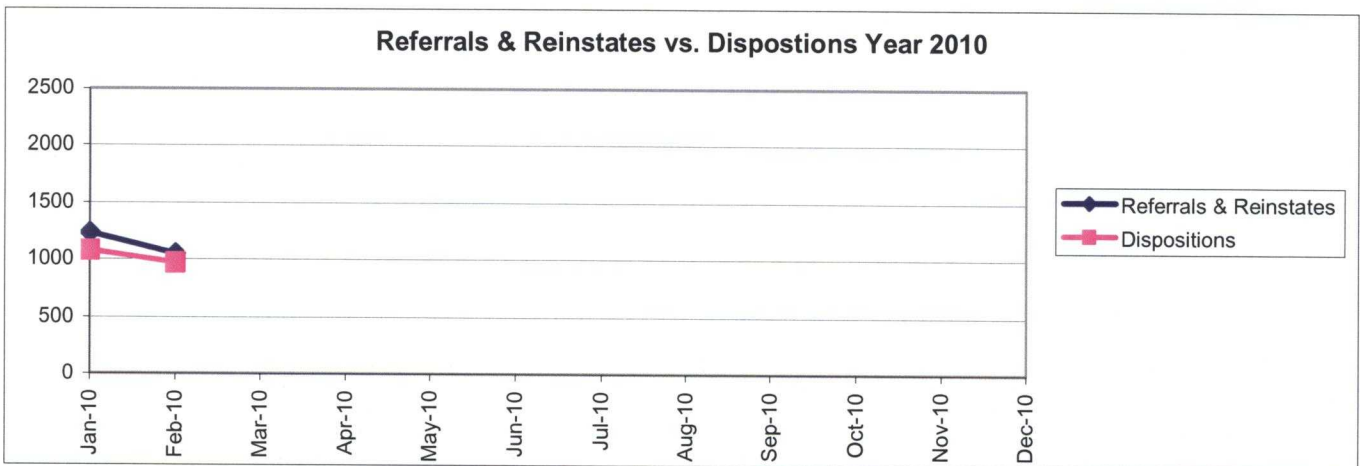



	Referrals & Reinstates	Dispositions	Clearance Rate
Jan-09	1167	1154	99%
Feb-09	991	1127	114%
Mar-09	1058	1331	126%
Apr-09	1010	1102	109%
May-09	1116	955	86%
Jun-09	1238	1214	98%
Jul-09	1345	1149	85%
Aug-09	1038	949	91%
Sep-09	1094	1136	104%
Oct-09	1108	1214	110%
Nov-09	1573	952	61%
Dec-09	1614	927	57%
Avg	1196	1101	92%
Total	14352	13210	

CUYAHOGA COUNTY COMMON PLEAS COURT

Judicial Foreclosure Clearance Rate Year 2010

The Clearance Rate is the number of outgoing cases as a percentage of the number of incoming cases. Clearance rate measures whether the court is keeping up with its incoming caseload. If cases are not disposed in a timely manner, a backlog of cases awaiting disposition will grow. A Clearance Rate of 100% indicates that at least as many cases as have been filed, reopened, or reactivated in a period have been disposed.

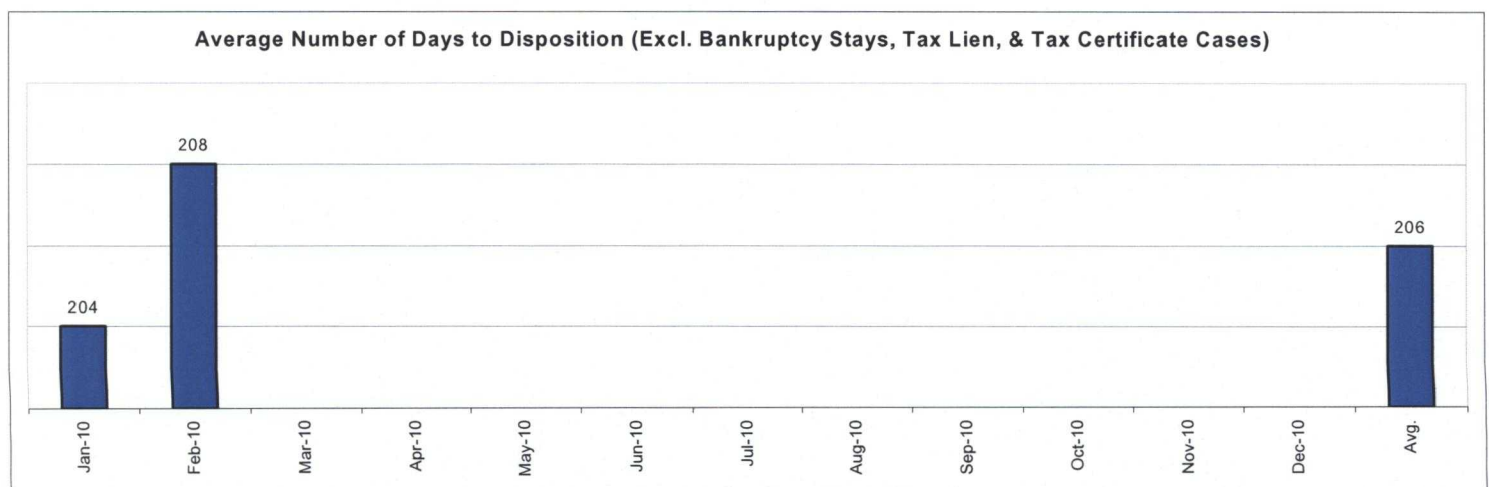
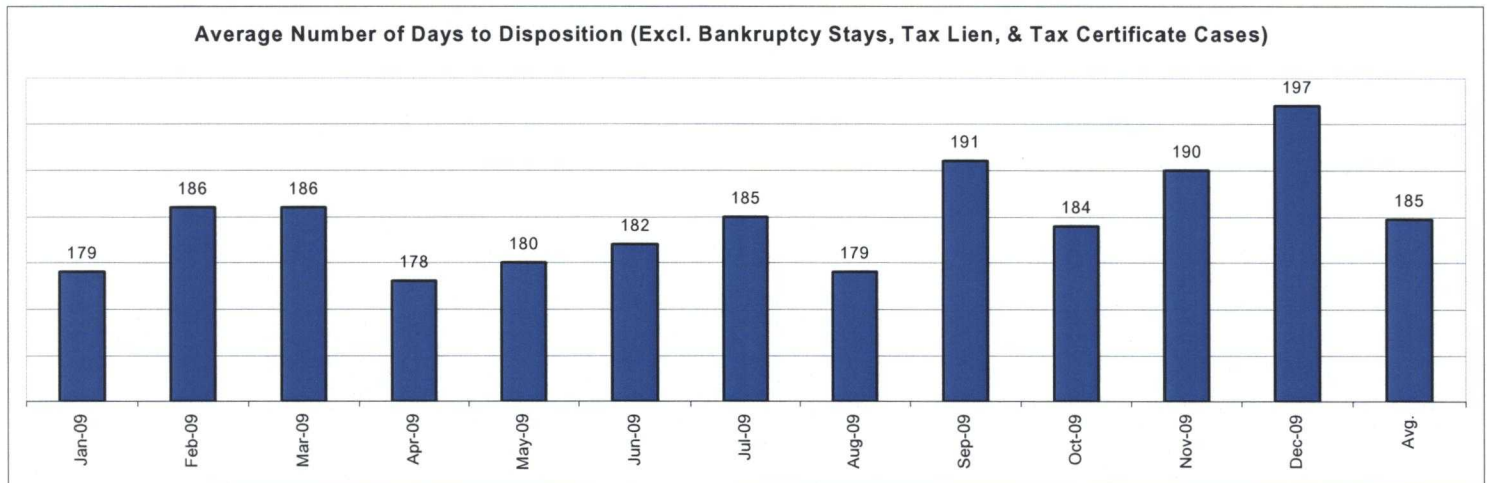
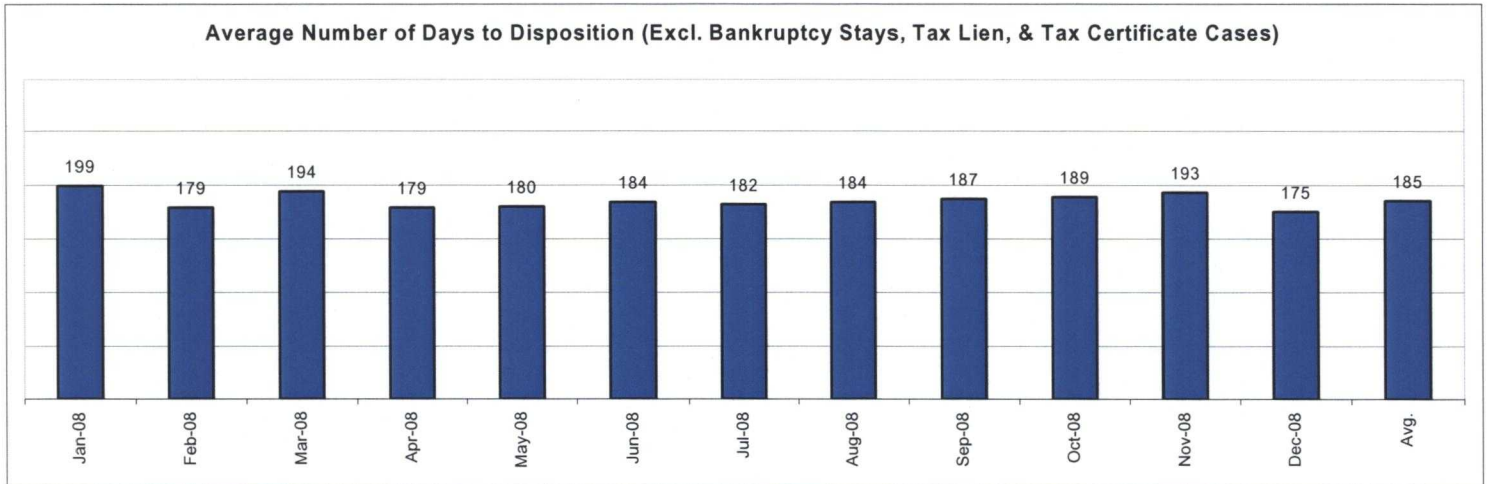


	Referrals & Reinstates	Dispositions	Clearance Rate
Jan-10	1231	1077	87%
Feb-10	1047	970	93%
Mar-10			
Apr-10			
May-10			
Jun-10			
Jul-10			
Aug-10			
Sep-10			
Oct-10			
Nov-10			
Dec-10			
Avg	1139	1024	90%
Total	2278	2047	

CUYAHOGA COUNTY COMMON PLEAS COURT

Avg. Number of Days to Disp. (Excl. Bank. Stays & Tax Lien & Tax Cert.)

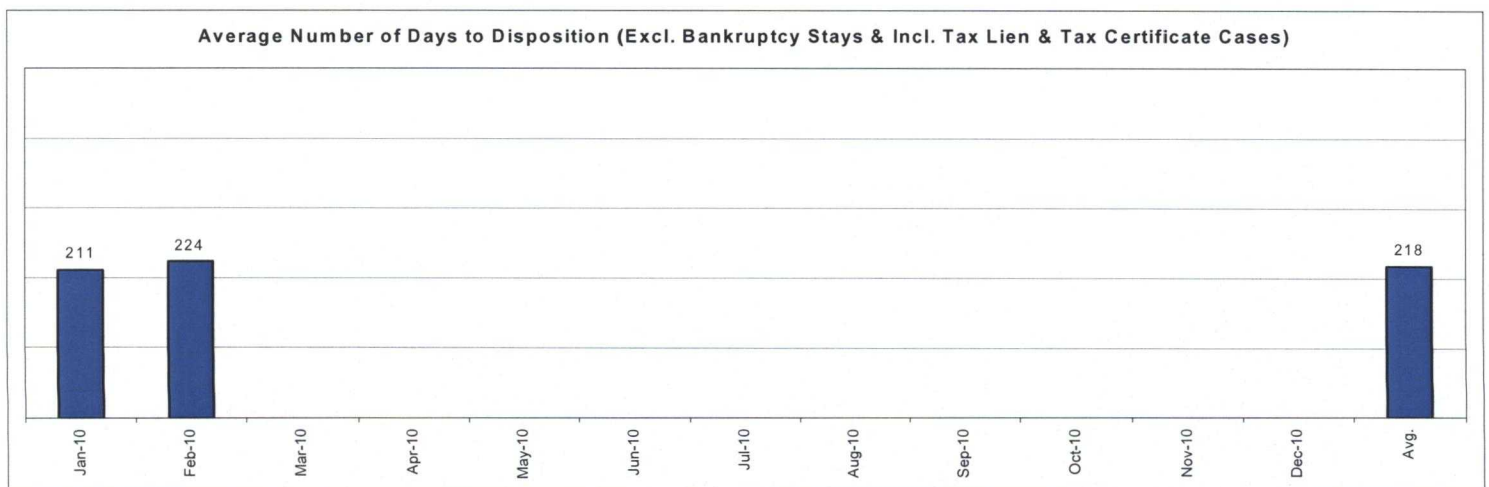
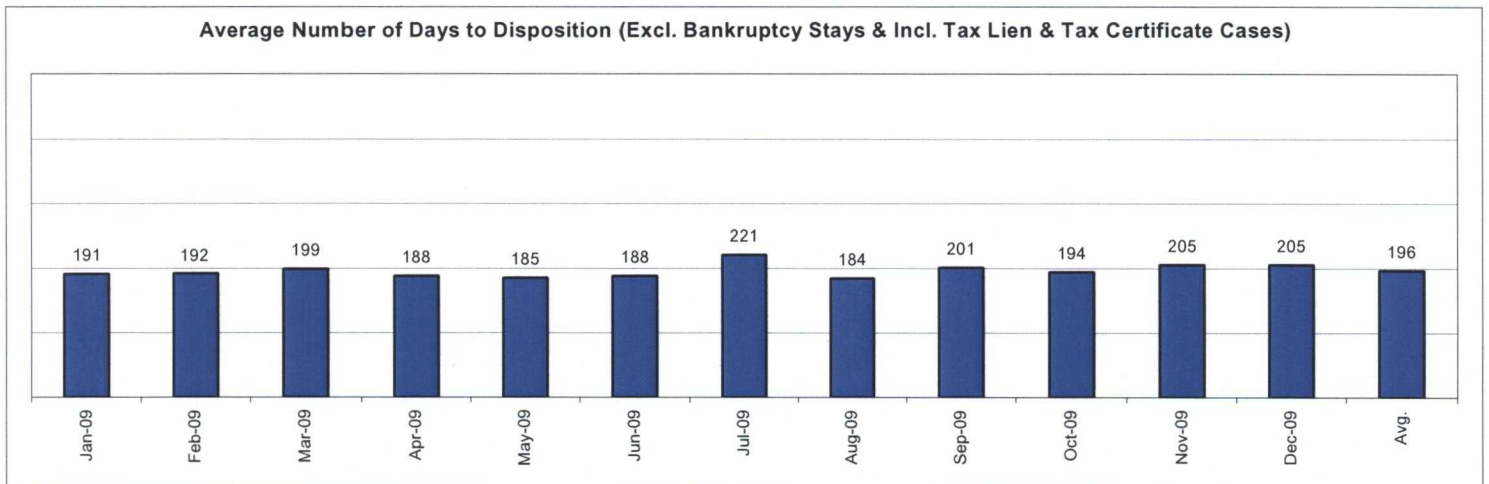
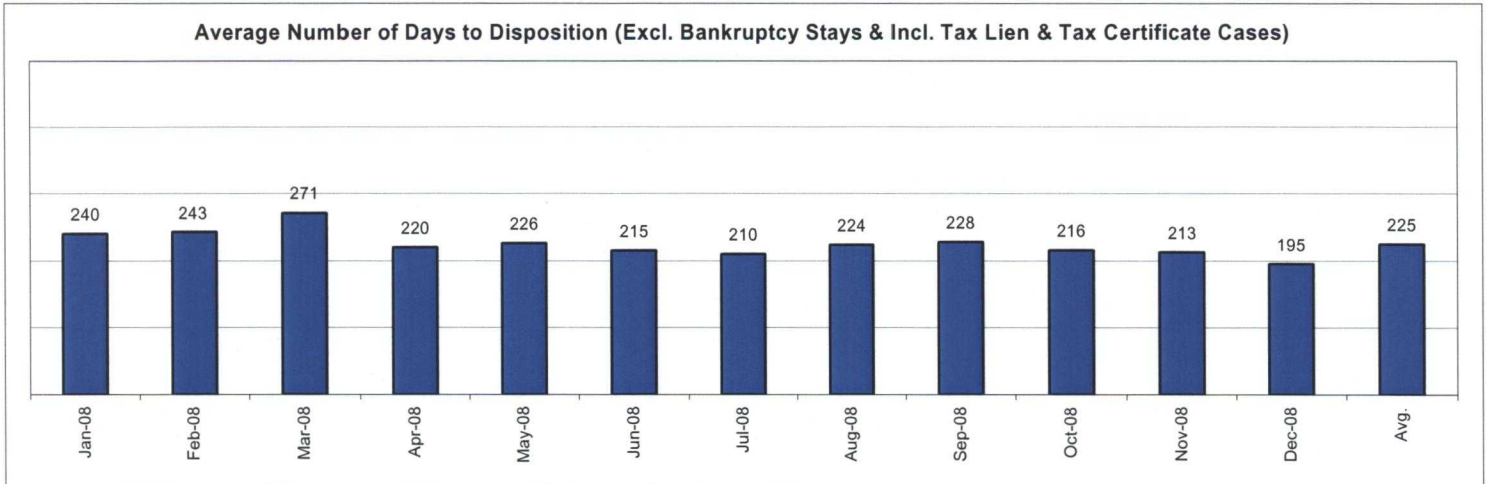
The average number of days to disposition is the number of days from filing to a final disposition entry being filed with the Clerk of Court. The data sample is based on all judicial foreclosure cases terminated by decree or dismissal (cases terminated by bankruptcy are not included) in a month. Each case is examined to determine the number of days between filing and termination with the periods that a case may have been in bankruptcy subtracted. Adding the total days of all of the cases minus bankruptcy periods and dividing by the total number of cases calculates the average. In the following chart, tax judicial foreclosure cases are excluded.



CUYAHOGA COUNTY COMMON PLEAS COURT

Avg. Number of Days to Disp. (Excl. Bank. Stays & Incl. Tax Lien & Tax Cert.)

The average number of days to disposition is the number of days from filing to a final disposition entry being filed with the Clerk of Court. The data sample is based on all Judicial Foreclosure cases terminated by decree or dismissal (cases terminated by bankruptcy are not included) in a month. Each case is examined to determine the number of days between filing and termination with the periods that a case may have been in bankruptcy subtracted. Adding the total days of all of the cases minus bankruptcy periods and dividing by the total number of cases calculates the average. In the following chart, all types of Judicial Foreclosure cases are included.



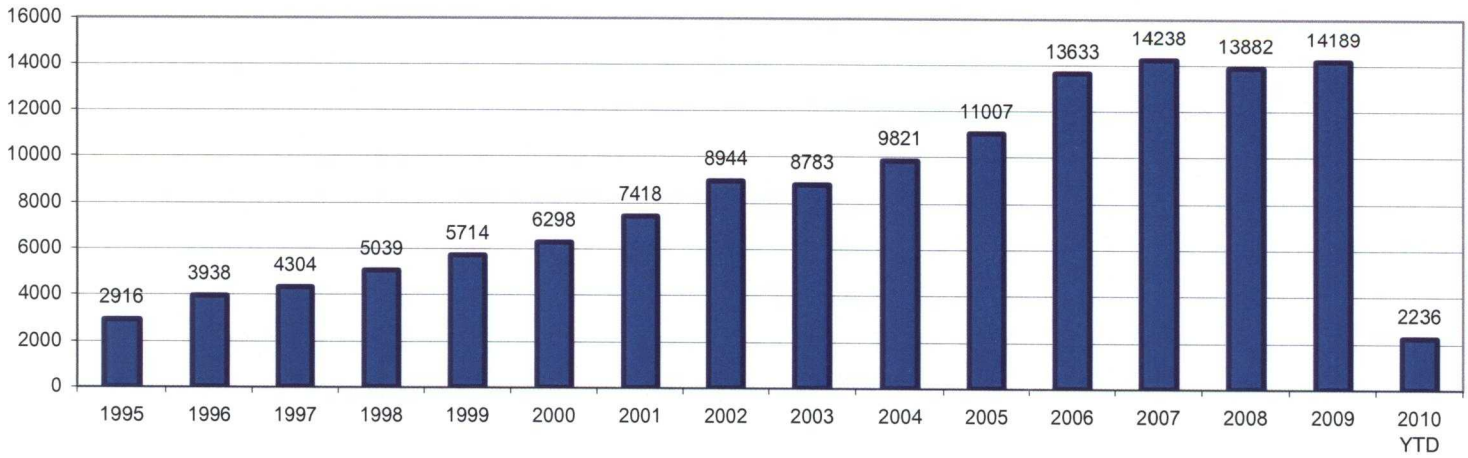
CUYAHOGA COUNTY COMMON PLEAS COURT

Total New Judicial Foreclosure Filings

The following charts are provided as a historical view of new judicial foreclosure filings.

1. Total New Judicial Foreclosure Filings from 1995 – 2010 by year
2. Total New Marsh of Lien/Quiet Title/Partition Filings from 2007 – 2010 by month
3. Total New Tax Lien & Tax Certificate Filings for 2008 – 2010 by month
4. Total New Judicial Foreclosure Filings from 2008 – 2010 by month

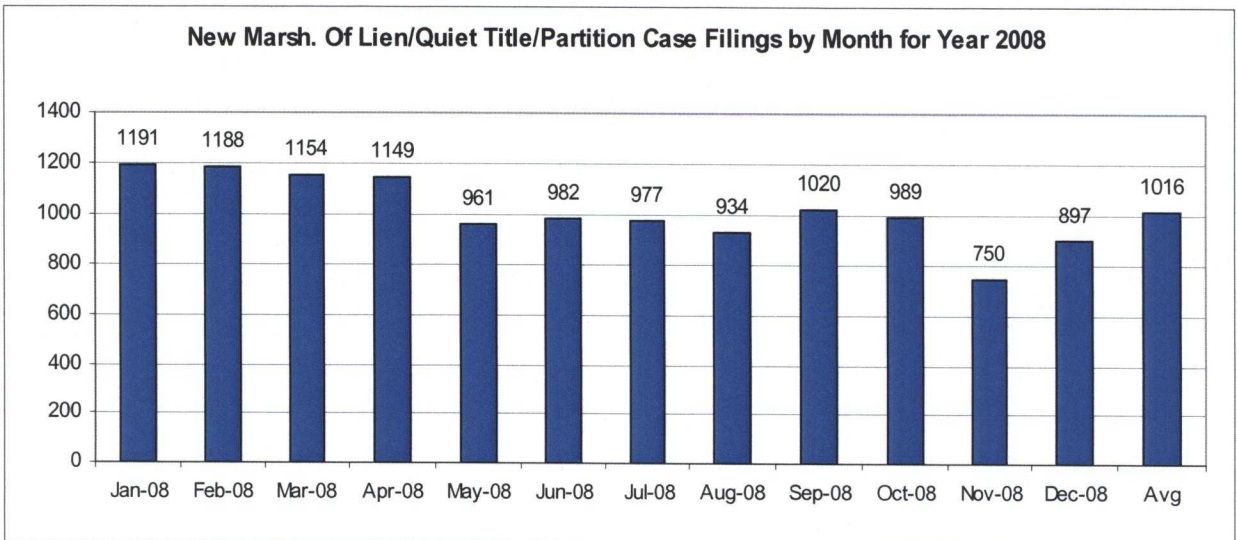
Total New Judicial Foreclosure Filings 1995 - 2010



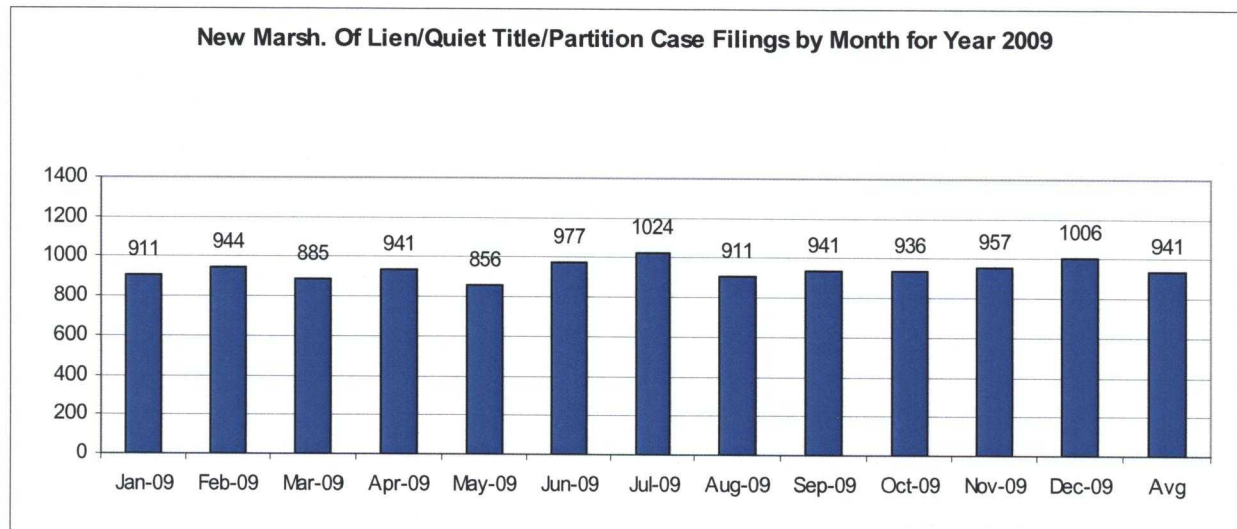
CUYAHOGA COUNTY COMMON PLEAS COURT

New Marsh. of Lien/Quiet Title/Partition Filings by Month for 2008 – 2010 YTD

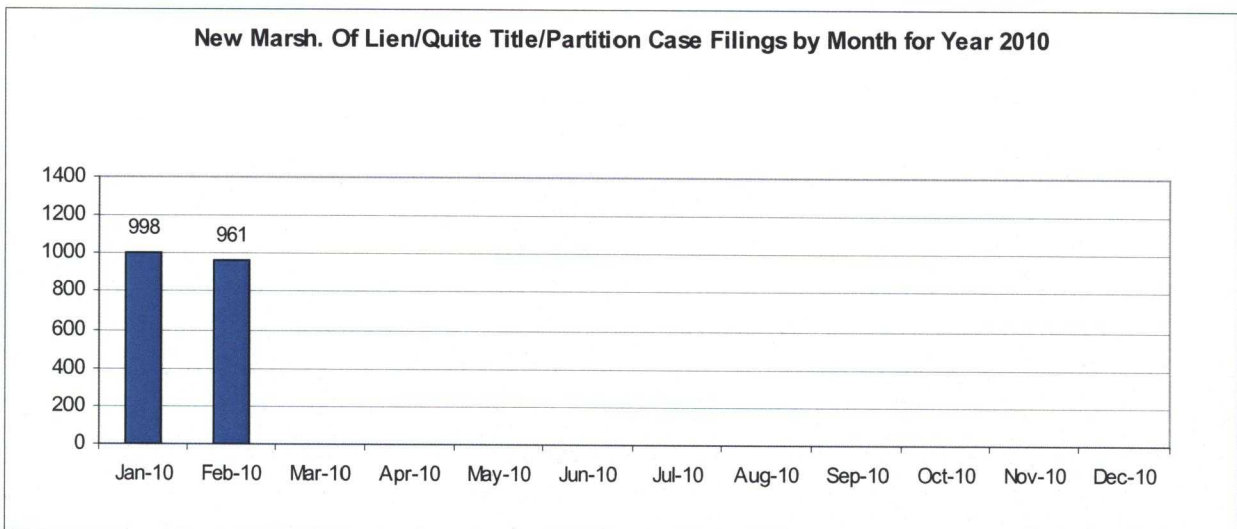
Month	# Filings
Jan-08	1191
Feb-08	1188
Mar-08	1154
Apr-08	1149
May-08	961
Jun-08	982
Jul-08	977
Aug-08	934
Sep-08	1020
Oct-08	989
Nov-08	750
Dec-08	897
Avg	1016
Total	12192



Month	# Filings
Jan-09	911
Feb-09	944
Mar-09	885
Apr-09	941
May-09	856
Jun-09	977
Jul-09	1024
Aug-09	911
Sep-09	941
Oct-09	936
Nov-09	957
Dec-09	1006
Avg	941
Total	11289



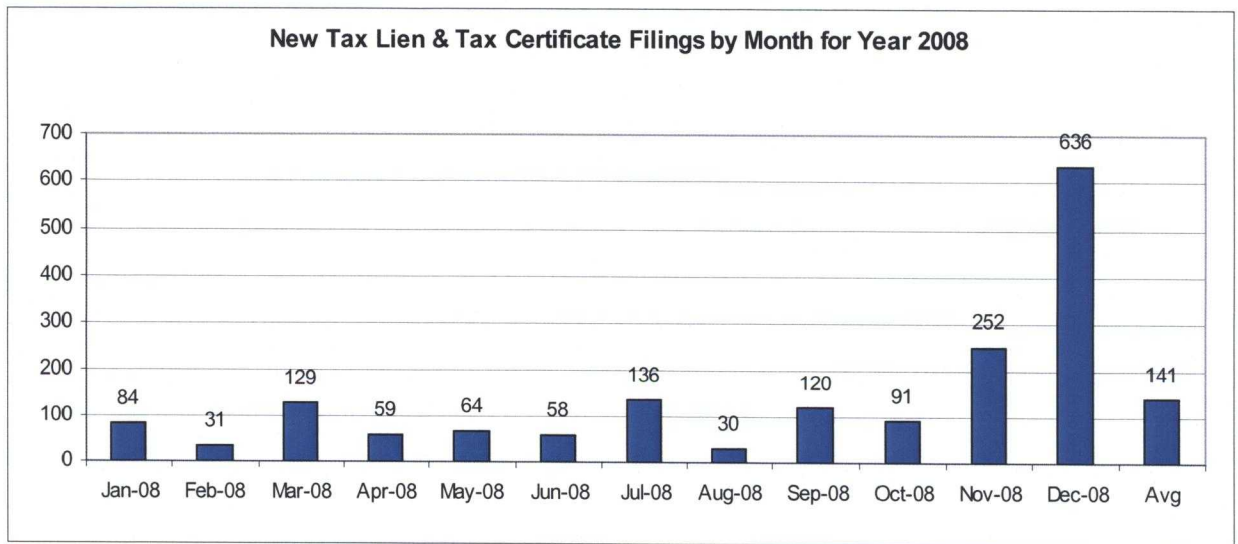
Month	# Filings
Jan-10	998
Feb-10	961
Mar-10	
Apr-10	
May-10	
Jun-10	
Jul-10	
Aug-10	
Sep-10	
Oct-10	
Nov-10	
Dec-10	
Avg	980
Total	1959



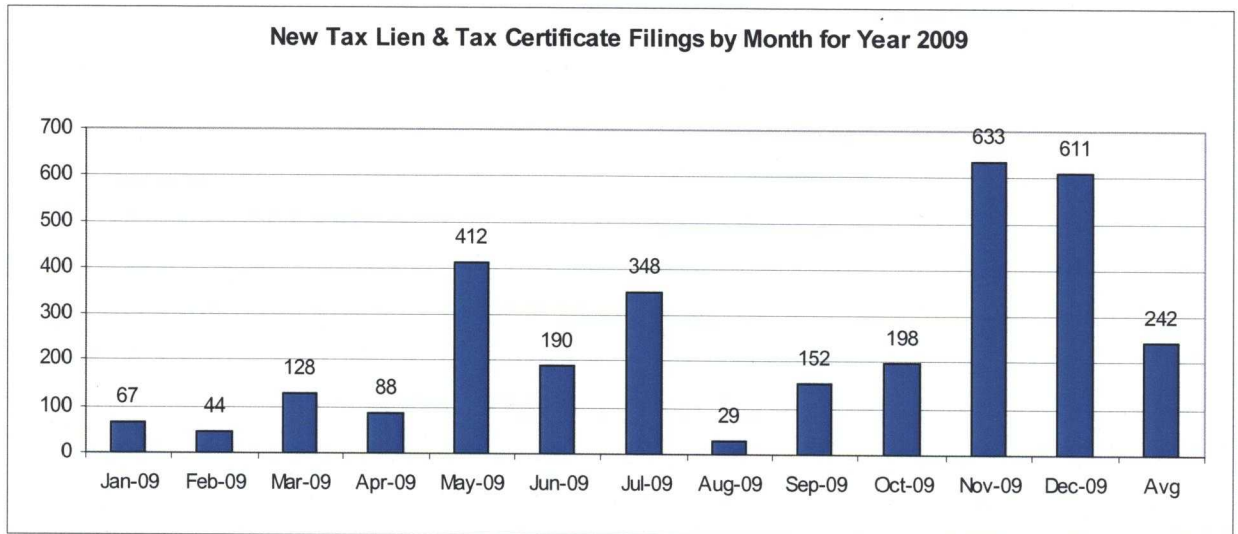
CUYAHOGA COUNTY COMMON PLEAS COURT

New Tax Lien & Certificate Filings by Month for Year 2008 – 2010 YTD

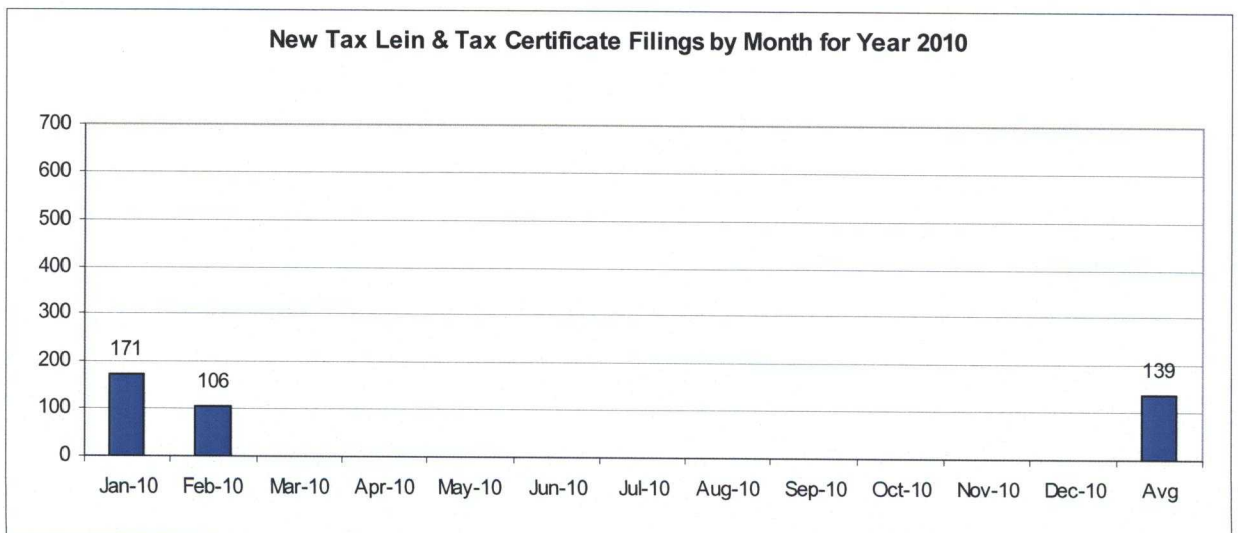
Month	# Filings
Jan-08	84
Feb-08	31
Mar-08	129
Apr-08	59
May-08	64
Jun-08	58
Jul-08	136
Aug-08	30
Sep-08	120
Oct-08	91
Nov-08	252
Dec-08	636
Avg	141
Total	1690



Month	# Filings
Jan-09	67
Feb-09	44
Mar-09	128
Apr-09	88
May-09	412
Jun-09	190
Jul-09	348
Aug-09	29
Sep-09	152
Oct-09	198
Nov-09	633
Dec-09	611
Avg	242
Total	2900



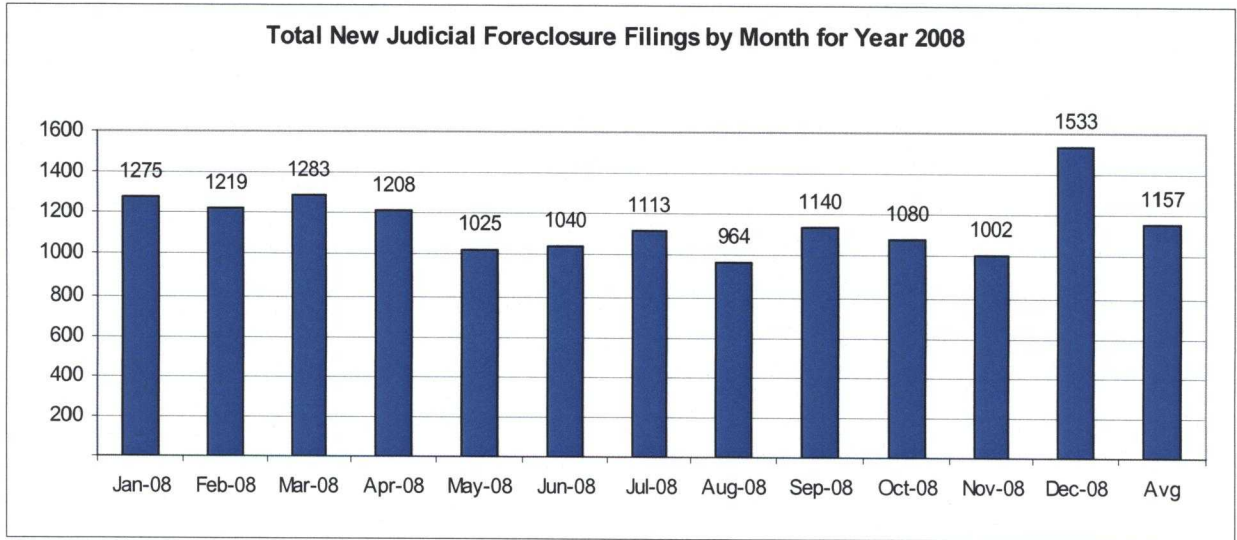
Month	# Filings
Jan-10	171
Feb-10	106
Mar-10	
Apr-10	
May-10	
Jun-10	
Jul-10	
Aug-10	
Sep-10	
Oct-10	
Nov-10	
Dec-10	
Avg	139
Total	277



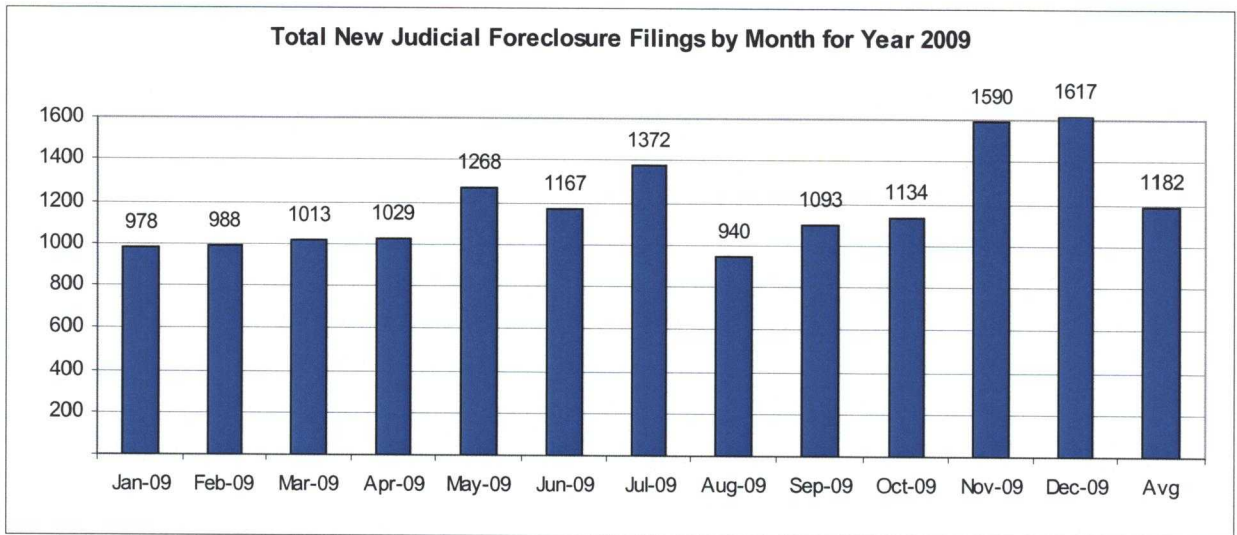
CUYAHOGA COUNTY COMMON PLEAS COURT

Total New Judicial Foreclosure Filings by Month for Year 2008 – 2010 YTD

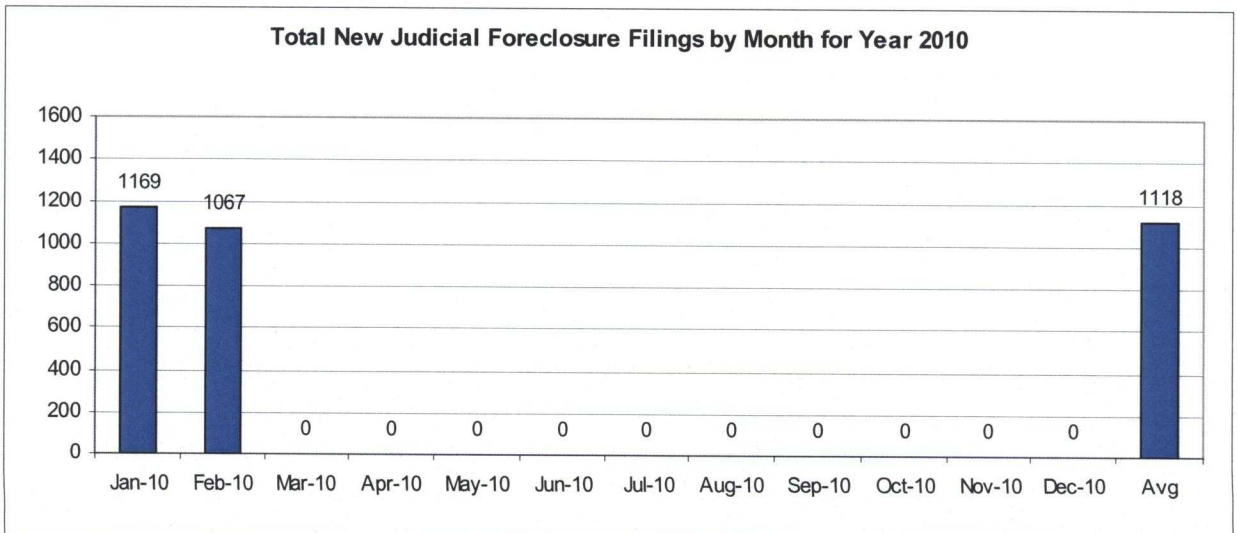
Month	# Filings
Jan-08	1275
Feb-08	1219
Mar-08	1283
Apr-08	1208
May-08	1025
Jun-08	1040
Jul-08	1113
Aug-08	964
Sep-08	1140
Oct-08	1080
Nov-08	1002
Dec-08	1533
Avg	1157
Total	13882



Month	# Filings
Jan-09	978
Feb-09	988
Mar-09	1013
Apr-09	1029
May-09	1268
Jun-09	1167
Jul-09	1372
Aug-09	940
Sep-09	1093
Oct-09	1134
Nov-09	1590
Dec-09	1617
Avg	1182
Total	14189



Month	# Filings
Jan-10	1169
Feb-10	1067
Mar-10	0
Apr-10	0
May-10	0
Jun-10	0
Jul-10	0
Aug-10	0
Sep-10	0
Oct-10	0
Nov-10	0
Dec-10	0
Avg	1118
Total	2236



CUYAHOGA COUNTY COMMON PLEAS COURT

Magistrate's Monthly Report

The Magistrates' Monthly Report consists of 5 reports. Below is a description of each.

Magistrate's Monthly Supplemental Journal Entry Report (R415)

Retrieves total number of supplemental entries and Decrees of Confirmation of Sheriff's sale created during a specific period. A supplemental entry is any journal created by a magistrate, which does not close out a case. For example, any magistrate's order (MG) setting a hearing, any journal entry (JE) ruling on a motion, journals confirming Sheriff's sales, etc.).

Magistrate's Full Disposition Count by Magistrate Report (R413)

Retrieves total number of cases disposed of during a specific period. The dispositions are grouped by Magistrate and then broken down by the type of disposition (i. e. Default, Dismissed with Prejudice, Dismissed without Prejudice, etc.) This report can be printed three different ways. Including tax cases (Full Dispositions), excluding tax cases (Non-Tax Dispositions), and Tax cases only (Tax Dispositions).

Magistrate's Monthly Cases Referred/Reinstated Report (R418)

Retrieves newly filed cases referred to the Magistrates Dept. and cases previously disposed by the Magistrates Dept. that are reinstated and re-referred to the magistrates. The cases are separated by Tax (filing code 1465; Tax Judicial Foreclosure & 1466; Tax Certificate Judicial Foreclosure) and Non-Tax (1460; Judicial Foreclosure Marsh. Of Lien, 1480; Partition, 1470; Quiet Title, misc. (i. e. 1391; Contract Other, etc.).

Magistrate's Monthly Hearing Totals Report (R3146)

Retrieves total number of hearings held during one month. The hearings are grouped by Magistrate and then broken down by what type hearing was held (i. e. Default, Pretrial, etc.).

Magistrate's Monthly Case Load Report (R3147)

Retrieves individual caseload totals for individual magistrates during a specific period. The cases are grouped by magistrate and then broken down by case type (i. e. tax judicial foreclosure, tax certificate judicial foreclosure and non-tax judicial foreclosure).

CUYAHOGA COUNTY COURT OF COMMON PLEAS

DATE: 03/09/2010
TIME: 12:34 PM

OFFICE OF THE MAGISTRATES
MAGISTRATE'S MONTHLY SUPPLEMENTALS BY CASE
REPORTING PERIOD: FEBRUARY 2010

PAGE: 1
CMSR415D

SUPPLEMENTALS

AUGUSTYN	188
BAKER	425
BUCHA	254
CUTHBERT	424
DYKE	223
GAUNTNER	314
GONZALEZ	283
HIPPLEY	223
JACKSON	354
KLEIN	359
LUCAS	234
OLSZTYN	536
VOZAR	359
WEISS	277
UNACCOUNTED FOR	0

TOTAL 4453

CONFIRMATIONS

TOTAL 281

CUYAHOGA COUNTY COURT OF COMMON PLEAS

OFFICE OF THE MAGISTRATES

Full Disposition Count by Magistrate

REPORTING PERIOD: FROM 02/01/2010 TO 02/28/2010

DATE: 03/09/2010

TIME: 12:30 PM

PAGE: 1

CMSR413

MagID	Dispose Type	Tax Cert.	Tax Treas.	Total		
KCA	Bank	0	0	2	Decrees	507
	Def	0	0	11	Defaults	358
	Dism	0	0	14	Other	149
	Ref. Vacate	0	0	0	Court Trial	0
	Court Trial	0	0	0	Dismissals	411
	Other	0	0	3	Bankruptcy	52
	<u>MAG'S TOTAL</u>	0	0	<u>30</u>	Ref. Vacated	0
GDB	Bank	0	0	5	Grand Total	970
	Def	0	0	29		
	Dism	0	0	26		
	Ref. Vacate	0	0	0		
	Court Trial	0	0	0		
	Other	0	0	3		
	<u>MAG'S TOTAL</u>	0	0	<u>63</u>		
SMB	Bank	0	0	2		
	Def	0	0	16		
	Dism	0	0	16		
	Ref. Vacate	0	0	0		
	Court Trial	0	0	0		
	Other	0	0	2		
	<u>MAG'S TOTAL</u>	0	0	<u>36</u>		
ARC	Bank	0	0	3		
	Def	0	0	20		
	Dism	0	0	31		
	Ref. Vacate	0	0	0		
	Court Trial	0	0	0		
	Other	0	0	8		
	<u>MAG'S TOTAL</u>	0	0	<u>62</u>		
JTD	Bank	0	0	1		
	Def	1	0	58		
	Dism	2	2	31		
	Ref. Vacate	0	0	0		
	Court Trial	0	0	0		
	Other	0	3	11		
	<u>MAG'S TOTAL</u>	3	5	<u>101</u>		
TMG	Bank	0	0	2		
	Def	0	0	18		
	Dism	0	0	37		
	Ref. Vacate	0	0	0		
	Court Trial	0	0	0		
	Other	0	0	5		
	<u>MAG'S TOTAL</u>	0	0	<u>62</u>		
TG	Bank	0	0	8		
	Def	0	0	13		
	Dism	0	0	17		
	Ref. Vacate	0	0	0		
	Court Trial	0	0	0		
	Other	0	0	5		
	<u>MAG'S TOTAL</u>	0	0	<u>43</u>		
KH	Bank	0	0	5		
	Def	0	0	41		
	Dism	0	0	37		
	Ref. Vacate	0	0	0		
	Court Trial	0	0	0		
	Other	0	0	5		
	<u>MAG'S TOTAL</u>	0	0	<u>88</u>		

DATE: 03/09/2010
TIME: 12:30 PM

CUYAHOGA COUNTY COURT OF COMMON PLEAS
OFFICE OF THE MAGISTRATES
Full Disposition Count by Magistrate
REPORTING PERIOD: FROM 02/01/2010 TO 02/28/2010

PAGE: 2
CMSR413

MagID	Dispose Type	Tax Cert.	Tax Treas.	Total
<hr/>				
<u>MAG'S TOTAL</u>		0	0	<u>88</u>
<hr/>				
JLJ	Bank	0	0	5
	Def	0	0	42
	Dism	0	0	30
	Ref. Vacate	0	0	0
	Court Trial	0	0	0
	Other	0	0	5
<u>MAG'S TOTAL</u>		0	0	<u>82</u>
<hr/>				
MK	Bank	0	0	7
	Def	0	0	47
	Dism	0	0	26
	Ref. Vacate	0	0	0
	Court Trial	0	0	0
	Other	0	0	5
<u>MAG'S TOTAL</u>		0	0	<u>85</u>
<hr/>				
PL	Bank	1	0	1
	Def	1	1	2
	Dism	9	7	16
	Ref. Vacate	0	0	0
	Court Trial	0	0	0
	Other	1	57	58
<u>MAG'S TOTAL</u>		12	65	<u>77</u>
<hr/>				
CEO	Bank	0	0	1
	Def	0	0	28
	Dism	0	0	41
	Ref. Vacate	0	0	0
	Court Trial	0	0	0
	Other	0	0	4
<u>MAG'S TOTAL</u>		0	0	<u>74</u>
<hr/>				
TJV	Bank	0	0	6
	Def	0	0	27
	Dism	1	0	35
	Ref. Vacate	0	0	0
	Court Trial	0	0	0
	Other	0	1	6
<u>MAG'S TOTAL</u>		1	1	<u>74</u>
<hr/>				
CW	Bank	1	3	4
	Def	6	0	6
	Dism	35	18	54
	Ref. Vacate	0	0	0
	Court Trial	0	0	0
	Other	0	29	29
<u>MAG'S TOTAL</u>		42	50	<u>93</u>

CUYAHOGA COUNTY COURT OF COMMON PLEAS

DATE: 03/09/2010
 TIME: 12:30 PM

OFFICE OF THE MAGISTRATES
 MAGISTRATE'S MONTHLY REF/REIN CASES
 FROM 02/01/2010 TO 02/28/2010

CMSR418

MAGISTRATE	NEW REFERRALS				REINSTATED			
	Tax Treas.	Tax Cert.	Non-Tax	Total	Tax Treas.	Tax Cert.	Non-Tax	Total
<u>AUGUSTYN/KEVIN/C</u>	0	0	50	50	0	0	3	3
<u>BAKER/GAIL/D</u>	0	0	81	81	0	0	6	6
<u>BUCHA/STEPHEN/M</u>	0	0	56	56	0	0	2	2
<u>CUTHBERT/AMY/R</u>	0	0	83	83	0	0	2	2
<u>DYKE/JOHN/T</u>	3	0	73	76	0	0	3	3
<u>GAUNTNER/TIMOTHY/M</u>	0	0	94	94	0	0	7	7
<u>GONZALEZ/TRACEY/</u>	0	0	79	79	0	0	7	7
<u>HIPPLEY/KEVIN/</u>	0	0	87	87	0	0	3	3
<u>JACKSON/JIM/L</u>	0	0	83	83	0	0	9	9
<u>KLEIN/MONICA/</u>	0	0	77	77	0	0	4	4
<u>LUCAS/PAUL/</u>	40	0	0	40	0	0	0	0
<u>OLSZTYN/CHRISTOPHER/E</u>	0	0	77	77	0	0	3	3
<u>VOZAR/THOMAS/J</u>	4	0	60	64	0	0	6	6
<u>WEISS/CAROL/</u>	41	2	0	43	1	1	0	2
<u>TOTAL</u>	88	2	900	990	1	1	55	57
<u>COMBINED TOTAL</u>	1047							

CUYAHOGA COUNTY COURT OF COMMON PLEAS

OFFICE OF THE MAGISTRATES

MAG MONTHLY HEARING TOTALS

Reporting Period: February 2010

DATE: 03/09/2010

TIME: 12:30 PM

PAGE: 1

CMSR3146

Monthly Hearing Total 1,039

AUGUSTYN
 Default Hearings 34
 Tax Hearings 0
 Pretrials 13

 TOTAL: 47

BAKER
 Default Hearings 74
 Tax Hearings 0
 Pretrials 10

 TOTAL: 84

BUCHA
 Default Hearings 25
 Tax Hearings 0
 Pretrials 22

 TOTAL: 47

CUTHBERT
 Default Hearings 80
 Tax Hearings 0
 Pretrials 17

 TOTAL: 97

DYKE
 Default Hearings 26
 Tax Hearings 0
 Pretrials 6

 TOTAL: 32

GAUNTNER
 Default Hearings 49
 Tax Hearings 0
 Pretrials 12

 TOTAL: 61

GONZALEZ
 Default Hearings 69
 Tax Hearings 0
 Pretrials 4

 TOTAL: 73

HIPPLEY
 Default Hearings 70
 Tax Hearings 0
 Pretrials 8

 TOTAL: 78

JACKSON
 Default Hearings 82
 Tax Hearings 0
 Pretrials 15

 TOTAL: 97

KLEIN
 Default Hearings 77
 Tax Hearings 0
 Pretrials 3

CUYAHOGA COUNTY COURT OF COMMON PLEAS

OFFICE OF THE MAGISTRATES

MAG MONTHLY HEARING TOTALS

Reporting Period: February 2010

DATE: 03/09/2010

TIME: 12:30 PM

PAGE: 2

CMSR3146

TOTAL:	80
LUCAS	
Default Hearings	0
Tax Hearings	59
Pretrials	44
<hr/>	
TOTAL:	103
OLSZTYN	
Default Hearings	52
Tax Hearings	0
Pretrials	14
<hr/>	
TOTAL:	66
VOZAR	
Default Hearings	78
Tax Hearings	2
Pretrials	8
<hr/>	
TOTAL:	88
WEISS	
Default Hearings	7
Tax Hearings	74
Pretrials	5
<hr/>	
TOTAL:	86

CUYAHOGA COUNTY COURT OF COMMON PLEAS

DATE: 03/09/2010
 TIME: 12:31 PM

Office of the Magistrates
 Magistrate's Monthly Case Load
 MONTH: FEBRUARY 2010

PAGE: 1
 CMSR3147

Magistrate Name	Non Tax Total	Tax Cert.	Tax Treas.	Total Tax	Total Cases
AUGUSTYN	280	0	0	0	280
BAKER	580	1	0	1	581
BUCHA	399	1	0	1	400
CUTHBERT	641	0	0	0	641
DYKE	447	18	45	63	510
GAUNTNER	522	0	0	0	522
GONZALEZ	580	0	0	0	580
HIPPLEY	737	2	0	2	739
JACKSON	640	0	0	0	640
KLEIN	648	0	0	0	648
LUCAS	9	484	849	1333	1342
OLSZTYN	528	0	0	0	528
VOZAR	612	29	46	75	687
WEISS	1	423	768	1191	1192
Non Tax Total:	6624	Cert.Tax Total: 958	Tax Treas. Total: 1708	Total Tax: 2666	Total Cases: 9290

CUYAHOGA COUNTY COMMON PLEAS COURT

Report CMSR1062 - Judicial Foreclosure Statistics by Judge

Report CMSR1062 provides a list of judicial foreclosure case activity for each Judge. The report identifies how many cases were pending at the beginning of the period. The new cases filed and cases that were transferred in or reactivated are added to the number pending at the beginning of the period. It then shows the type and number of terminations for the period. The total terminations are subtracted from the total pending which provides the pending at the end of the period.

CUYAHOGA COUNTY COURT OF COMMON PLEAS

DATE: 03/09/2010
TIME: 01:39 PM

Foreclosure Statistics by Judge
Reporting Period: February 2010

PAGE: 1
CMSR1062

Judge

AMBROSE, DICK							
	Pending at Beg of Period		New Cases Filed		Cases Transferred In / Reactivated		Total
	274		27		2		303
Terminations							
	Bankruptcy	Default	RefVacated	Court Trial	Dismiss	Other	Total
	1	12	0	0	23	7	43
	Total Pending at End of Period						260
BURNSIDE, JANET R							
	Pending at Beg of Period		New Cases Filed		Cases Transferred In / Reactivated		Total
	306		40		4		350
Terminations							
	Bankruptcy	Default	RefVacated	Court Trial	Dismiss	Other	Total
	1	3	0	0	13	9	26
	Total Pending at End of Period						324
CALABRESE, DEENA R							
	Pending at Beg of Period		New Cases Filed		Cases Transferred In / Reactivated		Total
	331		28		5		364
Terminations							
	Bankruptcy	Default	RefVacated	Court Trial	Dismiss	Other	Total
	3	22	0	0	13	3	41
	Total Pending at End of Period						323
CORRIGAN, BRIAN J							
	Pending at Beg of Period		New Cases Filed		Cases Transferred In / Reactivated		Total
	168		33		5		206
Terminations							
	Bankruptcy	Default	RefVacated	Court Trial	Dismiss	Other	Total
	2	8	0	0	5	11	26
	Total Pending at End of Period						180
CORRIGAN, PETER J							
	Pending at Beg of Period		New Cases Filed		Cases Transferred In / Reactivated		Total
	267		35		7		309
Terminations							
	Bankruptcy	Default	RefVacated	Court Trial	Dismiss	Other	Total
	0	11	0	0	13	4	28
	Total Pending at End of Period						281
DONNELLY, MICHAEL P							
	Pending at Beg of Period		New Cases Filed		Cases Transferred In / Reactivated		Total
	323		39		1		363
Terminations							
	Bankruptcy	Default	RefVacated	Court Trial	Dismiss	Other	Total
	2	6	0	0	17	8	33
	Total Pending at End of Period						330
FRIEDLAND, CAROLYN B							
	Pending at Beg of Period		New Cases Filed		Cases Transferred In / Reactivated		Total
	264		31		5		300
Terminations							
	Bankruptcy	Default	RefVacated	Court Trial	Dismiss	Other	Total
	0	18	0	0	9	15	42
	Total Pending at End of Period						258
FRIEDMAN, STUART A							

CUYAHOGA COUNTY COURT OF COMMON PLEAS

DATE: 03/09/2010
TIME: 01:39 PM

Foreclosure Statistics by Judge
Reporting Period: February 2010

PAGE: 2
CMSR1062

Judge							
	Pending at Beg of Period		New Cases Filed	Cases Transferred In / Reactivated			Total
	330		36	4			370
Terminations	Bankruptcy	Default	RefVacated	Court Trial	Dismiss	Other	Total
	1	15	0	0	14	3	33
Total Pending at End of Period							337
FUERST, NANCY A							
	Pending at Beg of Period		New Cases Filed	Cases Transferred In / Reactivated			Total
	288		19	5			312
Terminations	Bankruptcy	Default	RefVacated	Court Trial	Dismiss	Other	Total
	2	13	0	0	17	9	41
Total Pending at End of Period							271
GALLAGHER, EILEEN A							
	Pending at Beg of Period		New Cases Filed	Cases Transferred In / Reactivated			Total
	144		25	3			172
Terminations	Bankruptcy	Default	RefVacated	Court Trial	Dismiss	Other	Total
	1	2	0	0	7	7	17
Total Pending at End of Period							155
GALLAGHER, EILEEN T							
	Pending at Beg of Period		New Cases Filed	Cases Transferred In / Reactivated			Total
	267		37	5			309
Terminations	Bankruptcy	Default	RefVacated	Court Trial	Dismiss	Other	Total
	1	9	0	0	14	5	29
Total Pending at End of Period							280
GALLAGHER, HOLLIE L							
	Pending at Beg of Period		New Cases Filed	Cases Transferred In / Reactivated			Total
	232		32	7			271
Terminations	Bankruptcy	Default	RefVacated	Court Trial	Dismiss	Other	Total
	0	6	0	0	16	6	28
Total Pending at End of Period							243
GAUL, DANIEL							
	Pending at Beg of Period		New Cases Filed	Cases Transferred In / Reactivated			Total
	330		32	2			364
Terminations	Bankruptcy	Default	RefVacated	Court Trial	Dismiss	Other	Total
	3	7	0	0	14	7	31
Total Pending at End of Period							333
MASON, LANCE T							
	Pending at Beg of Period		New Cases Filed	Cases Transferred In / Reactivated			Total
	288		29	5			322
Terminations	Bankruptcy	Default	RefVacated	Court Trial	Dismiss	Other	Total
	2	13	0	0	12	10	37
Total Pending at End of Period							285

MATIA, DAVID T

CUYAHOGA COUNTY COURT OF COMMON PLEAS

DATE: 03/09/2010
TIME: 01:39 PM

Foreclosure Statistics by Judge
Reporting Period: February 2010

PAGE: 3
CMSR1062

Judge

Pending at Beg of Period		New Cases Filed		Cases Transferred In / Reactivated			Total
292		34		5			331
Terminations	Bankruptcy	Default	RefVacated	Court Trial	Dismiss	Other	Total
	4	8	0	0	11	5	28
Total Pending at End of Period							303
MCCAFFERTY, BRIDGET M							
Pending at Beg of Period		New Cases Filed		Cases Transferred In / Reactivated			Total
258		26		1			285
Terminations	Bankruptcy	Default	RefVacated	Court Trial	Dismiss	Other	Total
	1	12	0	0	5	3	21
Total Pending at End of Period							264
MCCORMICK, TIMOTHY							
Pending at Beg of Period		New Cases Filed		Cases Transferred In / Reactivated			Total
262		39		5			306
Terminations	Bankruptcy	Default	RefVacated	Court Trial	Dismiss	Other	Total
	1	9	0	0	10	7	27
Total Pending at End of Period							279
MCDONNELL, NANCY R							
Pending at Beg of Period		New Cases Filed		Cases Transferred In / Reactivated			Total
181		37		1			219
Terminations	Bankruptcy	Default	RefVacated	Court Trial	Dismiss	Other	Total
	1	3	0	0	10	4	18
Total Pending at End of Period							201
MCGINTY, TIMOTHY J							
Pending at Beg of Period		New Cases Filed		Cases Transferred In / Reactivated			Total
295		25		3			323
Terminations	Bankruptcy	Default	RefVacated	Court Trial	Dismiss	Other	Total
	1	7	0	0	7	2	17
Total Pending at End of Period							306
MCMONAGLE, RICHARD J							
Pending at Beg of Period		New Cases Filed		Cases Transferred In / Reactivated			Total
272		27		2			301
Terminations	Bankruptcy	Default	RefVacated	Court Trial	Dismiss	Other	Total
	2	10	0	0	12	5	29
Total Pending at End of Period							272
MCMONAGLE, TIMOTHY E							
Pending at Beg of Period		New Cases Filed		Cases Transferred In / Reactivated			Total
304		25		6			335
Terminations	Bankruptcy	Default	RefVacated	Court Trial	Dismiss	Other	Total
	3	1	0	0	13	6	23
Total Pending at End of Period							312

O'DONNELL, JOHN P

CUYAHOGA COUNTY COURT OF COMMON PLEAS

DATE: 03/09/2010
TIME: 01:39 PM

Foreclosure Statistics by Judge
Reporting Period: February 2010

PAGE: 4
CMSR1062

Judge

Pending at Beg of Period		New Cases Filed		Cases Transferred In / Reactivated			Total
254		23		3			280
Terminations	Bankruptcy	Default	RefVacated	Court Trial	Dismiss	Other	Total
	2	8	0	0	10	4	24
Total Pending at End of Period							256
<hr/>							
Pending at Beg of Period		New Cases Filed		Cases Transferred In / Reactivated			Total
266		34		8			308
Terminations	Bankruptcy	Default	RefVacated	Court Trial	Dismiss	Other	Total
	0	6	0	0	12	8	26
Total Pending at End of Period							282
<hr/>							
Pending at Beg of Period		New Cases Filed		Cases Transferred In / Reactivated			Total
288		36		1			325
Terminations	Bankruptcy	Default	RefVacated	Court Trial	Dismiss	Other	Total
	1	10	0	0	13	6	30
Total Pending at End of Period							295
<hr/>							
Pending at Beg of Period		New Cases Filed		Cases Transferred In / Reactivated			Total
299		27		5			331
Terminations	Bankruptcy	Default	RefVacated	Court Trial	Dismiss	Other	Total
	2	7	0	0	12	13	34
Total Pending at End of Period							297
<hr/>							
Pending at Beg of Period		New Cases Filed		Cases Transferred In / Reactivated			Total
185		29		3			217
Terminations	Bankruptcy	Default	RefVacated	Court Trial	Dismiss	Other	Total
	1	17	0	0	15	5	38
Total Pending at End of Period							179
<hr/>							
Pending at Beg of Period		New Cases Filed		Cases Transferred In / Reactivated			Total
300		29		4			333
Terminations	Bankruptcy	Default	RefVacated	Court Trial	Dismiss	Other	Total
	0	10	0	0	16	4	30
Total Pending at End of Period							303
<hr/>							
Pending at Beg of Period		New Cases Filed		Cases Transferred In / Reactivated			Total
301		29		4			334
Terminations	Bankruptcy	Default	RefVacated	Court Trial	Dismiss	Other	Total
	3	15	0	0	10	5	33
Total Pending at End of Period							301

SUSTER, RONALD

CUYAHOGA COUNTY COURT OF COMMON PLEAS

DATE: 03/09/2010
TIME: 01:39 PM

Foreclosure Statistics by Judge
Reporting Period: February 2010

PAGE: 5
CMSR1062

Judge

Pending at Beg of Period		New Cases Filed		Cases Transferred In / Reactivated			Total
306		38		3			347
Terminations	Bankruptcy	Default	RefVacated	Court Trial	Dismiss	Other	Total
	3	5	0	0	9	10	27
Total Pending at End of Period							320
SUTULA, JOHN D							
Pending at Beg of Period		New Cases Filed		Cases Transferred In / Reactivated			Total
344		30		6			380
Terminations	Bankruptcy	Default	RefVacated	Court Trial	Dismiss	Other	Total
	2	24	0	0	9	6	41
Total Pending at End of Period							339
SUTULA, KATHLEEN ANN							
Pending at Beg of Period		New Cases Filed		Cases Transferred In / Reactivated			Total
267		38		2			307
Terminations	Bankruptcy	Default	RefVacated	Court Trial	Dismiss	Other	Total
	0	23	0	0	9	10	42
Total Pending at End of Period							265
SYNENBERG, JOAN							
Pending at Beg of Period		New Cases Filed		Cases Transferred In / Reactivated			Total
305		32		6			343
Terminations	Bankruptcy	Default	RefVacated	Court Trial	Dismiss	Other	Total
	3	13	0	0	9	4	29
Total Pending at End of Period							314
TERRY, STEVEN J							
Pending at Beg of Period		New Cases Filed		Cases Transferred In / Reactivated			Total
294		36		5			335
Terminations	Bankruptcy	Default	RefVacated	Court Trial	Dismiss	Other	Total
	1	8	0	0	20	6	35
Total Pending at End of Period							300
VILLANUEVA, JOSE' A							
Pending at Beg of Period		New Cases Filed		Cases Transferred In / Reactivated			Total
312		34		3			349
Terminations	Bankruptcy	Default	RefVacated	Court Trial	Dismiss	Other	Total
	2	17	0	0	12	7	38
Total Pending at End of Period							311

Monthly Summary

MONTHLY SUMMARY

February 2010

NAME	PEND	ASSIGNED		TRIALS						DISP	PENDING				+	-	
		CV	CR	TOT	JURY			COURT			CV	FR	CR	TOT			
					CV	CR	TOT	CV	CR								TOT
Dick Ambrose	720	87	40	127	0	2	2	0	0	0	132	300	260	155	715	+ 5	
Janet R. Burnside	777	86	47	133	0	1	1	1	0	1	114	317	327	152	796	- 19	
Deena R. Calabrese	814	84	23	107	0	0	0	0	0	0	93	346	323	159	828	- 14	
Brian J. Corrigan	536	91	42	133	0	0	0	0	2	2	80	264	179	146	589	- 53	
Peter J. Corrigan	697	89	30	119	1	2	3	0	0	0	89	305	302	120	727	- 30	
Michael P. Donnelly	747	84	52	136	0	0	0	0	0	0	124	314	340	105	759	- 12	
Carolyn B. Friedland	773	91	45	136	0	0	0	1	0	1	107	355	272	175	802	- 29	
Stuart A. Friedman	811	83	43	126	0	1	1	0	3	3	113	318	348	158	824	- 13	
Nancy A. Fuerst	685	45	11	56	0	0	0	0	0	0	117	274	271	79	624	+ 61	
Eileen A. Gallagher	374	86	38	124	1	0	1	0	0	0	64	204	154	76	434	- 60	
Eileen T. Gallagher	726	94	36	130	0	0	0	0	0	0	105	315	284	152	751	- 25	
Hollie L. Gallagher	674	89	23	112	1	0	1	1	0	1	133	319	245	89	653	+ 21	
Daniel Gaul	906	85	36	121	1	0	1	0	0	0	151	328	356	192	876	+ 30	
Lance T. Mason	763	92	44	136	0	1	1	0	2	2	123	337	296	143	776	- 13	
David T. Matia	719	88	37	125	0	0	0	0	0	0	98	311	303	132	746	- 27	
Bridget M. McCafferty	361	83	39	122	1	1	2	0	0	0	111	131	155	86	372	- 11	
Timothy McCormick	670	91	42	133	0	2	2	0	1	1	105	320	279	99	698	- 28	
Nancy R. McDonnell	460	81	31	112	0	0	0	0	0	0	67	212	209	84	505	- 45	
Timothy J. McGinty	620	88	40	128	0	3	3	0	0	0	99	260	306	83	649	- 29	
Richard J. McMonagle	801	84	24	108	0	0	0	0	0	0	109	413	280	107	800	+ 1	
Timothy E. McMonagle	736	86	42	128	1	1	2	0	0	0	100	331	312	121	764	- 28	
John P. O'Donnell	630	86	19	105	0	0	0	0	0	0	83	341	262	49	652	- 22	
John J. Russo	608	93	34	127	0	1	1	1	0	1	112	273	282	68	623	- 15	
Joseph D. Russo	773	85	42	127	1	0	1	0	1	1	117	309	295	179	783	- 10	
Michael J. Russo	687	87	37	124	0	0	0	1	0	1	117	291	299	104	694	- 7	
Nancy Margaret Russo	481	89	34	123	2	0	2	0	0	0	165	195	179	65	439	+ 42	
Shirley Strickland Saffold	776	88	40	128	2	3	5	0	0	0	129	304	303	168	775	+ 1	
Brendan J. Sheehan	561	92	54	146	2	5	7	1	0	1	138	253	185	131	569	- 8	
Ronald Suster	839	86	45	131	0	1	1	0	0	0	118	311	321	220	852	- 13	
John D. Sutula	909	90	44	134	0	2	2	1	1	2	150	362	338	193	893	+ 16	
Kathleen Ann Sutula	638	89	42	131	2	0	2	0	0	0	141	236	266	126	628	+ 10	
Joan Synenberg	758	85	44	129	0	1	1	0	0	0	135	322	314	116	752	+ 6	
Steven J. Terry	828	90	40	130	1	1	2	0	2	2	134	336	303	185	824	+ 4	
José A. Villanueva	760	88	40	128	1	0	1	0	2	2	149	323	335	81	739	+ 21	
TOTALS	23618	2935	1280	4215	17	28	45	7	14	21	3922	10130	9483	4298	23911	- 293	

Year to Date Summary

SUMMARY FOR THE COURT

January - February 2010

NAME	PEND	ASSIGNED			TRIALS						DISP	PENDING				+ -
		CV	CR	TOT	JURY			COURT				CV	FR	CR	TOT	
					CV	CR	TOT	CV	CR	TOT		CV	FR	CR	TOT	
Dick Ambrose	714	174	74	248	0	2	2	0	0	0	247	300	260	155	715	- 1
Janet R. Burnside	799	173	77	250	0	2	2	1	2	3	253	317	327	152	796	+ 3
Deena R. Calabrese	780	168	62	230	0	1	1	0	3	3	182	346	323	159	828	- 48
Brian J. Corrigan	489	175	75	250	1	0	1	0	2	2	150	264	179	146	589	- 100
Peter J. Corrigan	704	178	71	249	1	3	4	0	0	0	226	305	302	120	727	- 23
Michael P. Donnelly	750	170	77	247	0	2	2	0	0	0	238	314	340	105	759	- 9
Carolyn B. Friedland	765	175	92	267	0	0	0	2	0	2	230	355	272	175	802	- 37
Stuart A. Friedman	839	172	77	249	0	1	1	0	3	3	264	318	348	158	824	+ 15
Nancy A. Fuerst	735	93	36	129	0	1	1	1	0	1	240	274	271	79	624	+ 111
Eileen A. Gallagher	328	173	67	240	1	1	2	0	1	1	134	204	154	76	434	- 106
Eileen T. Gallagher	757	183	67	250	0	1	1	0	1	1	256	315	284	152	751	+ 6
Hollie L. Gallagher	681	175	57	232	1	1	2	1	1	2	260	319	245	89	653	+ 28
Daniel Gaul	940	170	65	235	1	2	3	0	0	0	299	328	356	192	876	+ 64
Lance T. Mason	813	173	80	253	1	3	4	0	3	3	290	337	296	143	776	+ 37
David T. Matia	744	175	72	247	0	0	0	0	1	1	245	311	303	132	746	- 2
Bridget M. McCafferty	386	170	68	238	1	2	3	0	0	0	252	131	155	86	372	+ 14
Timothy McCormick	670	185	66	251	0	2	2	0	3	3	223	320	279	99	698	- 28
Nancy R. McDonnell	417	160	55	215	1	0	1	0	0	0	127	212	209	84	505	- 88
Timothy J. McGinty	609	179	71	250	0	5	5	1	0	1	210	260	306	83	649	- 40
Richard J. McMonagle	782	168	52	220	0	0	0	0	0	0	202	413	280	107	800	- 18
Timothy E. McMonagle	742	175	80	255	1	1	2	0	5	5	233	331	312	121	764	- 22
John P. O'Donnell	638	169	38	207	0	0	0	0	1	1	193	341	262	49	652	- 14
John J. Russo	630	177	63	240	0	1	1	1	1	2	247	273	282	68	623	+ 7
Joseph D. Russo	772	171	70	241	1	0	1	0	2	2	230	309	295	179	783	- 11
Michael J. Russo	695	168	57	225	0	0	0	1	0	1	226	291	299	104	694	+ 1
Nancy Margaret Russo	487	175	68	243	2	0	2	0	1	1	291	195	179	65	439	+ 48
Shirley Strickland Saffold	774	173	90	263	2	7	9	0	0	0	262	304	303	168	775	- 1
Brendan J. Sheehan	624	177	87	264	2	9	11	1	0	1	319	253	185	131	569	+ 55
Ronald Suster	860	174	84	258	0	1	1	0	1	1	266	311	321	220	852	+ 8
John D. Sutula	892	177	88	265	0	3	3	1	1	2	264	362	338	193	893	- 1
Kathleen Ann Sutula	612	179	71	250	3	0	3	0	1	1	234	236	266	126	628	- 16
Joan Synenberg	787	170	76	246	0	1	1	0	1	1	281	322	314	116	752	+ 35
Steven J. Terry	843	181	76	257	1	1	2	0	4	4	276	336	303	185	824	+ 19
José A. Villanueva	792	173	68	241	2	3	5	0	4	4	294	323	335	81	739	+ 53
TOTALS	23850	5828	2377	8205	22	56	78	10	42	52	8144	10130	9483	4298	23911	- 61