



***Statistics Report
February 2019***

***John J. Russo
Administrative and Presiding Judge***

TABLE OF CONTENTS

Criminal Statistics

Newly Filed, Re-Activated and Transferred in Cases _____	4
Yearly Criminal Terminations _____	5
Pending Criminal Cases End of Period _____	6
Clearance Rate _____	7
Arrest to Disposition Timeline _____	8
Average Arrest to Disposition Timeline (Jail Cases) _____	9
Average Arrest to Disposition Timeline (Non-Jail Cases) _____	10
Average Arrest to Disposition Timeline (Jail and Non-Jail Cases) _____	11
Yearly Average Arrest to Disposition Timeline _____	12
Indictments and Informations Filed With the Clerk of Courts _____	13
Bail Case Arraignment Activity _____	14
Overall Arraignment Statistics _____	15

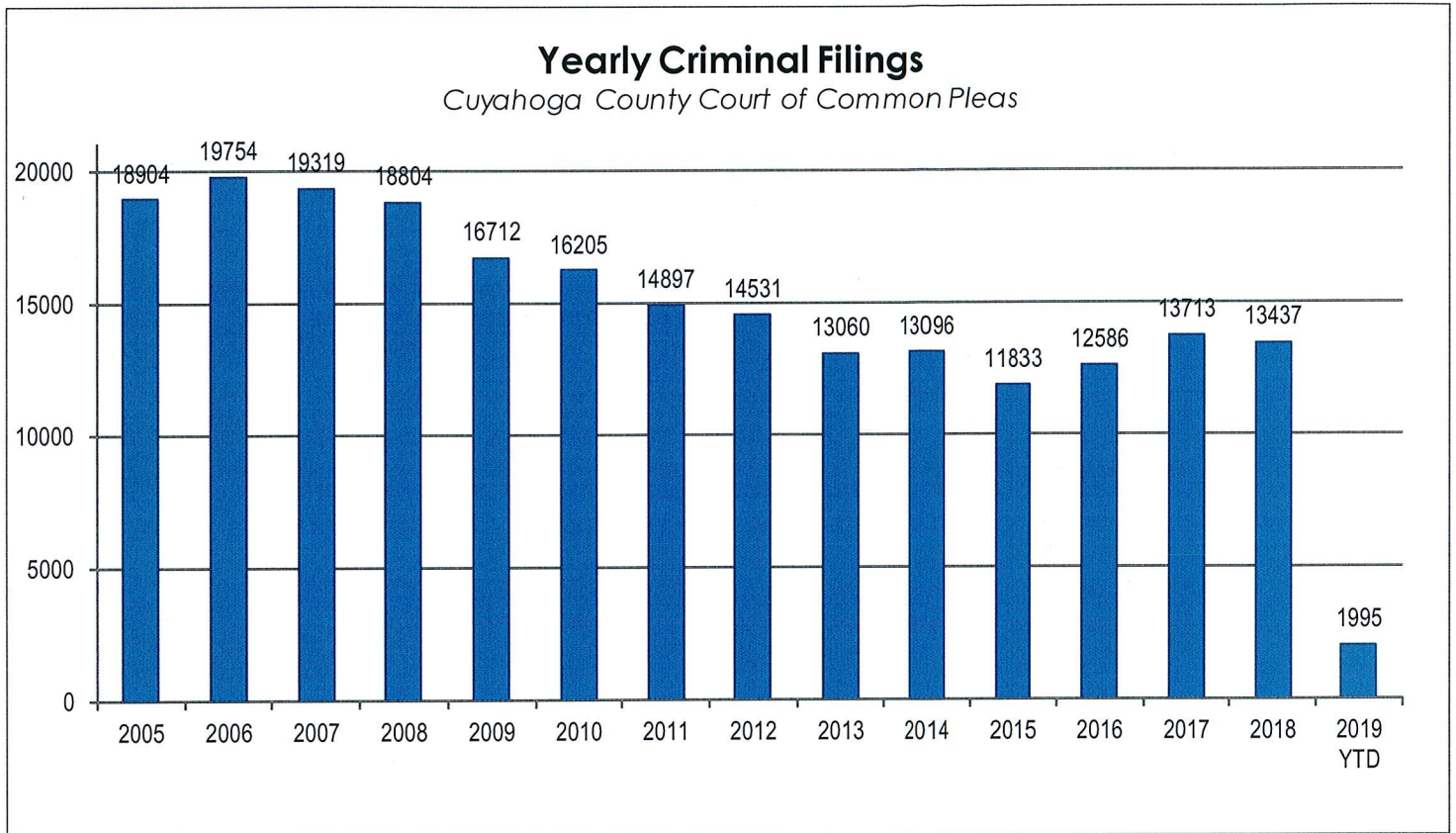
Foreclosure Statistics

Total Pending Judicial Foreclosure Cases Referred to Magistrates _____	17
Total Pending Tax Lien & Certificate Cases Referred to Magistrates _____	18
Percentage of Pending Judicial Foreclosure Cases By Filing Year _____	19
Judicial Foreclosure Clearance Rate Year 2019 _____	20
Avg. Number of Days to Disp. (Excl. Bank. Stays & Tax Lien & Tax Cert.) _____	21
Avg. Number of Days to Disp. (Excl. Bank. Stays & Incl. Tax Lien & Tax Cert.) _____	22
Total New Judicial Foreclosure Filings _____	23
New Marsh of Lien/Quiet Title/Partition Case Filings for Years 2005 – 2019 YTD _____	24
New Marsh of Lien/Quiet Title/Partition Case Filings by month for 2019 YTD _____	24
New Tax Lien & Certificate Filings for Years 2005 – 2019 YTD _____	25
New Tax Lien & Certificate Filings by Month for Year 2019 YTD _____	25
Total New Judicial Foreclosure Filings Years 2005 – 2019 YTD _____	26
Total New Judicial Foreclosure Filings by Month for Year 2019 YTD _____	26
Magistrate’s Monthly Reports _____	27
Report CMSR1062 - Judicial Foreclosure Statistics by Judge _____	35
Monthly Summary _____	41
Year to Date Summary _____	43
Corrections/Adjustments _____	45

Criminal Case Statistics

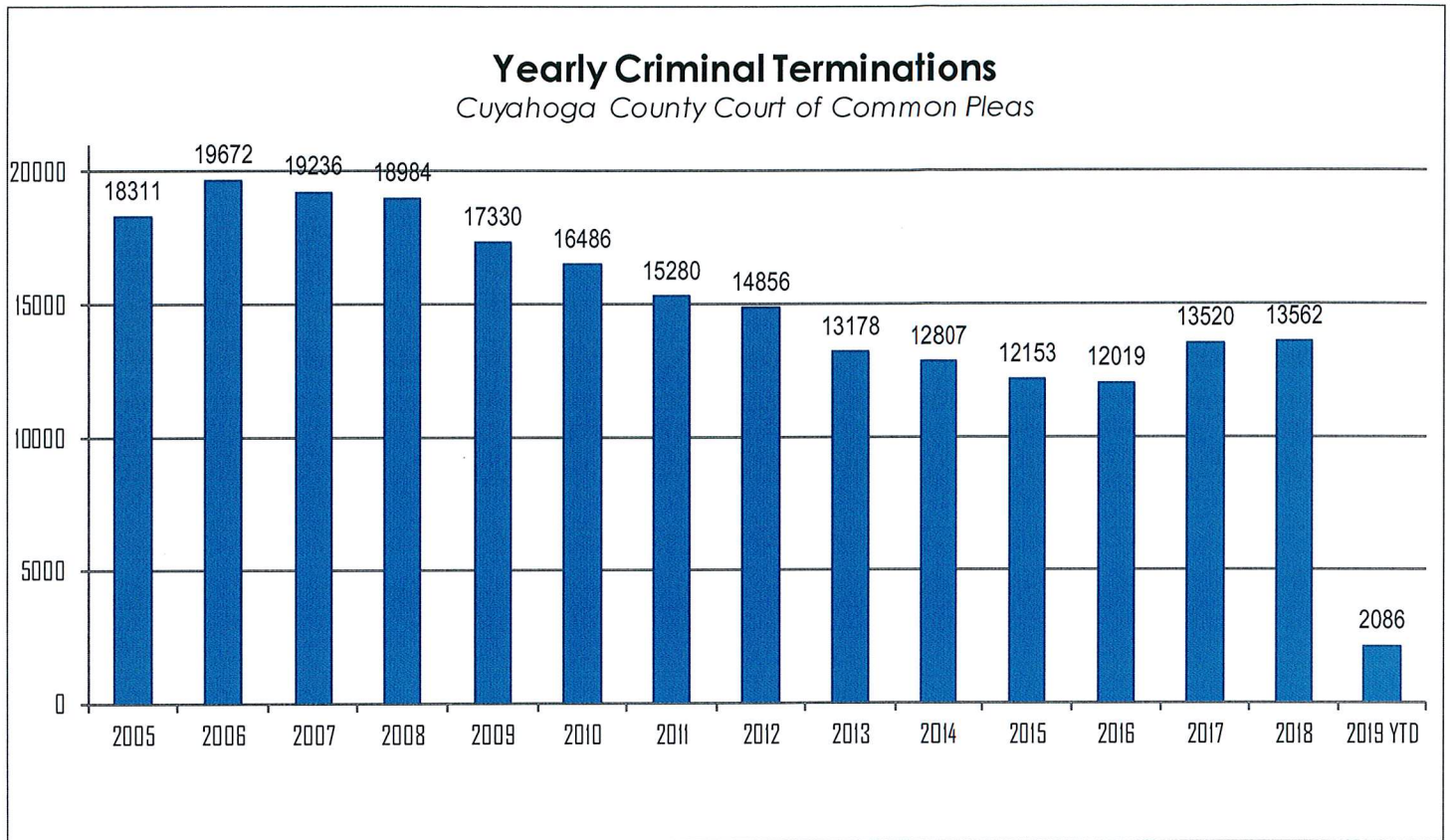
Newly Filed, Re-Activated and Transferred in Cases

The following chart is a representation of all filed cases in Cuyahoga County Court of Common Pleas from 2005 – February 2019. Newly filed cases are defined as having been arraigned and assigned to a Judge. Re-activated cases are defined as cases where a defendant was unavailable for trial and has now become ready to proceed. Transferred cases are defined as cases moved from one judge's docket to another. This could be due to re-assignment to a Mental Health Judge or after additional information indicates that by Court rule, the case should have been assigned to another Judge.



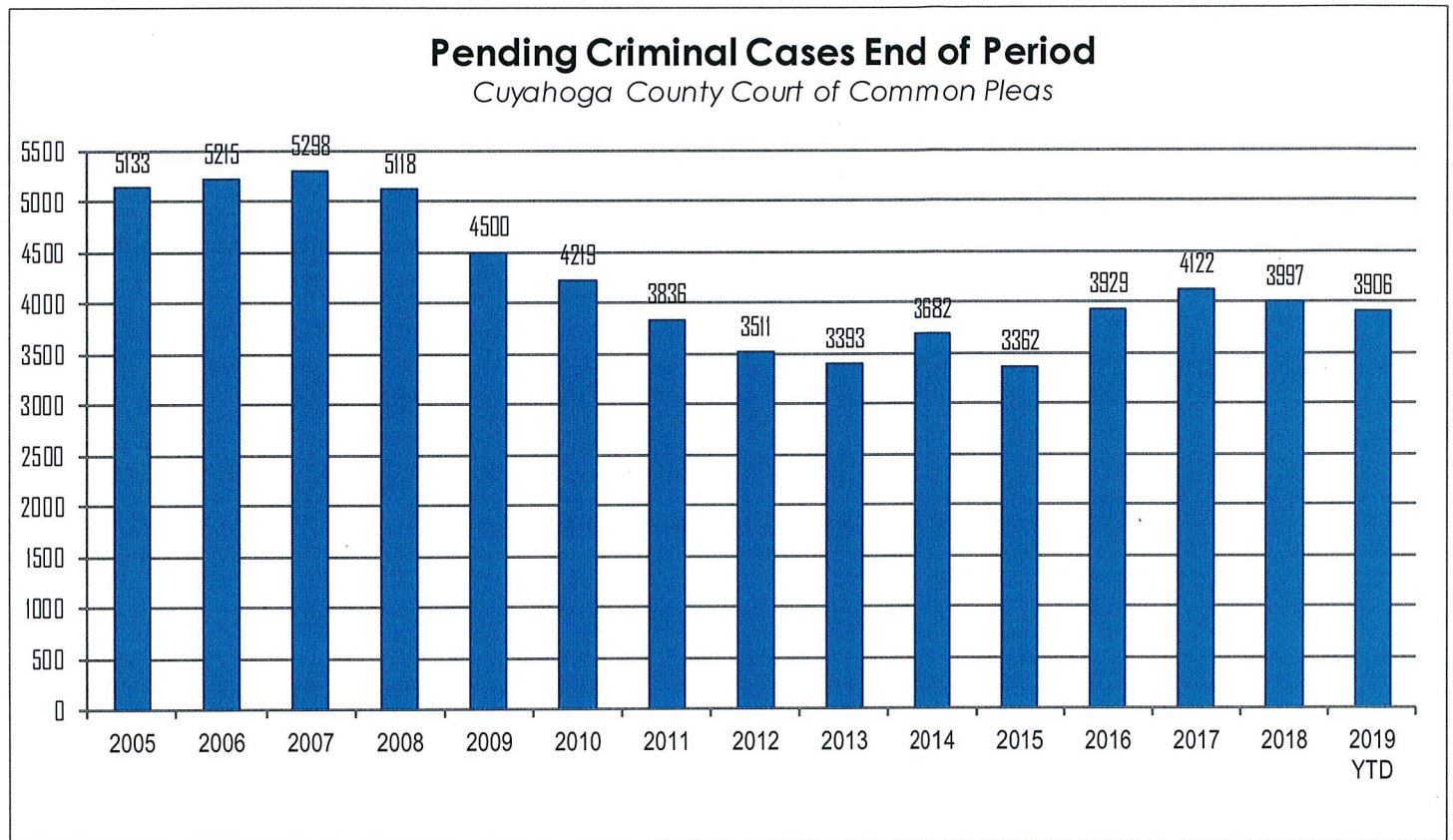
Yearly Criminal Terminations

The following chart represents cases that have been terminated by the court from 2005 – February 2019. These cases have been terminated either by trial; plea, dismissal or a defendant is unavailable for trial or sentencing.



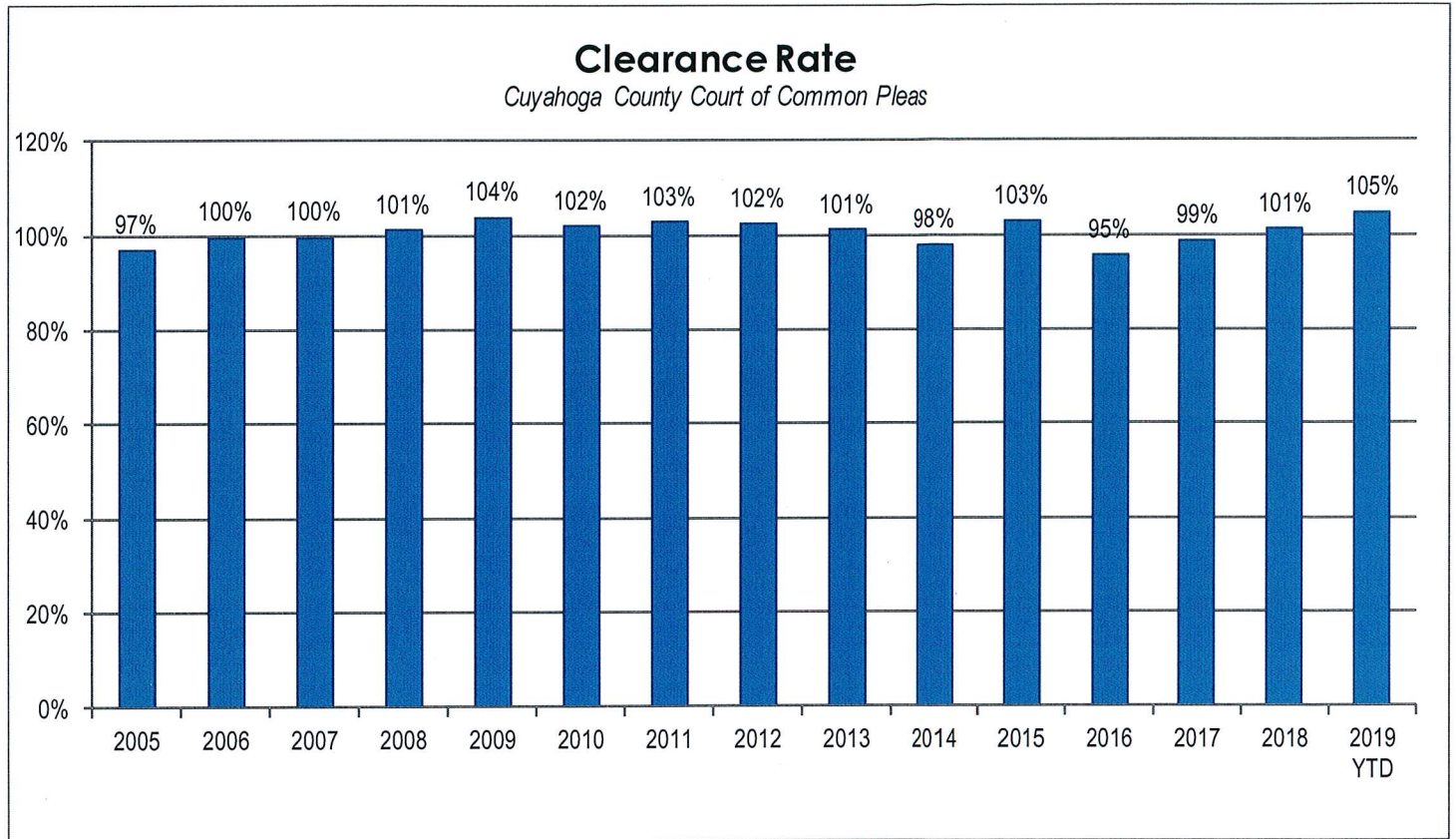
Pending Criminal Cases End of Period

The following chart represents the total number of cases pending at the end of the reporting period from 2005 – February 2019. Pending criminal cases at the end of the period is determined by adding the total number of pending cases at the beginning of the reporting period, and all newly filed, re-activated and transferred in cases. The total number of cases terminated in the period is subtracted from the sum total pending at the beginning of the period to give the value pending at the end of the period.



Clearance Rate

The Clearance Rate is the total number of outgoing cases as a percentage of the number of incoming cases. Clearance rate measures whether the court is keeping up with its incoming caseload. If cases are not disposed in a timely manner, a backlog of cases awaiting disposition will grow. A Clearance Rate of 100% indicates that at least as many cases have been filed, reopened, or reactivated in a period have been disposed.



Arrest to Disposition Timeline

Arrest to disposition timeline is a method to measure how felony cases flow through the Cuyahoga County Criminal Justice System. By capturing how long a case takes to move from stage to stage, we can examine where problems may exist and where potential improvements in case processing can be made.

The source data was extracted from the Cuyahoga County Court of Common Pleas Case Management System. The overall population of sample data was based on cases terminated in a given month excluding cases that have gone through diversion programs. A case is defined as a defendant and all charges involved in a single incident. The period for the extracted data is from February 2019.

The stages examined were:

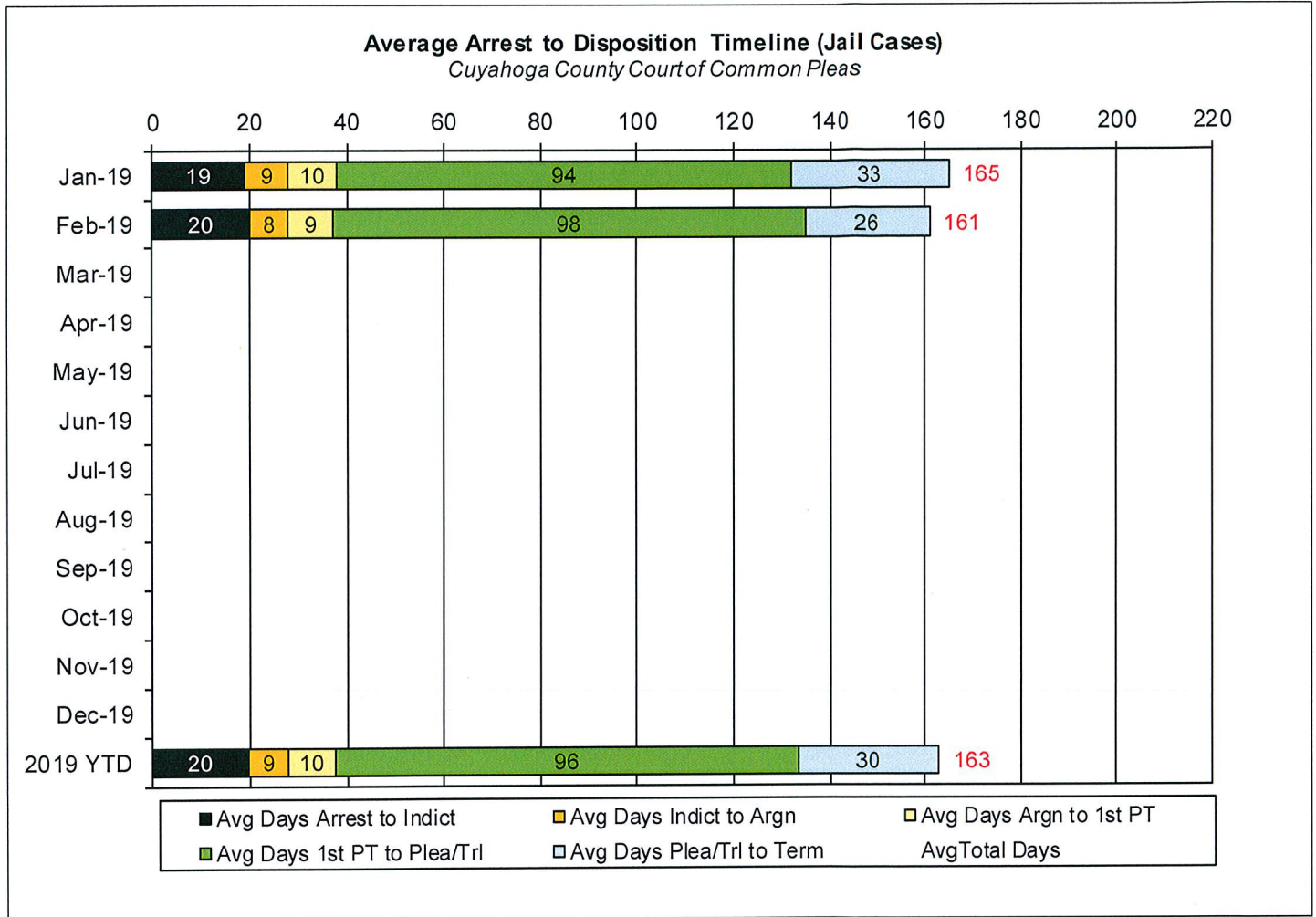
Arrest to Indictment
Indictment to Arraignment
Arraignment to 1st Pre-Trial
1st Pre-Trial to Plea/Trial
Plea/Trial to Termination

Due to the fact that each case may or may not have all of the stage date elements, a method to arrive at stage averages was applied. For a case to be included in the average for a stage there would need to be both dates for the given stage. A case would be included in the Arrest to Indictment stage if both arrest date and indictment date were available. This method was applied to each of the five stages. Next we calculated the total number of cases that met the date criteria for each of the ranges and also the total number of days between each date. To arrive at an average, the total number of days for each case in each range was calculated and divided by the total number of cases that met the date criteria. If a case had a time period or periods where the defendant was capiased or referred to the Psych Clinic, that amount of time was subtracted from the appropriate range. For re-indicted cases, the original arrest date is used.

The following three charts are for Jail, Non-Jail and combined Jail and Non-Jail cases. Jail and Non-Jail cases are defined by the posting of bond prior to plea or trial.

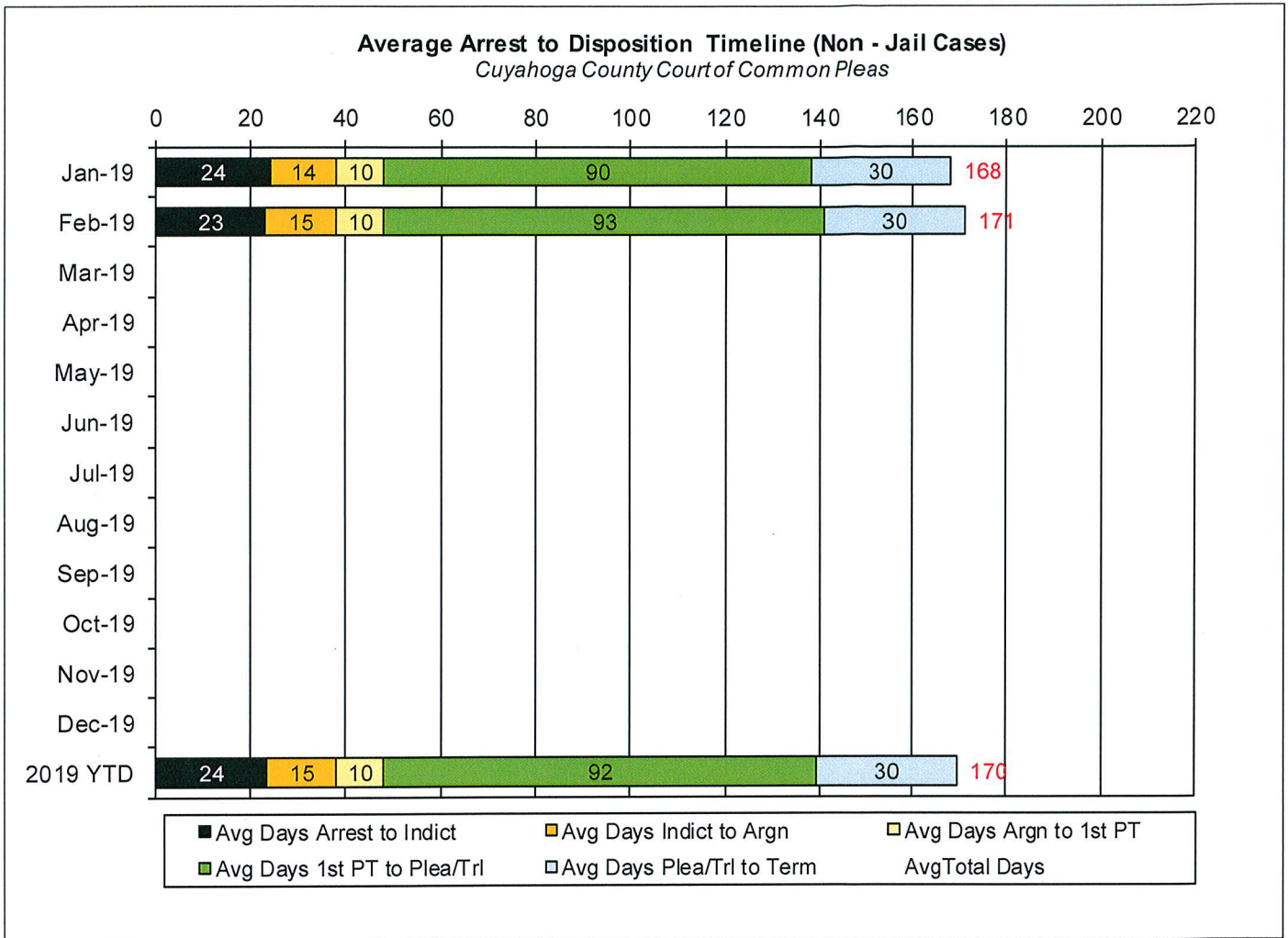
CUYAHOGA COUNTY COMMON PLEAS COURT

Average Arrest to Disposition Timeline (Jail Cases)



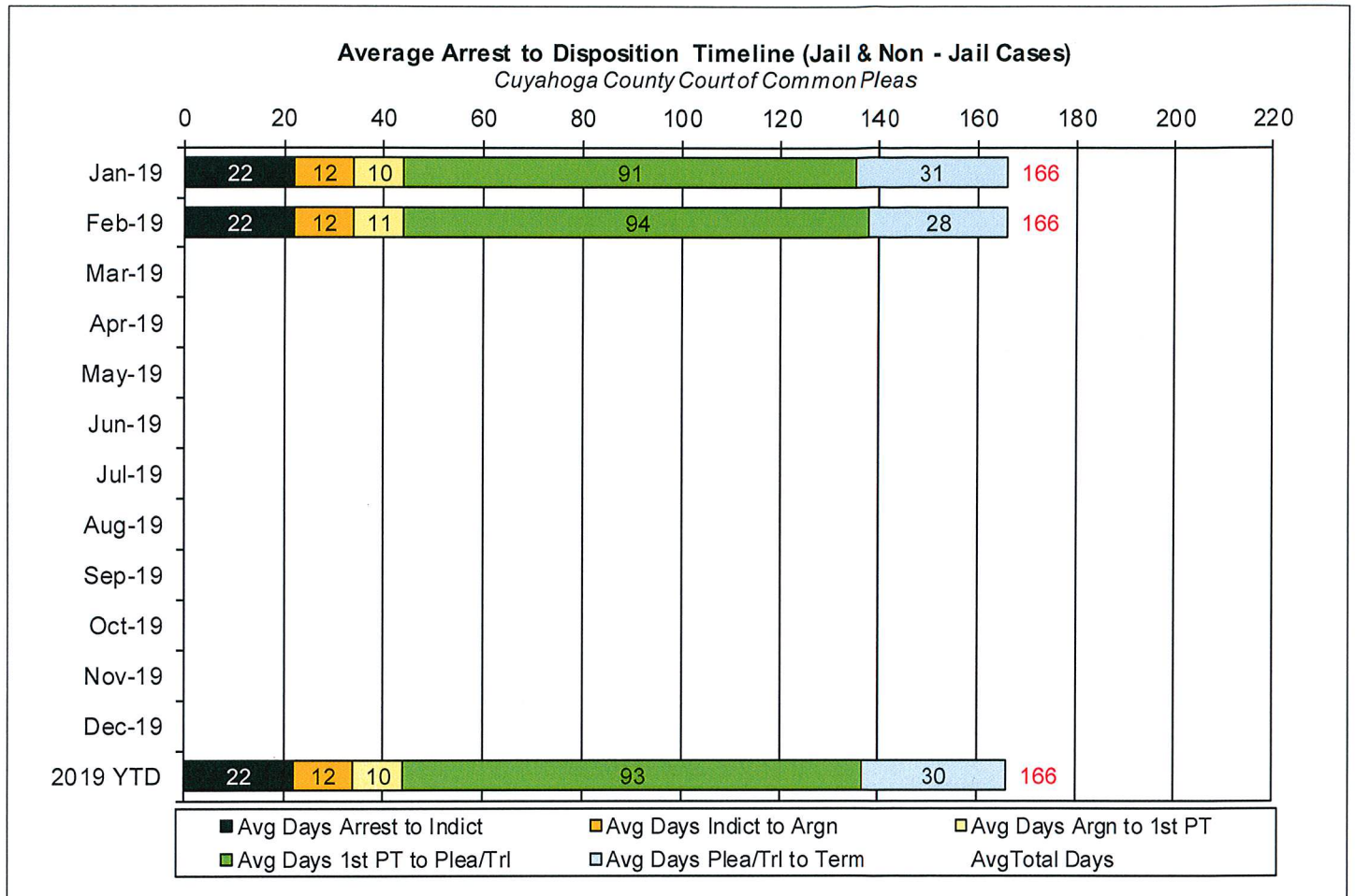
CUYAHOGA COUNTY COMMON PLEAS COURT

Average Arrest to Disposition Timeline (Non-Jail Cases)



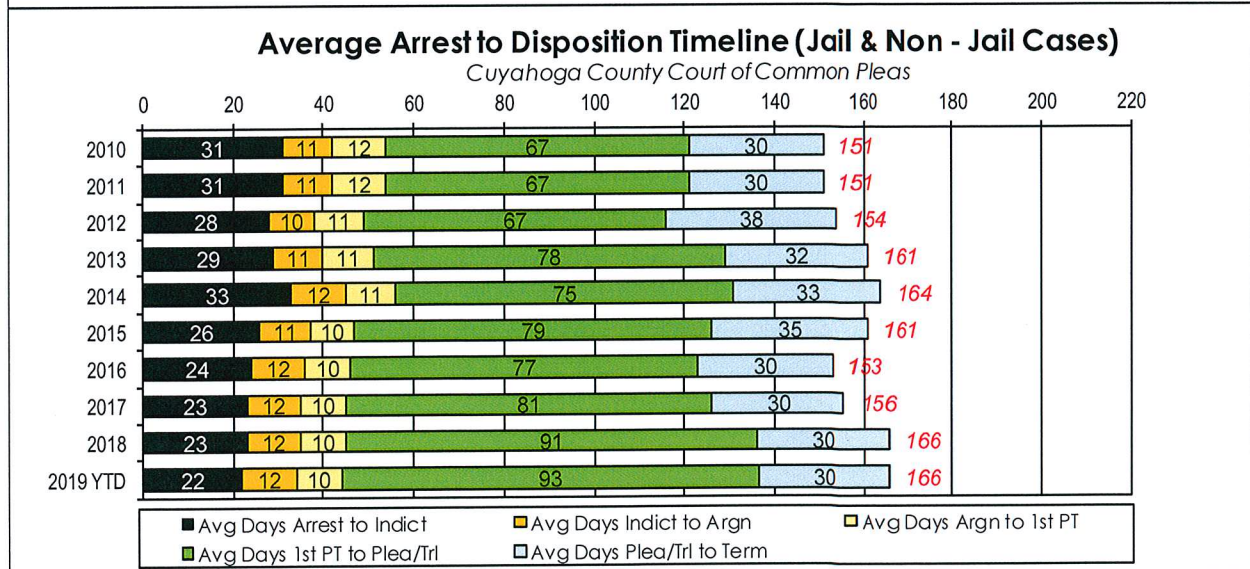
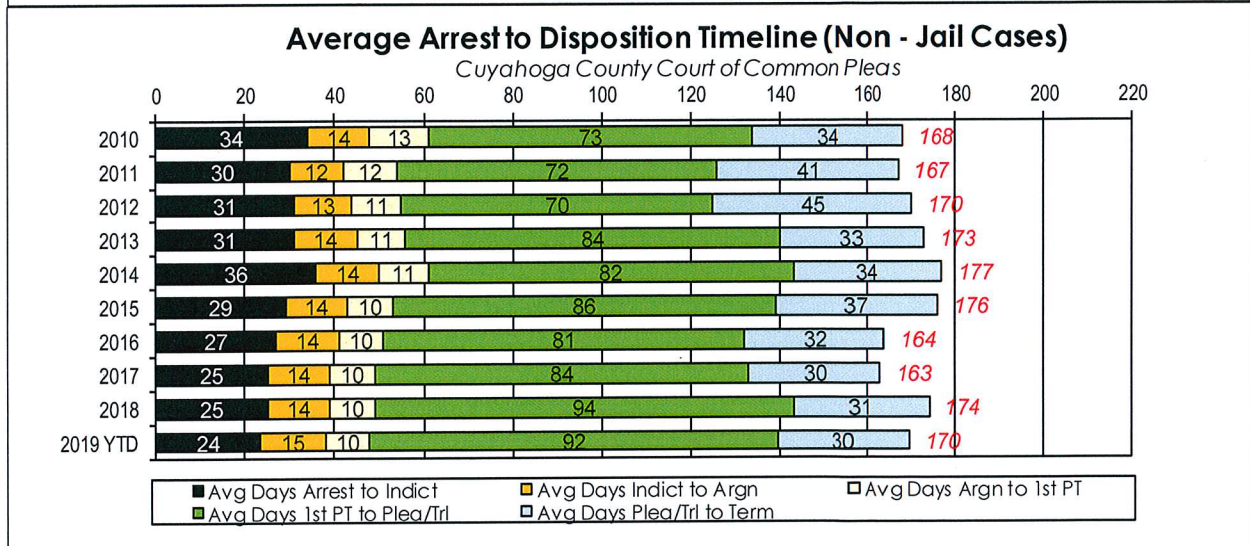
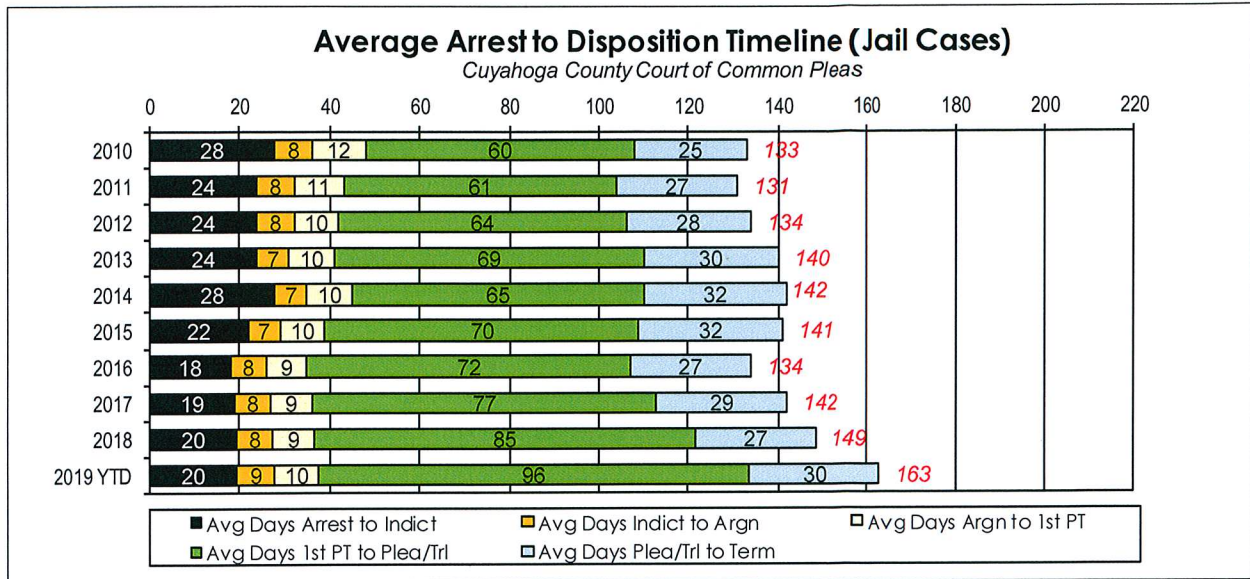
CUYAHOGA COUNTY COMMON PLEAS COURT

Average Arrest to Disposition Timeline (Jail and Non-Jail Cases)



CUYAHOGA COUNTY COMMON PLEAS COURT

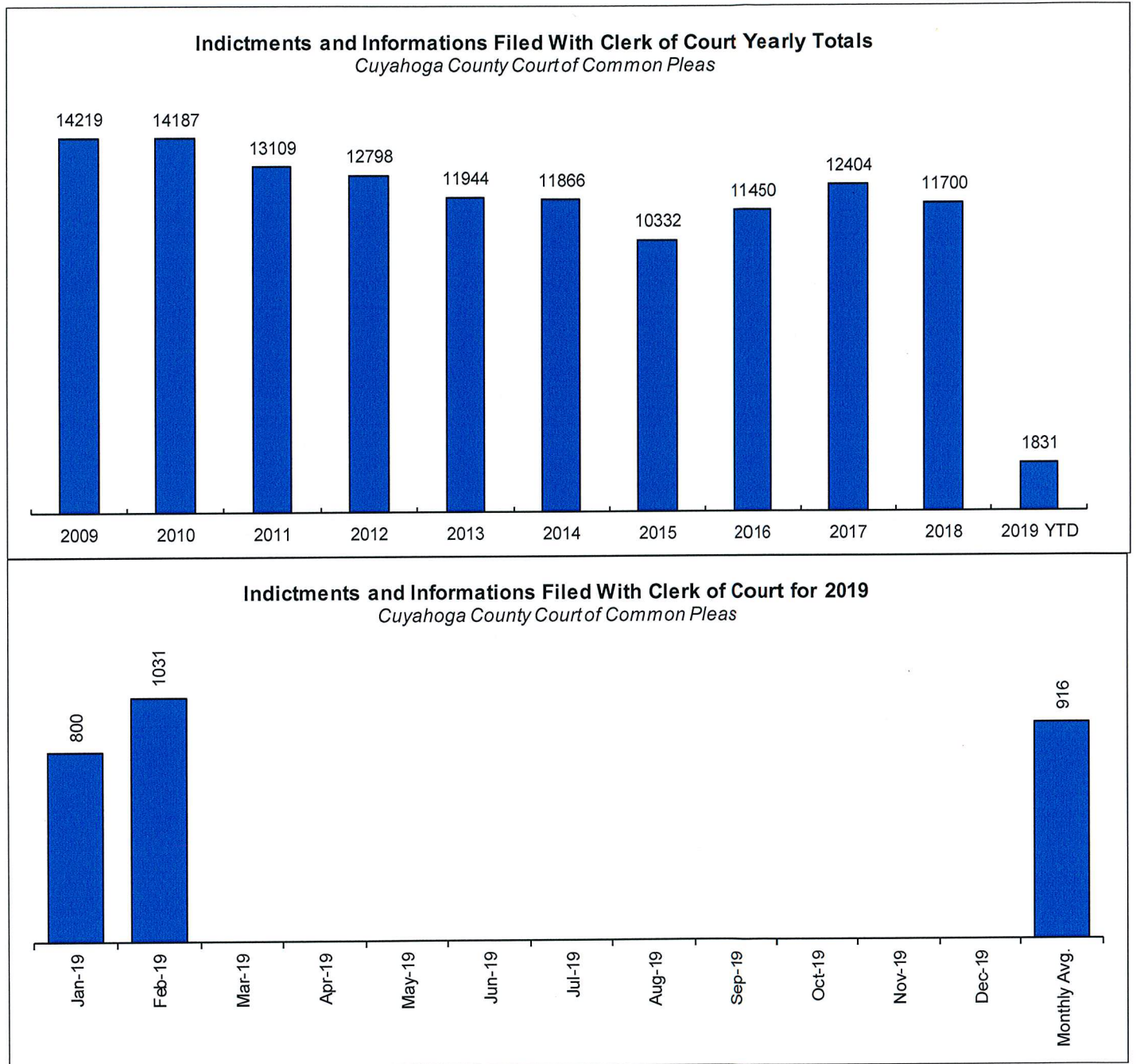
Yearly Average Arrest to Disposition Timeline



CUYAHOGA COUNTY COMMON PLEAS COURT

Indictments and Informations Filed With the Clerk of Courts

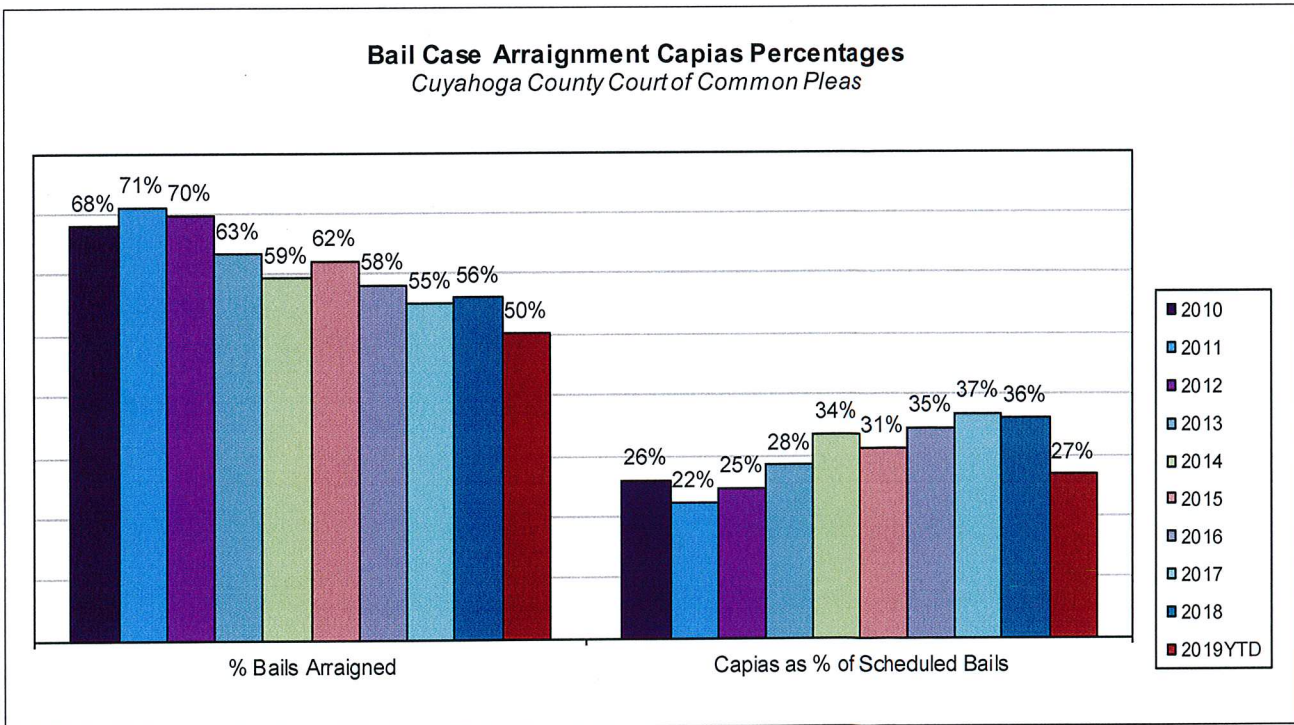
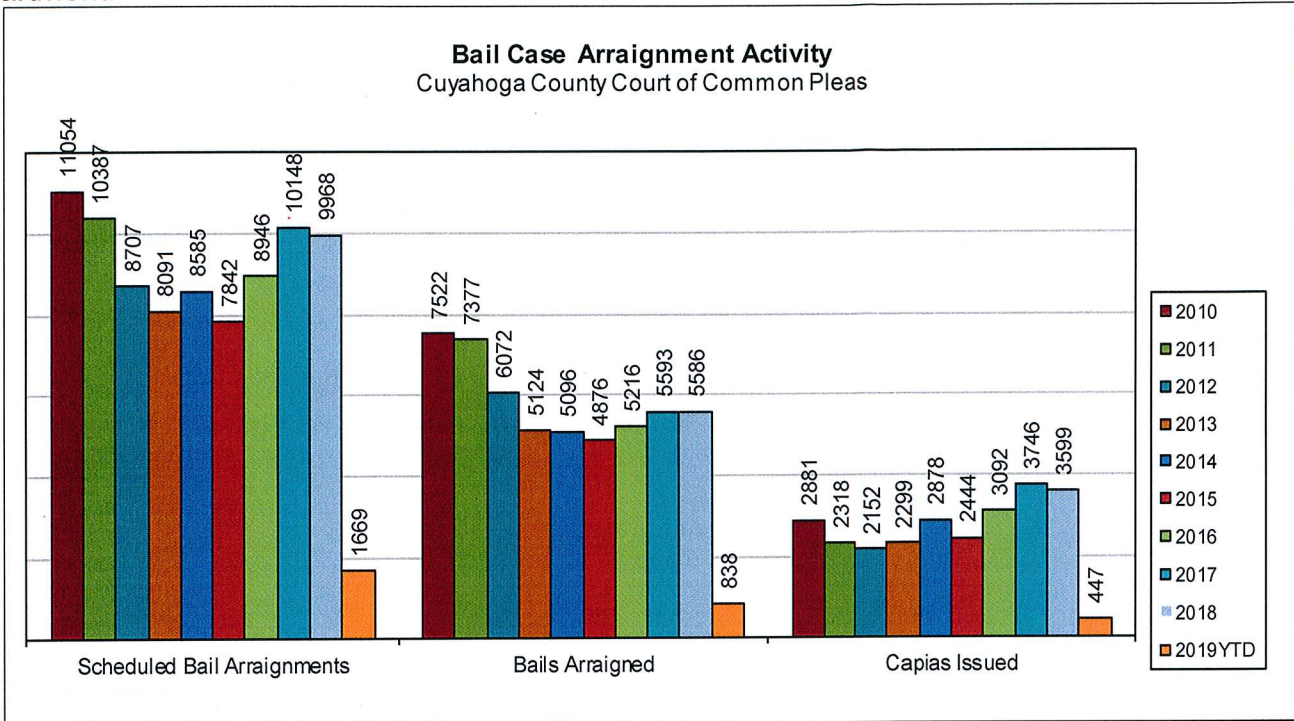
The following charts are reflective of Indictments and Informations filed with the Criminal Clerk of Courts from 2000. The source for this information was the Criminal Clerk's Office.



CUYAHOGA COUNTY COMMON PLEAS COURT

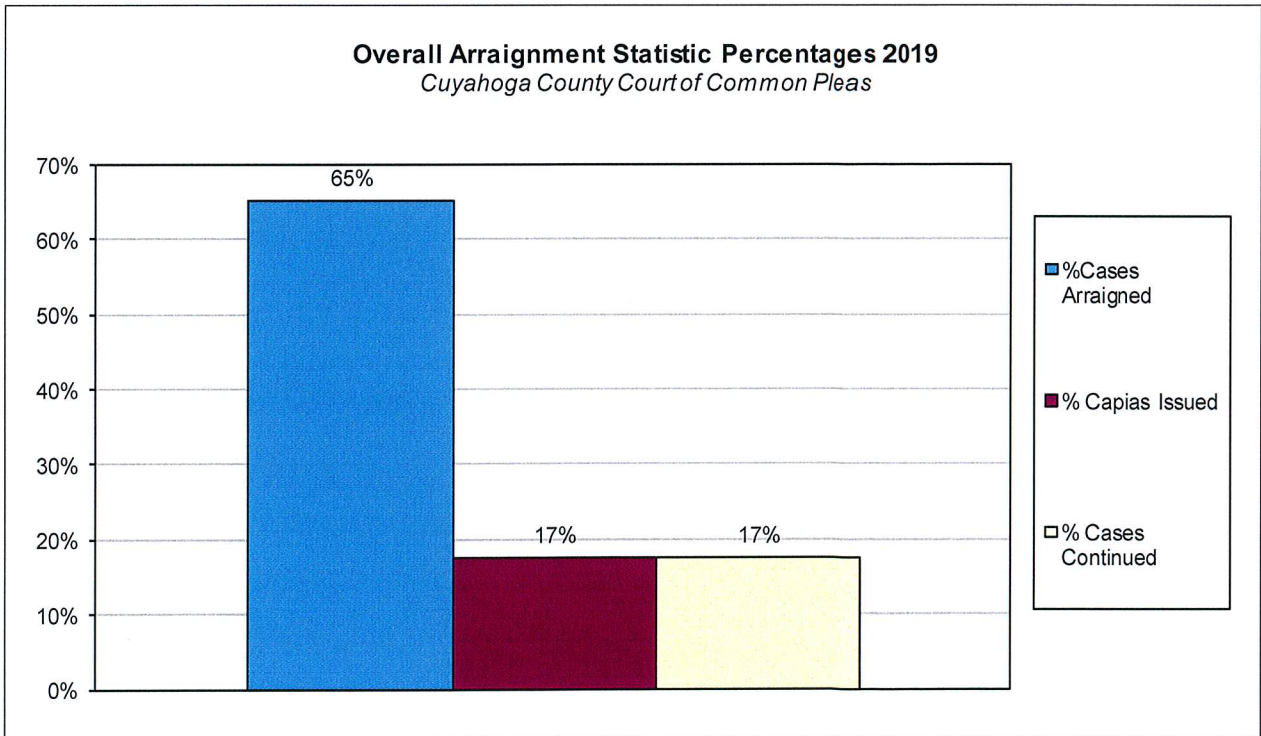
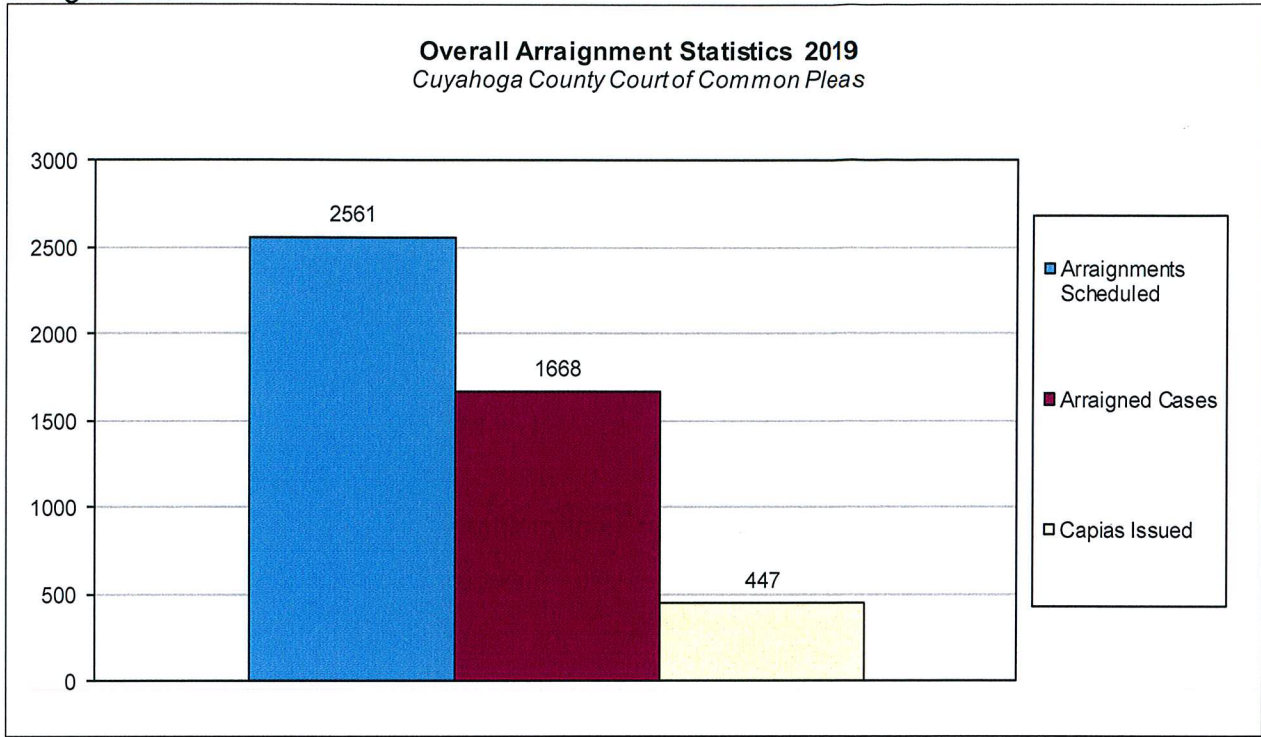
Bail Case Arraignment Activity

The following charts are reflective of arraignment activity where the defendant was not incarcerated at the time of arraignment. The source for this information was the Criminal Records Department.



Overall Arraignment Statistics

The arraignment statistics were provided by the Criminal Records Department. They are provided to give a representation of arraignment activity in the Court in 2019. These statistics include jail and non – jail arraignments.




Judicial Foreclosure Statistics¹

¹ For clarification purposes, Foreclosure cases in this report are identified as Judicial Foreclosure filings (filing codes 1460 (Foreclosure Marsh. Of Lien), 1465(Tax Lien), 1466 (Tax Certificate), 1470 (Quiet Title), and 1480 (Partition)). These cases are different from Board of Revision Foreclosures, which are not reported here.

CUYAHOGA COUNTY COMMON PLEAS COURT

Total Pending Judicial Foreclosure Cases Referred to Magistrates

The following chart is a display of the total number of pending Judicial Foreclosure cases referred to the Magistrates on specific dates. The table below shows the number of these cases pending from each year since 2005.




	As of:	2/13/2019	3/13/2019															
Year																		
1993			1															
2005		1	1															
2006		0	0															
2007		0	0															
2008		0	0															
2009		1	1															
2010		3	3															
2011		4	3															
2012		3	3															
2013		4	4															
2014		15	15															
2015		20	19															
2016		58	49															
2017		218	195															
2018		2536	2237															
2019		450	919															
Total		3313	3450															

CUYAHOGA COUNTY COMMON PLEAS COURT

Total Pending Tax Lien & Certificate Cases Referred to Magistrates

The following chart is a display of the number of pending tax Judicial Foreclosure cases referred to the Magistrates on specific dates. The table below shows the number of pending tax Judicial Foreclosure cases in each year since 2005.

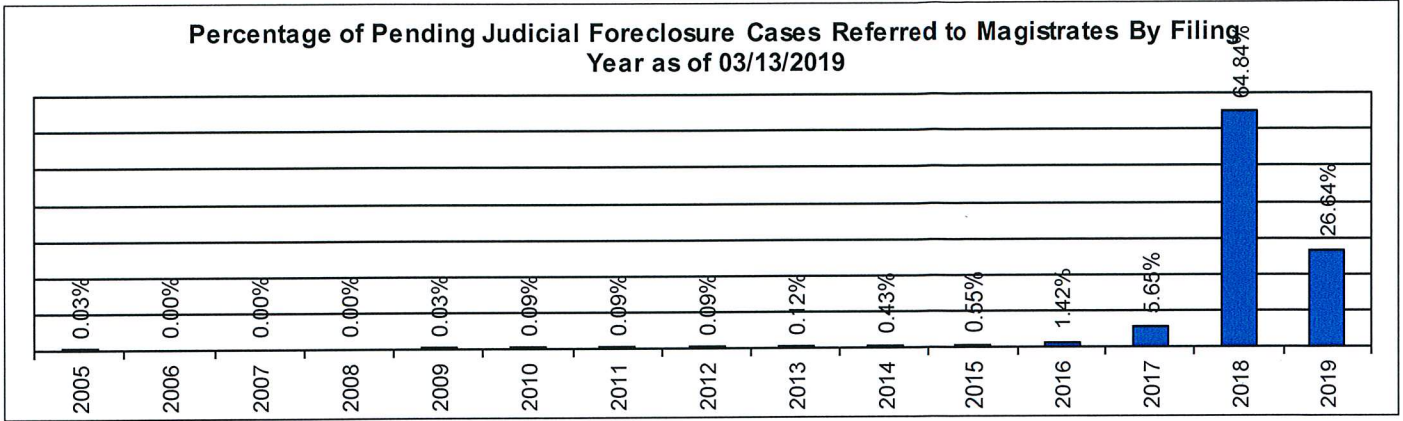


	As of:	2/13/2019	3/13/2019										
Year													
2005		0	0										
2006		0	0										
2007		0	0										
2008		0	0										
2009		1	1										
2010		1	1										
2011		3	2										
2012		3	3										
2013		2	2										
2014		5	6										
2015		3	4										
2016		9	7										
2017		28	26										
2018		1047	903										
2019		60	291										
Total		1162	1246										

CUYAHOGA COUNTY COMMON PLEAS COURT

Percentage of Pending Judicial Foreclosure Cases By Filing Year

The following chart is a representation of the total number of pending Judicial Foreclosure cases by filing year expressed as a percentage on a specific date. The table below is the supporting data for this chart.

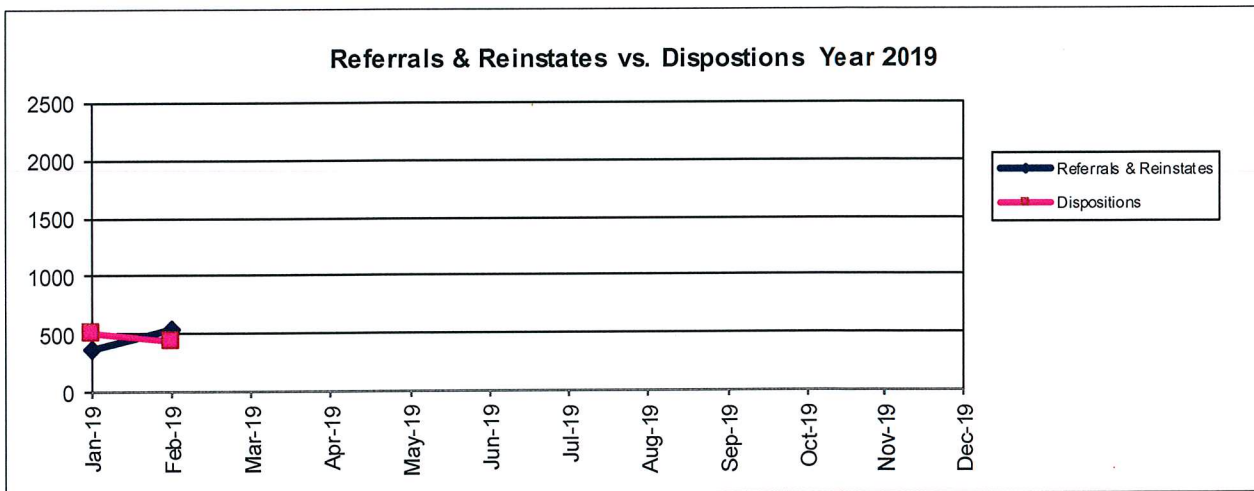



	As of:	3/13/2019	% of Total
Year			
1993		1	0.03%
2005		1	0.03%
2006		0	0.00%
2007		0	0.00%
2008		0	0.00%
2009		1	0.03%
2010		3	0.09%
2011		3	0.09%
2012		3	0.09%
2013		4	0.12%
2014		15	0.43%
2015		19	0.55%
2016		49	1.42%
2017		195	5.65%
2018		2237	64.84%
2019		919	26.64%
Total		3450	100.00%

CUYAHOGA COUNTY COMMON PLEAS COURT

Judicial Foreclosure Clearance Rate Year 2019

The Clearance Rate is the number of outgoing cases as a percentage of the number of incoming cases. Clearance rate measures whether the court is keeping up with its incoming caseload. If cases are not disposed in a timely manner, a backlog of cases awaiting disposition will grow. A Clearance Rate of 100% indicates that at least as many cases as have been filed, reopened, or reactivated in a period have been disposed.

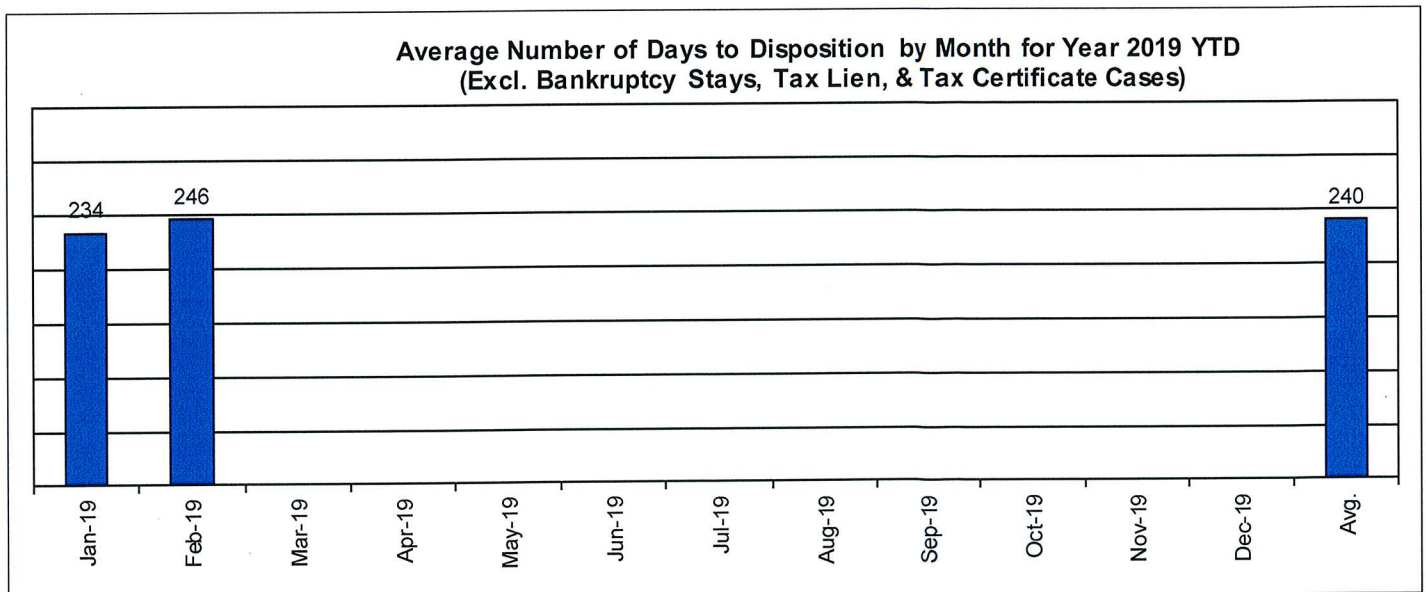
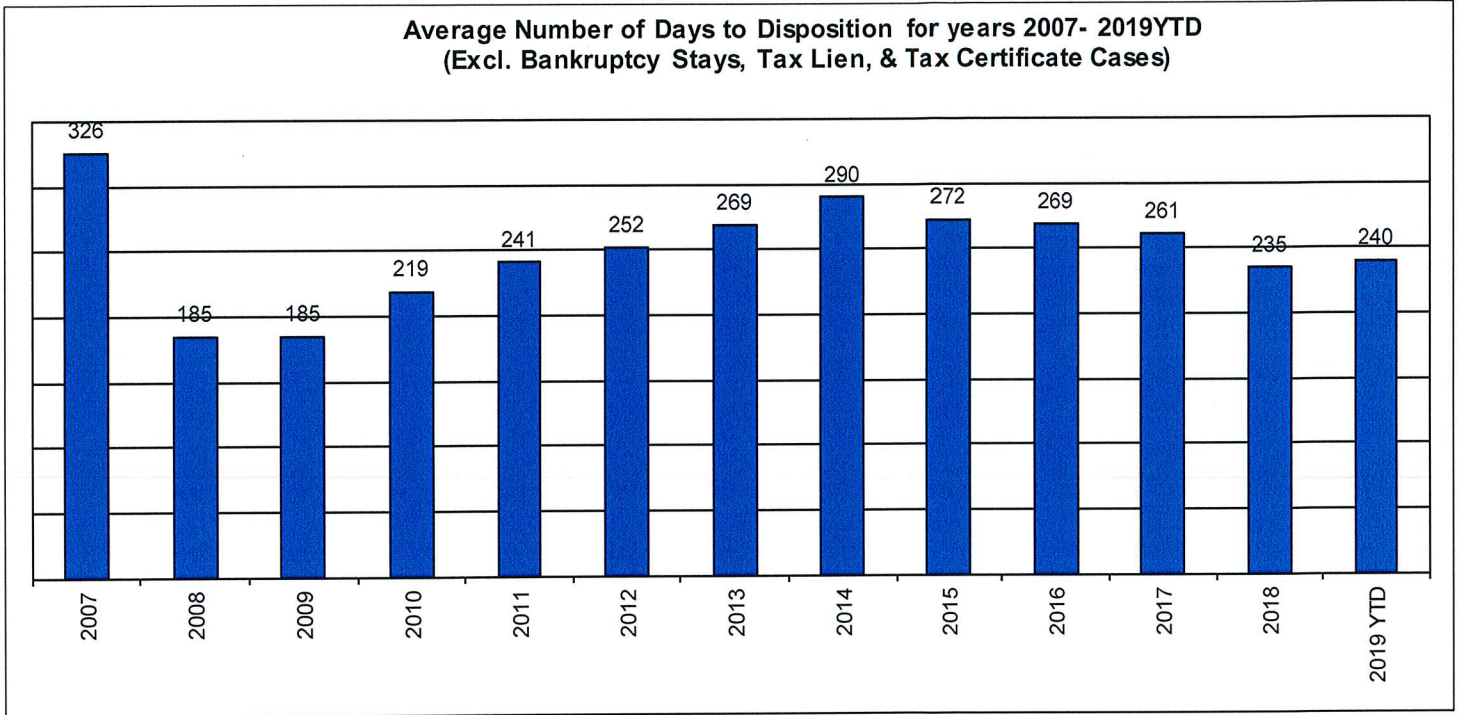


	Referrals & Reinstates	Dispositions	Clearance Rate
Jan-19	363	508	140%
Feb-19	537	441	82%
Mar-19			
Apr-19			
May-19			
Jun-19			
Jul-19			
Aug-19			
Sep-19			
Oct-19			
Nov-19			
Dec-19			
Avg	450	475	105%
Total	900	949	

CUYAHOGA COUNTY COMMON PLEAS COURT

Avg. Number of Days to Disp. (Excl. Bank. Stays & Tax Lien & Tax Cert.)

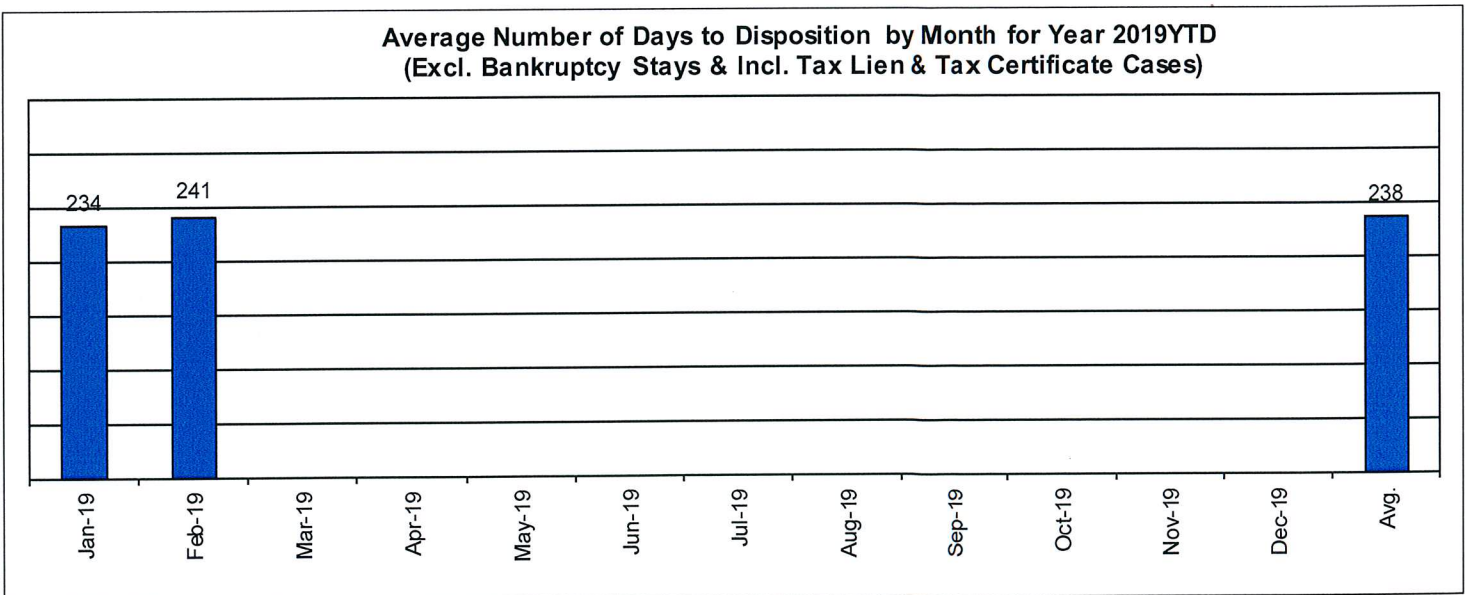
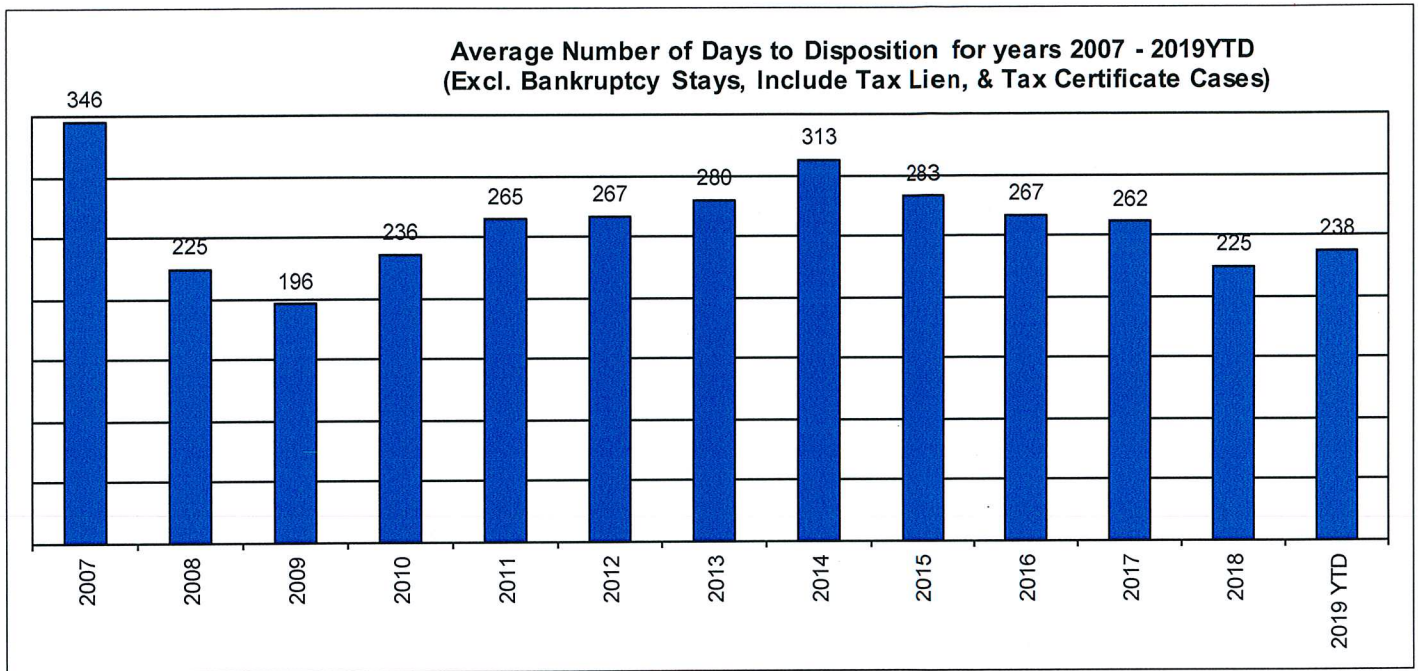
The average number of days to disposition is the number of days from filing to a final disposition entry being filed with the Clerk of Court. The data sample is based on all judicial foreclosure cases terminated by decree or dismissal (cases terminated by bankruptcy are not included) in a month. Each case is examined to determine the number of days between filing and termination with the periods that a case may have been in bankruptcy subtracted. Adding the total days of all of the cases minus bankruptcy periods and dividing by the total number of cases calculates the average. In the following chart, tax judicial foreclosure cases are excluded.



CUYAHOGA COUNTY COMMON PLEAS COURT

Avg. Number of Days to Disp. (Excl. Bank. Stays & Incl. Tax Lien & Tax Cert.)

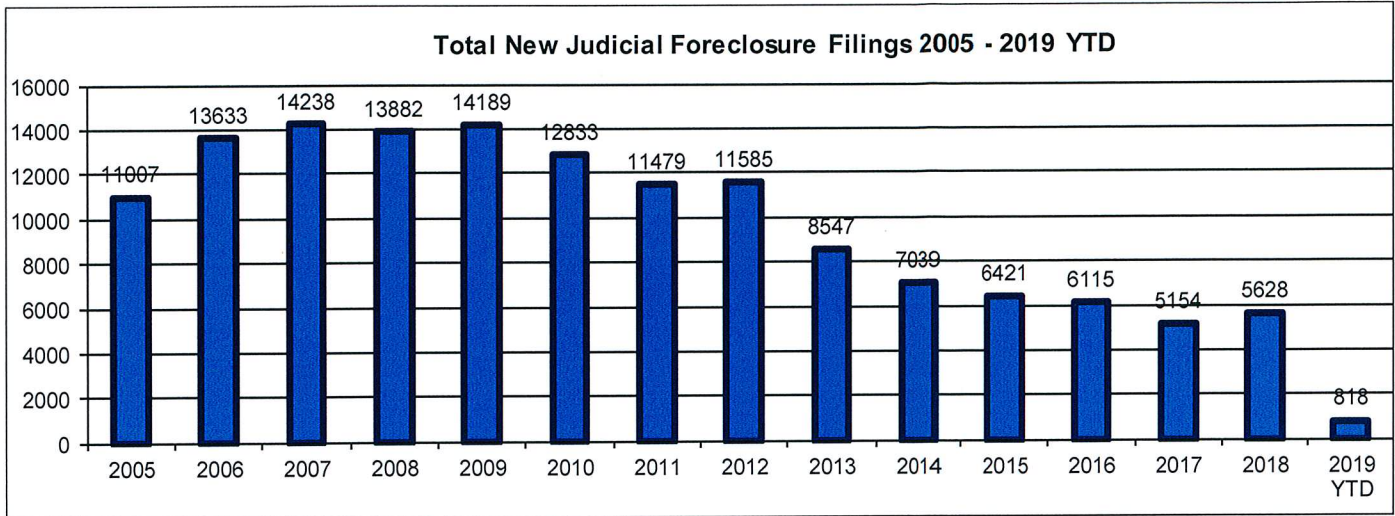
The average number of days to disposition is the number of days from filing to a final disposition entry being filed with the Clerk of Court. The data sample is based on all Judicial Foreclosure cases terminated by decree or dismissal (cases terminated by bankruptcy are not included) in a month. Each case is examined to determine the number of days between filing and termination with the periods that a case may have been in bankruptcy subtracted. Adding the total days of all of the cases minus bankruptcy periods and dividing by the total number of cases calculates the average. In the following chart, all types of Judicial Foreclosure cases are included.



Total New Judicial Foreclosure Filings

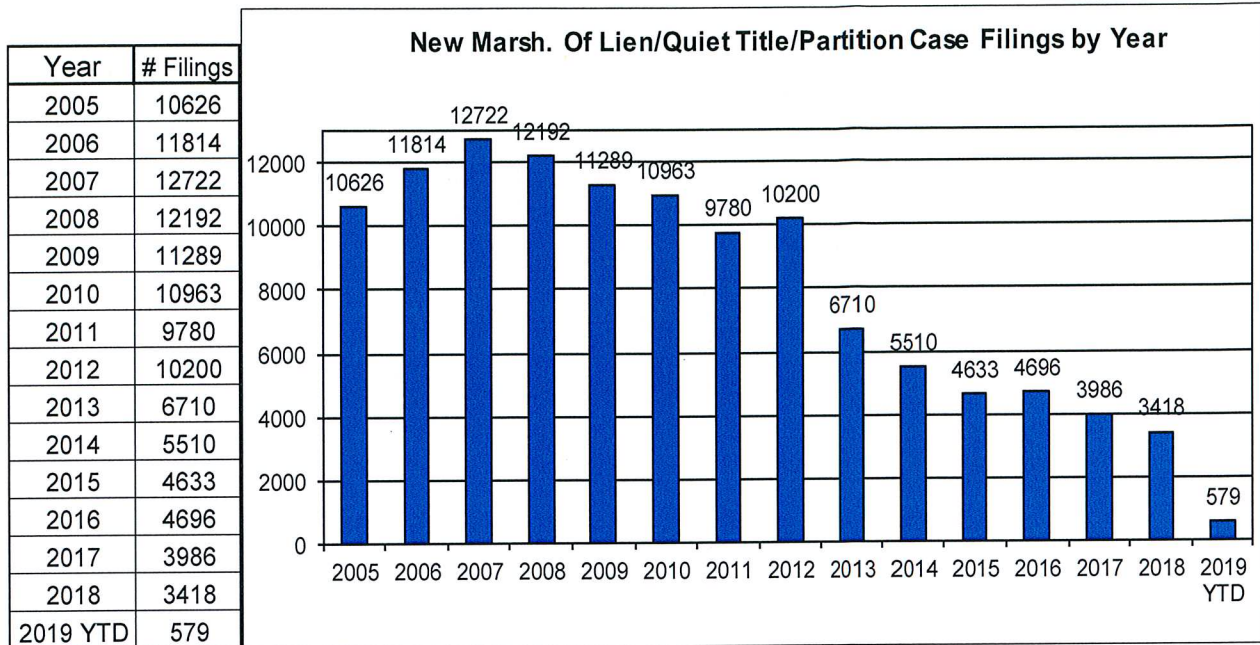
The following charts are provided as a historical view of new judicial foreclosure filings.

1. Total New Judicial Foreclosure Filings from 2005 – 2019 by year
2. Total New Marsh of Lien/Quiet Title/Partition Filings from 2005 – 2019 by month
3. Total New Tax Lien & Tax Certificate Filings for 2005 – 2019 by month
4. Total New Judicial Foreclosure Filings from 2005 – 2019 by month

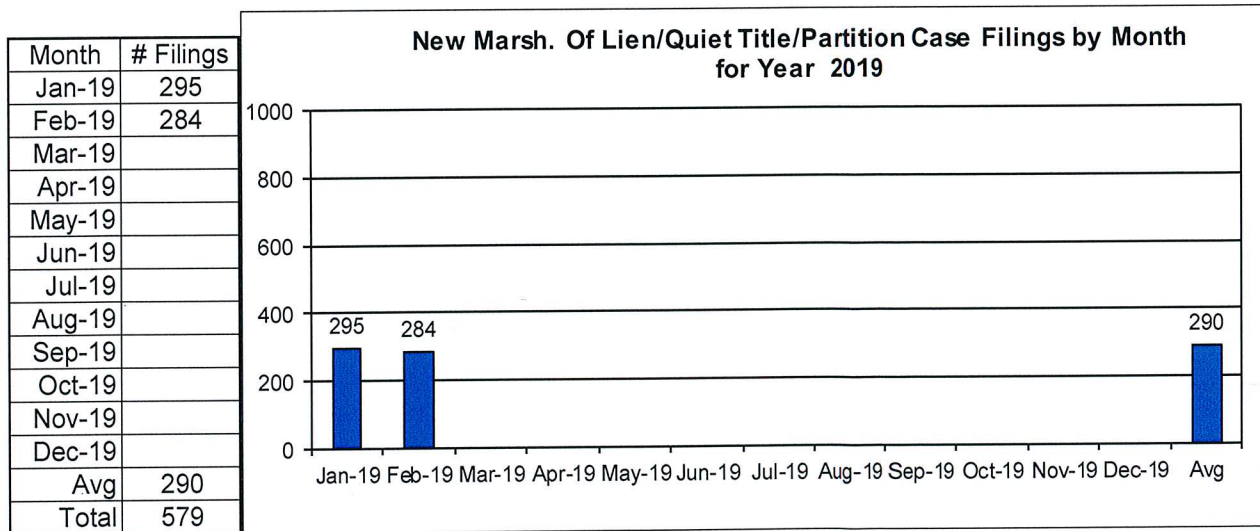


CUYAHOGA COUNTY COMMON PLEAS COURT

New Marsh of Lien/Quiet Title/Partition Case Filings for Years 2005 – 2019 YTD

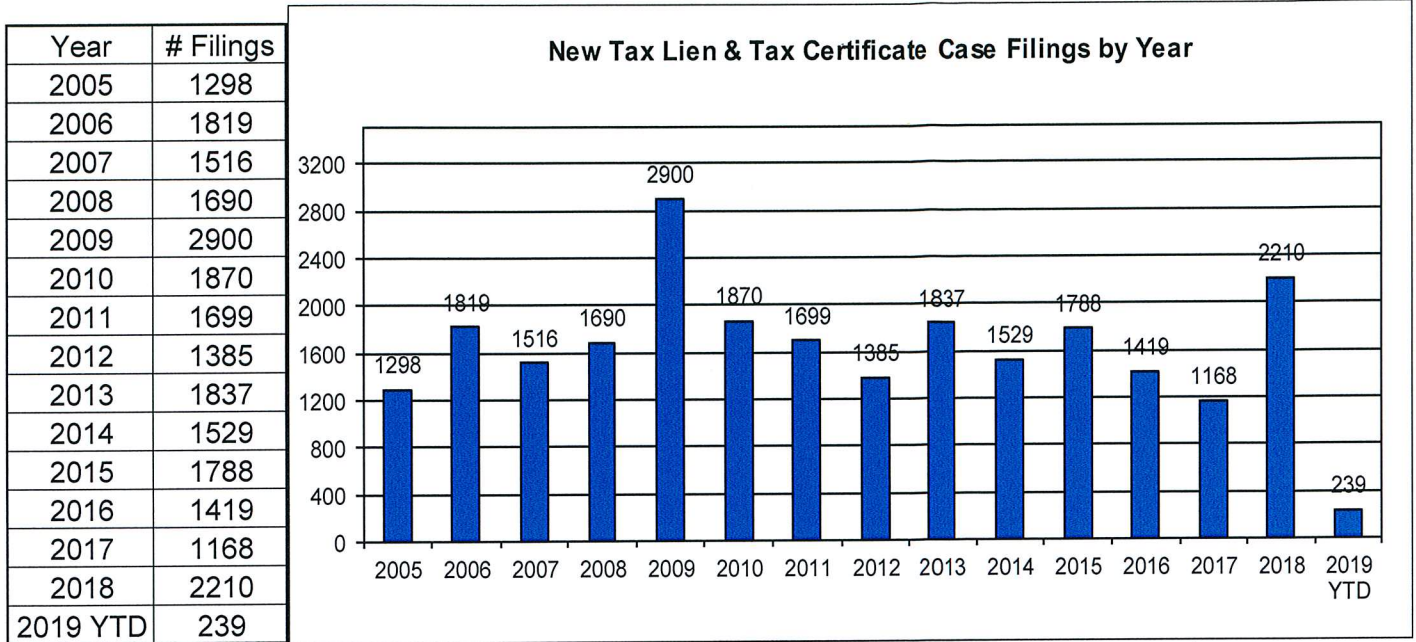


New Marsh of Lien/Quiet Title/Partition Case Filings by month for 2019 YTD

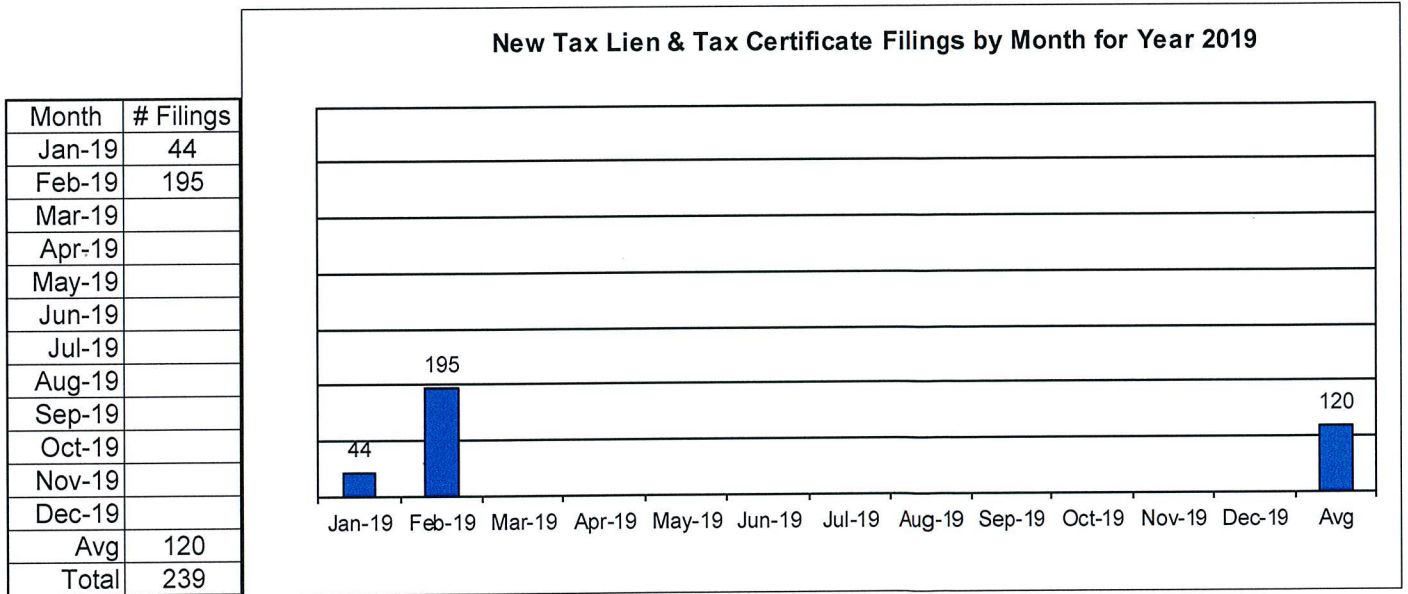


CUYAHOGA COUNTY COMMON PLEAS COURT

New Tax Lien & Certificate Filings for Years 2005 – 2019 YTD



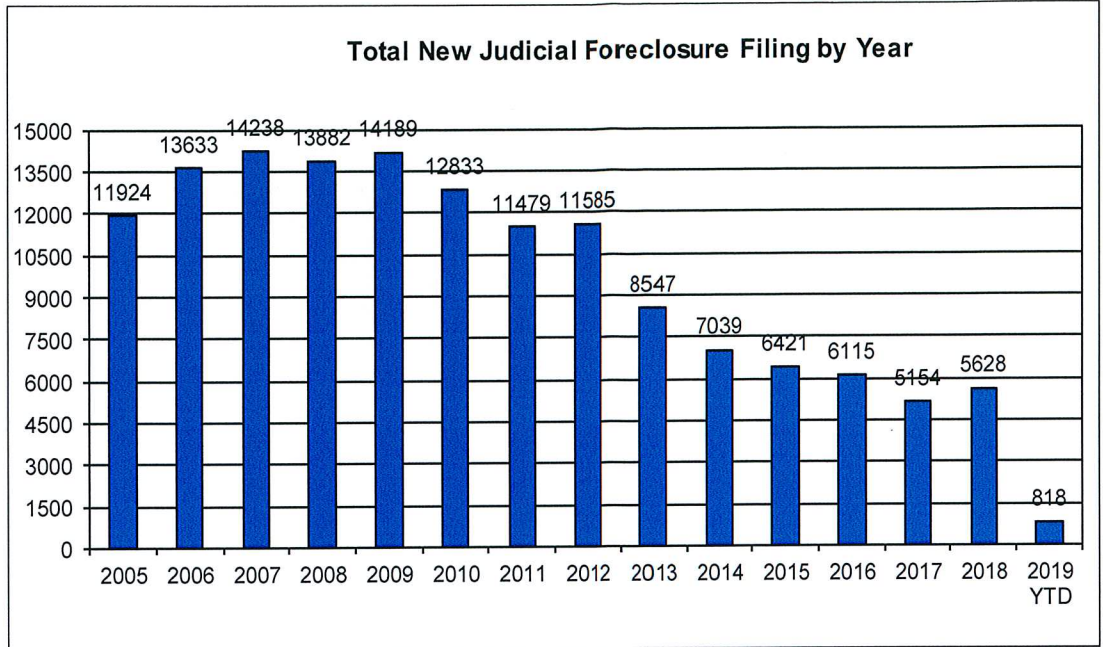
New Tax Lien & Certificate Filings by Month for Year 2019 YTD



CUYAHOGA COUNTY COMMON PLEAS COURT

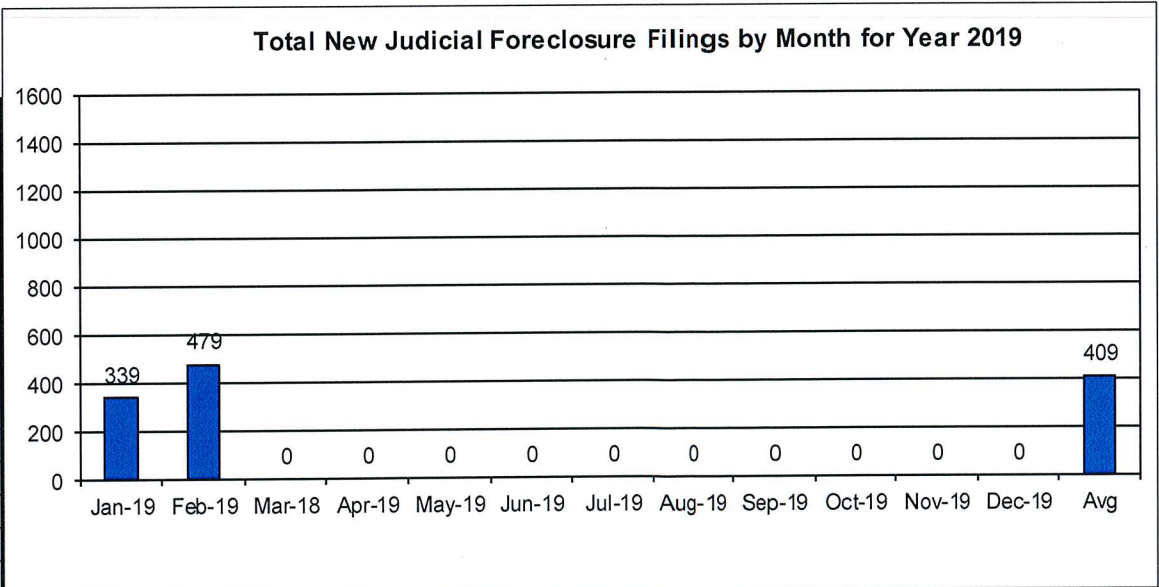
Total New Judicial Foreclosure Filings Years 2005 – 2019 YTD

Year	# Filings
2005	11924
2006	13633
2007	14238
2008	13882
2009	14189
2010	12833
2011	11479
2012	11585
2013	8547
2014	7039
2015	6421
2016	6115
2017	5154
2018	5628
2019YTD	818



Total New Judicial Foreclosure Filings by Month for Year 2019 YTD

Month	# Filings
Jan-19	339
Feb-19	479
Mar-18	
Apr-19	
May-19	
Jun-19	
Jul-19	
Aug-19	
Sep-19	
Oct-19	
Nov-19	
Dec-19	
Avg	409
Total	818



Magistrate's Monthly Reports

The Magistrates' Monthly Report consists of 5 reports. Below is a description of each.

Magistrate's Monthly Supplemental Journal Entry Report (R415)

Retrieves total number of supplemental entries and Decrees of Confirmation of Sheriff's sale created during a specific period. A supplemental entry is any journal created by a magistrate, which does not close out a case. For example, any magistrate's order (MG) setting a hearing, any journal entry (JE) ruling on a motion, journals confirming Sheriff's sales, etc.).

Magistrate's Full Disposition Count by Magistrate Report (R413)

Retrieves total number of cases disposed of during a specific period. The dispositions are grouped by Magistrate and then broken down by the type of disposition (i. e. Default, Dismissed with Prejudice, Dismissed without Prejudice, etc.) This report can be printed three different ways. Including tax cases (Full Dispositions), excluding tax cases (Non-Tax Dispositions), and Tax cases only (Tax Dispositions).

Magistrate's Monthly Cases Referred/Reinstated Report (R418)

Retrieves newly filed cases referred to the Magistrates Dept. and cases previously disposed by the Magistrates Dept. that are reinstated and re-referred to the magistrates. The cases are separated by Tax (filing code 1465; Tax Judicial Foreclosure & 1466; Tax Certificate Judicial Foreclosure) and Non-Tax (1460; Judicial Foreclosure Marsh. Of Lien, 1480; Partition, 1470; Quiet Title, misc. (i. e. 1391; Contract Other, etc.).

Magistrate's Monthly Hearing Totals Report (R3146)

Retrieves total number of hearings held during one month. The hearings are grouped by Magistrate and then broken down by what type hearing was held (i. e. Default, Pretrial, etc.).

Magistrate's Monthly Case Load Report (R3147)

Retrieves individual caseload totals for individual magistrates during a specific period. The cases are grouped by magistrate and then broken down by case type (i. e. tax judicial foreclosure, tax certificate judicial foreclosure and non-tax judicial foreclosure).

CUYAHOGA COUNTY COURT OF COMMON PLEAS

DATE: 03/13/2019
TIME: 11:21 AM

OFFICE OF THE MAGISTRATES
MAGISTRATE'S MONTHLY SUPPLEMENTALS BY CASE
REPORTING PERIOD: FEBRUARY 2019

PAGE: 1
CMSR415D

SUPPLEMENTALS

* TO BE DETERMINED *	0
AUGUSTYN	188
BAKER	252
BUCHA	238
DAY	268
DYKE	252
GONZALEZ	233
HIPPLEY	201
JACKSON	216
KLEIN	225
LUCAS	163
WEISS	251
UNACCOUNTED FOR	0
TOTAL	2487

CONFIRMATIONS

TOTAL	1
--------------	----------

CUYAHOGA COUNTY COURT OF COMMON PLEAS

OFFICE OF THE MAGISTRATES

Full Disposition Count by Magistrate

REPORTING PERIOD: FROM 02/01/2019 TO 02/28/2019

DATE: 03/13/2019

TIME: 11:22 AM

PAGE: 1

CMSR413

MagID	Dispose Type	Tax Cert.	Tax Treas.	Total
***	Bank	0	0	1
	Def	0	0	0
	Dism	0	1	8
	Ref. Vacate	0	0	0
	Court Trial	0	0	0
	Other	0	0	0
	MAG'S TOTAL	0	1	2

Decrees	246
Defaults	98
Other	144
Court Trial	4
Dismissals	158
Bankruptcy	37
Ref. Vacated	0
Grand Total	441

KCA	Bank	0	1	2
	Def	0	0	6
	Dism	2	3	17
	Ref. Vacate	0	0	0
	Court Trial	0	0	0
	Other	0	4	6
	MAG'S TOTAL	2	8	31

GDB	Bank	0	0	3
	Def	1	0	17
	Dism	0	1	6
	Ref. Vacate	0	0	0
	Court Trial	0	0	0
	Other	1	10	16
	MAG'S TOTAL	2	11	42

SMB	Bank	0	1	2
	Def	0	0	2
	Dism	1	3	12
	Ref. Vacate	0	0	0
	Court Trial	0	0	2
	Other	0	8	11
	MAG'S TOTAL	1	12	29

CED	Bank	0	1	2
	Def	1	0	7
	Dism	1	3	13
	Ref. Vacate	0	0	0
	Court Trial	0	0	1
	Other	0	10	13
	MAG'S TOTAL	2	14	36

JTD	Bank	0	0	3
	Def	0	0	7
	Dism	0	4	18
	Ref. Vacate	0	0	0
	Court Trial	0	0	0
	Other	0	8	12
	MAG'S TOTAL	0	12	40

TG	Bank	0	2	6
	Def	0	0	9
	Dism	0	1	22
	Ref. Vacate	0	0	0
	Court Trial	0	0	0
	Other	0	9	14
	MAG'S TOTAL	0	12	51

KH	Bank	0	3	7
	Def	0	0	1
	Dism	0	3	14

CUYAHOGA COUNTY COURT OF COMMON PLEAS

OFFICE OF THE MAGISTRATES

Full Disposition Count by Magistrate

REPORTING PERIOD: FROM 02/01/2019 TO 02/28/2019

DATE: 03/13/2019

TIME: 11:22 AM

PAGE: 2

CMSR413

MagID	Dispose Type	Tax Cert.	Tax Treas.	Total
	Ref. Vacate	0	0	0
	Court Trial	0	0	0
	Other	0	5	5
	<u>MAG'S TOTAL</u>	0	11	<u>27</u>
<hr/>				
ARJ				
	Bank	0	0	2
	Def	0	0	6
	Dism	0	1	7
	Ref. Vacate	0	0	0
	Court Trial	0	0	1
	Other	0	7	11
	<u>MAG'S TOTAL</u>	0	8	<u>27</u>
<hr/>				
MK				
	Bank	0	1	3
	Def	0	0	19
	Dism	0	1	10
	Ref. Vacate	0	0	0
	Court Trial	0	0	0
	Other	0	17	18
	<u>MAG'S TOTAL</u>	0	19	<u>50</u>
<hr/>				
PL				
	Bank	1	0	2
	Def	0	0	10
	Dism	0	4	12
	Ref. Vacate	0	0	0
	Court Trial	0	0	0
	Other	0	16	23
	<u>MAG'S TOTAL</u>	1	20	<u>47</u>
<hr/>				
CW				
	Bank	0	1	4
	Def	0	0	14
	Dism	1	4	19
	Ref. Vacate	0	0	0
	Court Trial	0	0	0
	Other	0	15	15
	<u>MAG'S TOTAL</u>	1	20	<u>52</u>

CUYAHOGA COUNTY COURT OF COMMON PLEAS

DATE: 03/13/2019
 TIME: 11:23 AM

OFFICE OF THE MAGISTRATES
 MAGISTRATE'S MONTHLY REF/REIN CASES
 FROM 02/01/2019 TO 02/28/2019

CMSR418

MAGISTRATE	NEW REFERRALS				REINSTATED			
	Tax Treas.	Tax Cert.	Non-Tax	Total	Tax Treas.	Tax Cert.	Non-Tax	Total
<u>* TO BE DETERMINED **/**</u>	11	0	27	38	0	0	1	1
<u>AUGUSTYN/KEVIN/C</u>	15	0	26	41	0	0	2	2
<u>BAKER/GAIL/D</u>	15	0	33	48	1	0	2	3
<u>BUCHA/STEPHEN/M</u>	6	0	10	16	1	1	2	4
<u>DAY/CHRISTOPHER/E</u>	14	1	36	51	0	0	1	1
<u>DYKE/JOHN/T</u>	19	0	25	44	0	0	1	1
<u>GONZALEZ/TRACEY/</u>	20	1	21	42	0	0	5	5
<u>HIPPLEY/KEVIN/</u>	17	0	28	45	0	0	1	1
<u>JACKSON/AMY/R</u>	22	0	32	54	0	0	0	0
<u>KLEIN/MONICA/</u>	15	1	28	44	1	0	1	2
<u>LUCAS/PAUL/</u>	19	0	32	51	0	1	0	1
<u>WEISS/CAROL/</u>	12	0	25	37	0	0	5	5
<u>TOTAL</u>	185	3	323	511	3	2	21	26
<u>COMBINED TOTAL</u>	537							

CUYAHOGA COUNTY COURT OF COMMON PLEAS

OFFICE OF THE MAGISTRATES

MAG MONTHLY HEARING TOTALS

Reporting Period: February 2019

DATE: 03/13/2019
TIME: 11:23 AM

PAGE: 1
CMSR3146

Monthly Hearing Total 459

AUGUSTYN
 Default Hearings 16
 Tax Hearings 12
 Pretrials 12

 TOTAL: 40

BAKER
 Default Hearings 9
 Tax Hearings 11
 Pretrials 7

 TOTAL: 27

BUCHA
 Default Hearings 10
 Tax Hearings 18
 Pretrials 9

 TOTAL: 37

DAY
 Default Hearings 28
 Tax Hearings 15
 Pretrials 0

 TOTAL: 43

DYKE
 Default Hearings 23
 Tax Hearings 20
 Pretrials 7

 TOTAL: 50

GONZALEZ
 Default Hearings 20
 Tax Hearings 24
 Pretrials 4

 TOTAL: 48

HIPPLEY
 Default Hearings 10
 Tax Hearings 5
 Pretrials 7

 TOTAL: 22

JACKSON
 Default Hearings 14
 Tax Hearings 20
 Pretrials 21

 TOTAL: 55

KLEIN
 Default Hearings 14
 Tax Hearings 17
 Pretrials 5

 TOTAL: 36

LUCAS
 Default Hearings 26
 Tax Hearings 23
 Pretrials 7

 TOTAL: 56

CUYAHOGA COUNTY COURT OF COMMON PLEAS

OFFICE OF THE MAGISTRATES

MAG MONTHLY HEARING TOTALS

Reporting Period: February 2019

DATE: 03/13/2019
TIME: 11:23 AM

PAGE: 2
CMSR3146

TOTAL: 56

WEISS

Default Hearings 23

Tax Hearings 20

Pretrials 2

TOTAL: 45

CUYAHOGA COUNTY COURT OF COMMON PLEAS

DATE: 03/13/2019
 TIME: 11:23 AM

Office of the Magistrates
 Magistrate's Monthly Case Load
 MONTH: FEBRUARY 2019

PAGE: 1
 CMSR3147

Magistrate Name	Non Tax Total	Tax Cert.	Tax Treas.	Total Tax	Total Cases
* TO BE DETERMINED *	93	4	43	47	140
AUGUSTYN	124	5	69	74	198
BAKER	176	14	98	112	288
BUCHA	84	8	55	63	147
DAY	138	16	63	79	217
DYKE	163	5	69	74	237
GONZALEZ	162	16	126	142	304
HIPPLEY	231	18	122	140	371
JACKSON	213	12	132	144	357
KLEIN	173	14	87	101	274
LUCAS	236	13	149	162	398
WEISS	222	14	95	109	331
Non Tax Total:	2015	Cert.Tax Total: 139	Tax Treas. Total: 1108	Total Tax: 1247	Total Cases: 3262

Report CMSR1062 - Judicial Foreclosure Statistics by Judge

Report CMSR1062 provides a list of judicial foreclosure case activity for each Judge. The report identifies how many cases were pending at the beginning of the period. The new cases filed and cases that were transferred in or reactivated are added to the number pending at the beginning of the period. It then shows the type and number of terminations for the period. The total terminations are subtracted from the total pending which provides the pending at the end of the period.

CUYAHOGA COUNTY COURT OF COMMON PLEAS

DATE: 03/13/2019
TIME: 11:17 AM

Foreclosure Statistics by Judge
Reporting Period: February 2019

PAGE: 1
CMSR1062

Judge

AMBROSE, DICK							
Pending at Beg of Period			New Cases Filed		Cases Transferred In / Reactivated		Total
	72		17		4		93
Terminations							
	Bankruptcy	Default	RefVacated	Court Trial	Dismiss	Other	Total
	0	1	0	0	3	5	9
	Total Pending at End of Period						84

BARKER, PAMELA A							
Pending at Beg of Period			New Cases Filed		Cases Transferred In / Reactivated		Total
	111		17		3		131
Terminations							
	Bankruptcy	Default	RefVacated	Court Trial	Dismiss	Other	Total
	0	3	0	0	3	8	14
	Total Pending at End of Period						117

CALABRESE, DEENA R							
Pending at Beg of Period			New Cases Filed		Cases Transferred In / Reactivated		Total
	97		16		4		117
Terminations							
	Bankruptcy	Default	RefVacated	Court Trial	Dismiss	Other	Total
	1	2	0	0	3	10	16
	Total Pending at End of Period						101

CLANCY, MAUREEN							
Pending at Beg of Period			New Cases Filed		Cases Transferred In / Reactivated		Total
	85		14		4		103
Terminations							
	Bankruptcy	Default	RefVacated	Court Trial	Dismiss	Other	Total
	2	1	0	0	6	4	13
	Total Pending at End of Period						90

COLLIER-WILLIAMS, CASSANDRA							
Pending at Beg of Period			New Cases Filed		Cases Transferred In / Reactivated		Total
	94		7		5		106
Terminations							
	Bankruptcy	Default	RefVacated	Court Trial	Dismiss	Other	Total
	3	3	0	0	10	3	19
	Total Pending at End of Period						87

CORRIGAN, BRIAN J							
Pending at Beg of Period			New Cases Filed		Cases Transferred In / Reactivated		Total
	105		12		7		124
Terminations							
	Bankruptcy	Default	RefVacated	Court Trial	Dismiss	Other	Total
	2	2	0	0	9	6	19
	Total Pending at End of Period						105

CORRIGAN, PETER J							
Pending at Beg of Period			New Cases Filed		Cases Transferred In / Reactivated		Total
	69		17		5		91
Terminations							
	Bankruptcy	Default	RefVacated	Court Trial	Dismiss	Other	Total
	1	0	0	0	5	2	8
	Total Pending at End of Period						83

FUERST, NANCY A

CUYAHOGA COUNTY COURT OF COMMON PLEAS

DATE: 03/13/2019
TIME: 11:17 AM

Foreclosure Statistics by Judge
Reporting Period: February 2019

PAGE: 2
CMSR1062

Judge

Pending at Beg of Period		New Cases Filed		Cases Transferred In / Reactivated			Total
90		6		2			98
Terminations							
Bankruptcy	Default	RefVacated	Court Trial	Dismiss	Other		Total
0	1	0	0	3	2		6
Total Pending at End of Period							92

GALL, STEVEN E

Pending at Beg of Period		New Cases Filed		Cases Transferred In / Reactivated			Total
114		16		2			132
Terminations							
Bankruptcy	Default	RefVacated	Court Trial	Dismiss	Other		Total
0	6	0	0	4	10		20
Total Pending at End of Period							112

GALLAGHER, HOLLIE L

Pending at Beg of Period		New Cases Filed		Cases Transferred In / Reactivated			Total
68		13		6			87
Terminations							
Bankruptcy	Default	RefVacated	Court Trial	Dismiss	Other		Total
1	4	0	0	5	7		17
Total Pending at End of Period							70

GALLAGHER, KELLY ANN

Pending at Beg of Period		New Cases Filed		Cases Transferred In / Reactivated			Total
116		16		6			138
Terminations							
Bankruptcy	Default	RefVacated	Court Trial	Dismiss	Other		Total
3	0	0	0	5	4		12
Total Pending at End of Period							126

GALLAGHER, SHANNON M

Pending at Beg of Period		New Cases Filed		Cases Transferred In / Reactivated			Total
128		17		5			150
Terminations							
Bankruptcy	Default	RefVacated	Court Trial	Dismiss	Other		Total
1	1	0	0	2	9		13
Total Pending at End of Period							137

GAUL, DANIEL

Pending at Beg of Period		New Cases Filed		Cases Transferred In / Reactivated			Total
108		15		6			129
Terminations							
Bankruptcy	Default	RefVacated	Court Trial	Dismiss	Other		Total
1	6	0	0	3	4		14
Total Pending at End of Period							115

HAGAN, EMILY

Pending at Beg of Period		New Cases Filed		Cases Transferred In / Reactivated			Total
81		15		8			104
Terminations							
Bankruptcy	Default	RefVacated	Court Trial	Dismiss	Other		Total
0	11	0	0	2	4		17
Total Pending at End of Period							87

JONES, WANDA C

CUYAHOGA COUNTY COURT OF COMMON PLEAS

DATE: 03/13/2019
TIME: 11:17 AM

Foreclosure Statistics by Judge
Reporting Period: February 2019

PAGE: 3
CMSR1062

Judge

	Pending at Beg of Period		New Cases Filed		Cases Transferred In / Reactivated		Total
	92		13		4		109
Terminations							
	Bankruptcy	Default	RefVacated	Court Trial	Dismiss	Other	Total
	0	3	0	0	2	6	11
	Total Pending at End of Period						98

KILBANE, ASHLEY							
	Pending at Beg of Period		New Cases Filed		Cases Transferred In / Reactivated		Total
	113		17		3		133
Terminations							
	Bankruptcy	Default	RefVacated	Court Trial	Dismiss	Other	Total
	3	0	0	0	6	3	12
	Total Pending at End of Period						121

MATIA, DAVID T							
	Pending at Beg of Period		New Cases Filed		Cases Transferred In / Reactivated		Total
	90		14		4		108
Terminations							
	Bankruptcy	Default	RefVacated	Court Trial	Dismiss	Other	Total
	2	4	0	0	2	7	15
	Total Pending at End of Period						93

MCCLELLAND, ROBERT C							
	Pending at Beg of Period		New Cases Filed		Cases Transferred In / Reactivated		Total
	87		22		4		113
Terminations							
	Bankruptcy	Default	RefVacated	Court Trial	Dismiss	Other	Total
	0	3	0	1	5	4	13
	Total Pending at End of Period						100

MCCORMICK, TIMOTHY							
	Pending at Beg of Period		New Cases Filed		Cases Transferred In / Reactivated		Total
	85		16		6		107
Terminations							
	Bankruptcy	Default	RefVacated	Court Trial	Dismiss	Other	Total
	2	2	0	0	11	2	17
	Total Pending at End of Period						90

MCDONNELL, NANCY R							
	Pending at Beg of Period		New Cases Filed		Cases Transferred In / Reactivated		Total
	103		10		11		124
Terminations							
	Bankruptcy	Default	RefVacated	Court Trial	Dismiss	Other	Total
	1	4	0	0	5	5	15
	Total Pending at End of Period						109

MCGINTY, WILLIAM T							
	Pending at Beg of Period		New Cases Filed		Cases Transferred In / Reactivated		Total
	102		16		4		122
Terminations							
	Bankruptcy	Default	RefVacated	Court Trial	Dismiss	Other	Total
	2	5	0	0	7	7	21
	Total Pending at End of Period						101

MIDAY, SHERRIE

CUYAHOGA COUNTY COURT OF COMMON PLEAS

DATE: 03/13/2019
TIME: 11:17 AM

Foreclosure Statistics by Judge
Reporting Period: February 2019

PAGE: 4
CMSR1062

Judge

Pending at Beg of Period		New Cases Filed		Cases Transferred In / Reactivated			Total
98		16		3			117
Terminations	Bankruptcy	Default	RefVacated	Court Trial	Dismiss	Other	Total
	0	2	0	0	6	5	13
Total Pending at End of Period							104
<hr/>							
O'DONNELL, JOHN P		New Cases Filed		Cases Transferred In / Reactivated			Total
Pending at Beg of Period		19		3			78
56							
Terminations	Bankruptcy	Default	RefVacated	Court Trial	Dismiss	Other	Total
	1	2	0	1	4	3	11
Total Pending at End of Period							67
<hr/>							
RUSSO, JOHN J		New Cases Filed		Cases Transferred In / Reactivated			Total
Pending at Beg of Period		0		2			50
48							
Terminations	Bankruptcy	Default	RefVacated	Court Trial	Dismiss	Other	Total
	1	0	0	0	4	6	11
Total Pending at End of Period							39
<hr/>							
RUSSO, JOSEPH D		New Cases Filed		Cases Transferred In / Reactivated			Total
Pending at Beg of Period		15		2			115
98							
Terminations	Bankruptcy	Default	RefVacated	Court Trial	Dismiss	Other	Total
	2	1	0	0	1	1	5
Total Pending at End of Period							110
<hr/>							
RUSSO, MICHAEL J		New Cases Filed		Cases Transferred In / Reactivated			Total
Pending at Beg of Period		18		3			122
101							
Terminations	Bankruptcy	Default	RefVacated	Court Trial	Dismiss	Other	Total
	0	3	0	1	2	4	10
Total Pending at End of Period							112
<hr/>							
RUSSO, NANCY MARGARET		New Cases Filed		Cases Transferred In / Reactivated			Total
Pending at Beg of Period		12		0			77
65							
Terminations	Bankruptcy	Default	RefVacated	Court Trial	Dismiss	Other	Total
	0	4	0	0	9	6	19
Total Pending at End of Period							58
<hr/>							
SAFFOLD, SHIRLEY STRICKLAND		New Cases Filed		Cases Transferred In / Reactivated			Total
Pending at Beg of Period		17		3			110
90							
Terminations	Bankruptcy	Default	RefVacated	Court Trial	Dismiss	Other	Total
	1	7	0	0	1	7	16
Total Pending at End of Period							94
<hr/>							
SHAUGHNESSY, MICHAEL P							

CUYAHOGA COUNTY COURT OF COMMON PLEAS

DATE: 03/13/2019
TIME: 11:17 AM

Foreclosure Statistics by Judge
Reporting Period: February 2019

PAGE: 5
CMSR1062

Judge							
	Pending at Beg of Period		New Cases Filed	Cases Transferred In / Reactivated			Total
	127		14	4			145
Terminations	Bankruptcy	Default	RefVacated	Court Trial	Dismiss	Other	Total
	1	5	0	0	6	5	17
	Total Pending at End of Period						128
SHEEHAN, BRENDAN J							
	Pending at Beg of Period		New Cases Filed	Cases Transferred In / Reactivated			Total
	80		11	4			95
Terminations	Bankruptcy	Default	RefVacated	Court Trial	Dismiss	Other	Total
	2	6	0	0	5	5	18
	Total Pending at End of Period						77
SUTULA, JOHN D							
	Pending at Beg of Period		New Cases Filed	Cases Transferred In / Reactivated			Total
	95		10	9			114
Terminations	Bankruptcy	Default	RefVacated	Court Trial	Dismiss	Other	Total
	1	1	0	0	3	2	7
	Total Pending at End of Period						107
SUTULA, KATHLEEN ANN							
	Pending at Beg of Period		New Cases Filed	Cases Transferred In / Reactivated			Total
	81		14	3			98
Terminations	Bankruptcy	Default	RefVacated	Court Trial	Dismiss	Other	Total
	1	1	0	0	3	7	12
	Total Pending at End of Period						86
SYNENBERG, JOAN							
	Pending at Beg of Period		New Cases Filed	Cases Transferred In / Reactivated			Total
	76		12	7			95
Terminations	Bankruptcy	Default	RefVacated	Court Trial	Dismiss	Other	Total
	1	2	0	1	7	4	15
	Total Pending at End of Period						80
TURNER, DEBORAH M							
	Pending at Beg of Period		New Cases Filed	Cases Transferred In / Reactivated			Total
	93		15	6			114
Terminations	Bankruptcy	Default	RefVacated	Court Trial	Dismiss	Other	Total
	0	1	0	0	2	3	6
	Total Pending at End of Period						108

Monthly Summary

MONTHLY SUMMARY

February 2019

NAME	PEND	ASSIGNED			TRIALS						DISP	PENDING				+	-
		CV	CR	TOT	JURY			COURT				CV	FR	CR	TOT		
Dick Ambrose	418	51	39	90	0	0	0	0	1	1	85	215	81	127	423	-5	
Pamela A. Barker	393	48	28	76	0	0	0	0	0	0	83	169	117	100	386	+7	
Deena R. Calabrese	440	51	20	71	1	0	1	0	0	0	95	212	101	103	416	+24	
Maureen Clancy	389	54	27	81	1	0	1	0	0	0	87	208	90	85	383	+6	
Cassandra Collier-Willia	433	49	35	84	0	0	0	0	0	0	77	202	87	151	440	-7	
Brian J. Corrigan	523	54	30	84	0	0	0	0	0	0	67	285	105	150	540	-17	
Peter J. Corrigan	450	45	38	83	1	0	1	0	0	0	72	205	83	173	461	-11	
Nancy A. Fuerst	399	49	27	76	1	1	2	0	0	0	81	236	92	66	394	+5	
Steven E. Gall	439	48	38	86	0	0	0	0	0	0	91	207	111	116	434	+5	
Hollie L. Gallagher	367	50	25	75	0	0	0	0	0	0	74	233	69	66	368	-1	
Kelly A. Gallagher	442	54	33	87	0	0	0	0	0	0	90	211	126	102	439	+3	
Shannon M. Gallagher	455	53	27	80	0	0	0	0	1	1	87	201	137	110	448	+7	
Daniel Gaul	464	54	50	104	1	0	1	0	0	0	89	201	114	164	479	-15	
Emily Hagan	439	51	32	83	0	0	0	0	0	0	70	245	82	125	452	-13	
Wanda C. Jones	463	50	29	79	1	0	1	0	0	0	81	209	96	156	461	+2	
Ashley Kilbane	497	53	34	87	0	0	0	0	0	0	59	283	118	124	525	-28	
David T. Matia	441	49	30	79	0	1	1	0	0	0	94	233	93	100	426	+15	
Robert C. McClelland	491	51	29	80	0	0	0	1	2	3	84	254	100	133	487	+4	
Timothy McCormick	384	50	28	78	0	1	1	1	1	2	91	207	90	74	371	+13	
Nancy R. McDonnell	395	58	29	87	0	0	0	0	0	0	78	213	108	83	404	-9	
William T. McGinty	527	54	34	88	0	1	1	0	0	0	100	239	99	177	515	+12	
Sherrie Miday	476	49	42	91	0	1	1	0	0	0	104	236	102	125	463	+13	
John P. O'Donnell	391	49	34	83	0	2	2	0	0	0	88	198	67	121	386	+5	
John J. Russo	178	2	9	11	0	1	1	0	0	0	51	77	39	22	138	+40	
Joseph D. Russo	546	50	29	79	0	0	0	0	0	0	81	229	110	205	544	+2	
Michael J. Russo	405	51	14	65	1	2	3	0	0	0	85	185	112	88	385	+20	
Nancy Margaret Russo	234	47	28	75	0	0	0	0	2	2	79	119	58	53	230	+4	
Shirley Strickland Saffold	438	52	29	81	0	0	0	0	0	0	72	214	93	140	447	-9	
Michael P. Shaughnessy	448	48	28	76	0	0	0	0	0	0	79	212	126	107	445	+3	
Brendan J. Sheehan	357	47	24	71	0	1	1	0	0	0	73	172	76	107	355	+2	
John D. Sutula	585	57	39	96	0	2	2	0	1	1	76	327	107	171	605	-20	
Kathleen Ann Sutula	387	47	28	75	0	0	0	0	0	0	81	192	86	103	381	+6	
Joan Synenberg	349	52	29	81	0	0	0	0	0	0	88	204	79	59	342	+7	
Deborah M. Turner	402	47	29	76	0	0	0	0	0	0	45	209	104	120	433	-31	
TOTALS	14445	1674	1024	2698	7	13	20	2	8	10	2737	7242	3258	3906	14406	+39	

Year to Date Summary

SUMMARY FOR THE COURT

January - February 2019

NAME	PEND	ASSIGNED			TRIALS						DISP	PENDING				+	-
		CV	CR	TOT	JURY			COURT				CV	FR	CR	TOT		
Dick Ambrose	428	99	64	163	0	1	1	1	1	2	168	215	81	127	423	+ 5	
Pamela A. Barker	390	97	55	152	0	0	0	0	0	0	156	169	117	100	386	+ 4	
Deena R. Calabrese	452	97	45	142	1	0	1	0	0	0	178	212	101	103	416	+ 36	
Maureen Clancy	375	108	53	161	2	0	2	0	0	0	153	208	90	85	383	- 8	
Cassandra Collier-Willia	452	98	62	160	0	0	0	0	1	1	172	202	87	151	440	+ 12	
Brian J. Corrigan	509	103	68	171	0	0	0	0	0	0	140	285	105	150	540	- 31	
Peter J. Corrigan	450	94	65	159	1	0	1	0	1	1	148	205	83	173	461	- 11	
Nancy A. Fuerst	392	100	56	156	1	1	2	0	0	0	154	236	92	66	394	- 2	
Steven E. Gall	450	96	67	163	0	1	1	0	0	0	179	207	111	116	434	+ 16	
Hollie L. Gallagher	372	99	52	151	0	1	1	0	0	0	155	233	69	66	368	+ 4	
Kelly A. Gallagher	452	102	59	161	0	0	0	0	0	0	174	211	126	102	439	+ 13	
Shannon M. Gallagher	486	98	53	151	0	0	0	0	1	1	189	201	137	110	448	+ 38	
Daniel Gaul	482	101	78	179	1	0	1	0	0	0	182	201	114	164	479	+ 3	
Emily Hagan	454	96	63	159	0	0	0	0	1	1	161	245	82	125	452	+ 2	
Wanda C. Jones	457	95	62	157	1	0	1	0	0	0	153	209	96	156	461	- 4	
Ashley Kilbane	486	105	68	173	0	0	0	0	0	0	134	283	118	124	525	- 39	
David T. Matia	416	106	66	172	0	1	1	0	0	0	162	233	93	100	426	- 10	
Robert C. McClelland	492	97	64	161	0	0	0	2	2	4	166	254	100	133	487	+ 5	
Timothy McCormick	380	96	57	153	0	1	1	1	2	3	162	207	90	74	371	+ 9	
Nancy R. McDonnell	408	110	54	164	0	1	1	0	0	0	168	213	108	83	404	+ 4	
William T. McGinty	528	101	70	171	0	2	2	0	0	0	184	239	99	177	515	+ 13	
Sherrie Miday	484	103	68	171	0	1	1	0	0	0	192	236	102	125	463	+ 21	
John P. O'Donnell	408	98	59	157	0	4	4	0	0	0	179	198	67	121	386	+ 22	
John J. Russo	189	12	25	37	0	1	1	0	0	0	88	77	39	22	138	+ 51	
Joseph D. Russo	527	102	68	170	0	0	0	1	0	1	153	229	110	205	544	- 17	
Michael J. Russo	408	105	43	148	1	2	3	1	0	1	171	185	112	88	385	+ 23	
Nancy Margaret Russo	223	105	48	153	0	1	1	0	3	3	146	119	58	53	230	- 7	
Shirley Strickland Saffold	458	99	57	156	0	0	0	1	0	1	167	214	93	140	447	+ 11	
Michael P. Shaughnessy	459	95	60	155	0	0	0	0	0	0	169	212	126	107	445	+ 14	
Brendan J. Sheehan	370	94	48	142	1	1	2	0	0	0	157	172	76	107	355	+ 15	
John D. Sutula	583	103	68	171	0	2	2	0	2	2	149	327	107	171	605	- 22	
Kathleen Ann Sutula	406	95	54	149	0	2	2	0	0	0	174	192	86	103	381	+ 25	
Joan Synenberg	374	100	58	158	0	1	1	0	0	0	190	204	79	59	342	+ 32	
Deborah M. Turner	434	91	58	149	0	0	0	0	0	0	150	209	104	120	433	+ 1	
TOTALS	14634	3300	1995	5295	9	24	33	7	14	21	5523	7242	3258	3906	14406	+ 228	

Corrections/Adjustments