



***Statistics Report  
May 2019***

***John J. Russo  
Administrative and Presiding Judge***

**TABLE OF CONTENTS**

**Criminal Statistics**

Newly Filed, Re-Activated and Transferred in Cases \_\_\_\_\_ 4

Yearly Criminal Terminations \_\_\_\_\_ 5

Pending Criminal Cases End of Period \_\_\_\_\_ 6

Clearance Rate \_\_\_\_\_ 7

Arrest to Disposition Timeline \_\_\_\_\_ 8

Average Arrest to Disposition Timeline (Jail Cases) \_\_\_\_\_ 9

Average Arrest to Disposition Timeline (Non-Jail Cases) \_\_\_\_\_ 10

Average Arrest to Disposition Timeline (Jail and Non-Jail Cases) \_\_\_\_\_ 11

Yearly Average Arrest to Disposition Timeline \_\_\_\_\_ 12

Indictments and Informations Filed With the Clerk of Courts \_\_\_\_\_ 13

Bail Case Arraignment Activity \_\_\_\_\_ 14

Overall Arraignment Statistics \_\_\_\_\_ 15

**Foreclosure Statistics**

Total Pending Judicial Foreclosure Cases Referred to Magistrates \_\_\_\_\_ 17

Total Pending Tax Lien & Certificate Cases Referred to Magistrates \_\_\_\_\_ 18

Percentage of Pending Judicial Foreclosure Cases By Filing Year \_\_\_\_\_ 19

Judicial Foreclosure Clearance Rate Year 2019 \_\_\_\_\_ 20

Avg. Number of Days to Disp. (Excl. Bank. Stays & Tax Lien & Tax Cert.) \_\_\_\_\_ 21

Avg. Number of Days to Disp. (Excl. Bank. Stays & Incl. Tax Lien & Tax Cert.) \_\_\_\_\_ 22

Total New Judicial Foreclosure Filings \_\_\_\_\_ 23

New Marsh of Lien/Quiet Title/Partition Case Filings for Years 2005 – 2019 YTD \_\_\_\_\_ 24

New Marsh of Lien/Quiet Title/Partition Case Filings by month for 2019 YTD \_\_\_\_\_ 24

New Tax Lien & Certificate Filings for Years 2005 – 2019 YTD \_\_\_\_\_ 25

New Tax Lien & Certificate Filings by Month for Year 2019 YTD \_\_\_\_\_ 25

Total New Judicial Foreclosure Filings Years 2005 – 2019 YTD \_\_\_\_\_ 26

Total New Judicial Foreclosure Filings by Month for Year 2019 YTD \_\_\_\_\_ 26

Magistrate's Monthly Reports \_\_\_\_\_ 27

Report CMSR1062 - Judicial Foreclosure Statistics by Judge \_\_\_\_\_ 35

Monthly Summary \_\_\_\_\_ 41

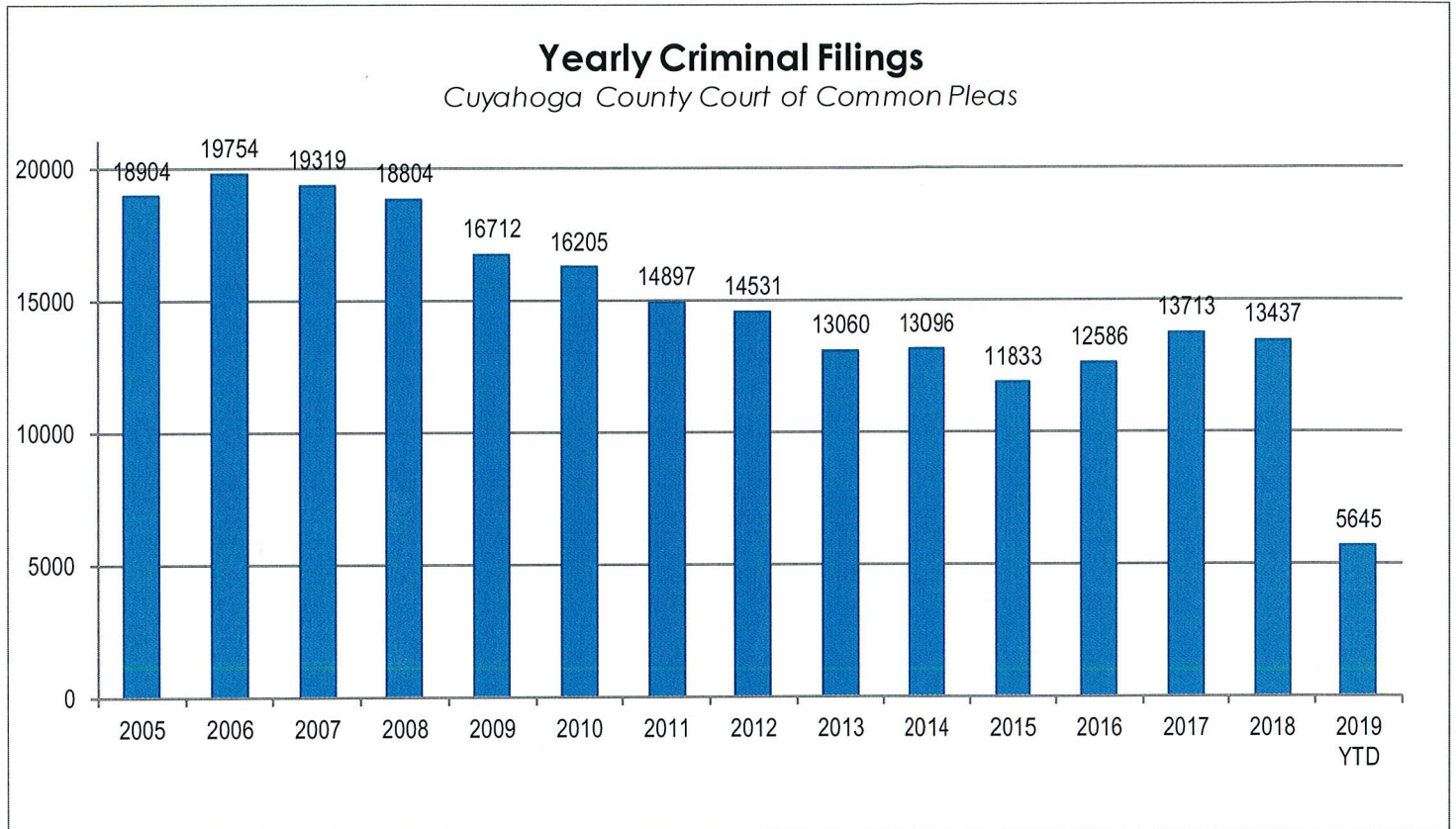
Year to Date Summary \_\_\_\_\_ 43

Corrections/Adjustments \_\_\_\_\_ 45

# *Criminal Case Statistics*

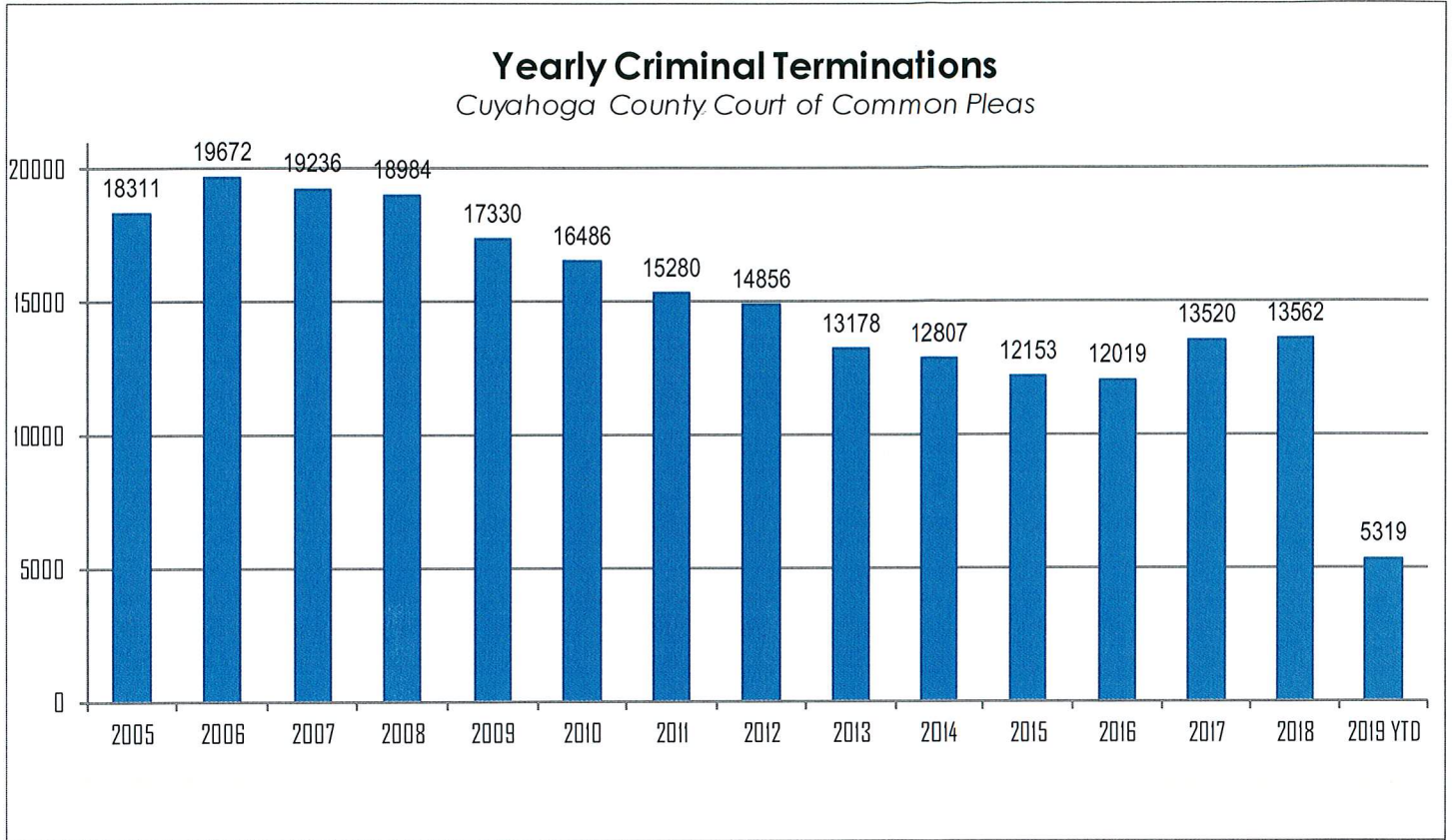
## Newly Filed, Re-Activated and Transferred in Cases

The following chart is a representation of all filed cases in Cuyahoga County Court of Common Pleas from 2005 – May 2019. Newly filed cases are defined as having been arraigned and assigned to a Judge. Re-activated cases are defined as cases where a defendant was unavailable for trial and has now become ready to proceed. Transferred cases are defined as cases moved from one judge's docket to another. This could be due to re-assignment to a Mental Health Judge or after additional information indicates that by Court rule, the case should have been assigned to another Judge.



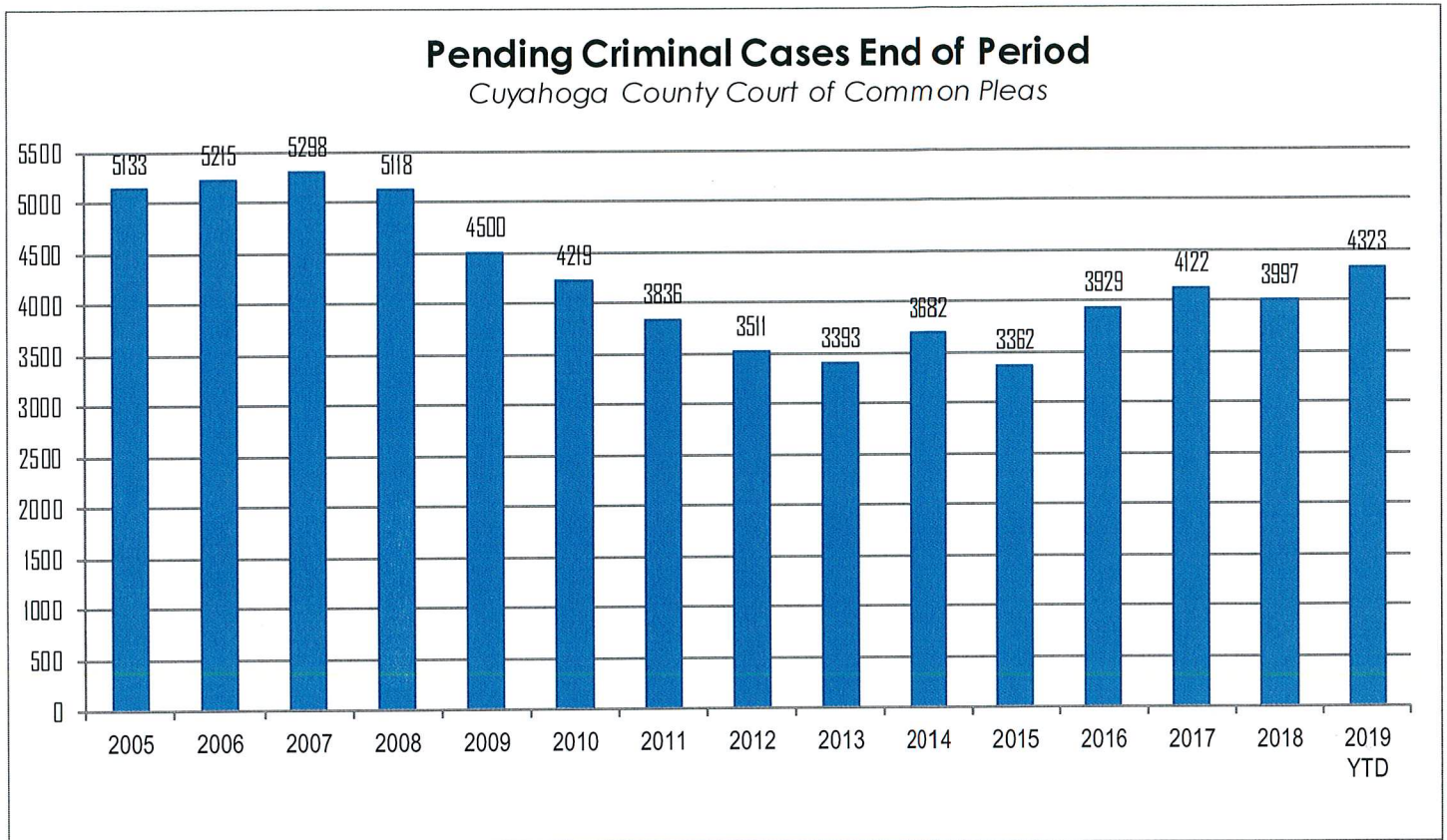
**Yearly Criminal Terminations**

The following chart represents cases that have been terminated by the court from 2005 – May 2019. These cases have been terminated either by trial; plea, dismissal or a defendant is unavailable for trial or sentencing.



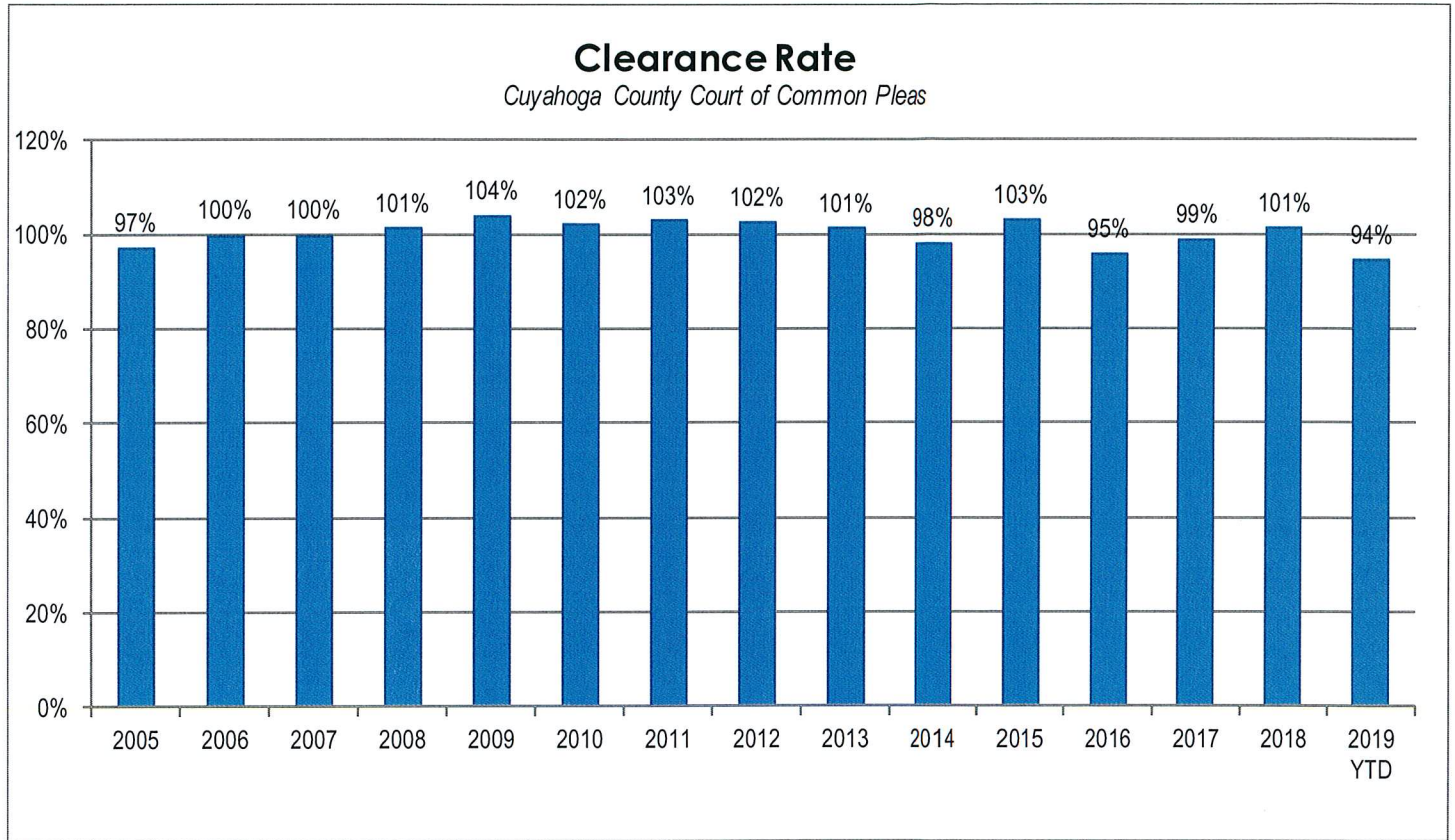
## Pending Criminal Cases End of Period

The following chart represents the total number of cases pending at the end of the reporting period from 2005 – May 2019. Pending criminal cases at the end of the period is determined by adding the total number of pending cases at the beginning of the reporting period, and all newly filed, re-activated and transferred in cases. The total number of cases terminated in the period is subtracted from the sum total pending at the beginning of the period to give the value pending at the end of the period.



## Clearance Rate

The Clearance Rate is the total number of outgoing cases as a percentage of the number of incoming cases. Clearance rate measures whether the court is keeping up with its incoming caseload. If cases are not disposed in a timely manner, a backlog of cases awaiting disposition will grow. A Clearance Rate of 100% indicates that at least as many cases have been filed, reopened, or reactivated in a period have been disposed.



## ***Arrest to Disposition Timeline***

Arrest to disposition timeline is a method to measure how felony cases flow through the Cuyahoga County Criminal Justice System. By capturing how long a case takes to move from stage to stage, we can examine where problems may exist and where potential improvements in case processing can be made.

The source data was extracted from the Cuyahoga County Court of Common Pleas Case Management System. The overall population of sample data was based on cases terminated in a given month excluding cases that have gone through diversion programs. A case is defined as a defendant and all charges involved in a single incident. The period for the extracted data is from May 2019.

The stages examined were:

Arrest to Indictment  
Indictment to Arraignment  
Arraignment to 1<sup>st</sup> Pre-Trial  
1<sup>st</sup> Pre-Trial to Plea/Trial  
Plea/Trial to Termination

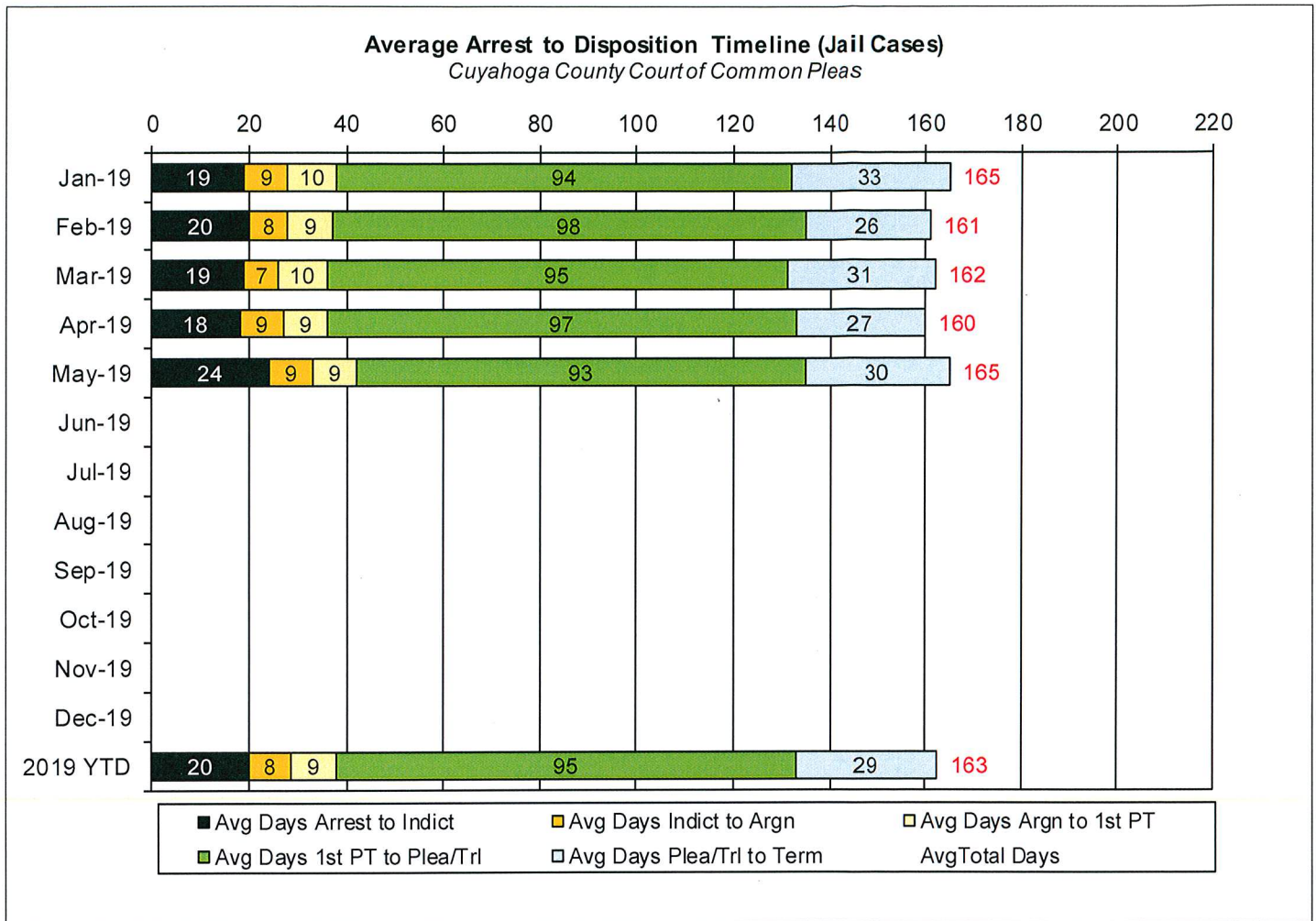
Due to the fact that each case may or may not have all of the stage date elements, a method to arrive at stage averages was applied. For a case to be included in the average for a stage there would need to be both dates for the given stage. A case would be included in the Arrest to Indictment stage if both arrest date and indictment date were available. This method was applied to each of the five stages. Next we calculated the total number of cases that met the date criteria for each of the ranges and also the total number of days between each date. To arrive at an average, the total number of days for each case in each range was calculated and divided by the total number of cases that met the date criteria. If a case had a time period or periods where the defendant was capiased or referred to the Psych Clinic, that amount of time was subtracted from the appropriate range. For re-indicted cases, the original arrest date is used.

The following three charts are for Jail, Non-Jail and combined Jail and Non-Jail cases. Jail and Non-Jail cases are defined by the posting of bond prior to plea or trial.



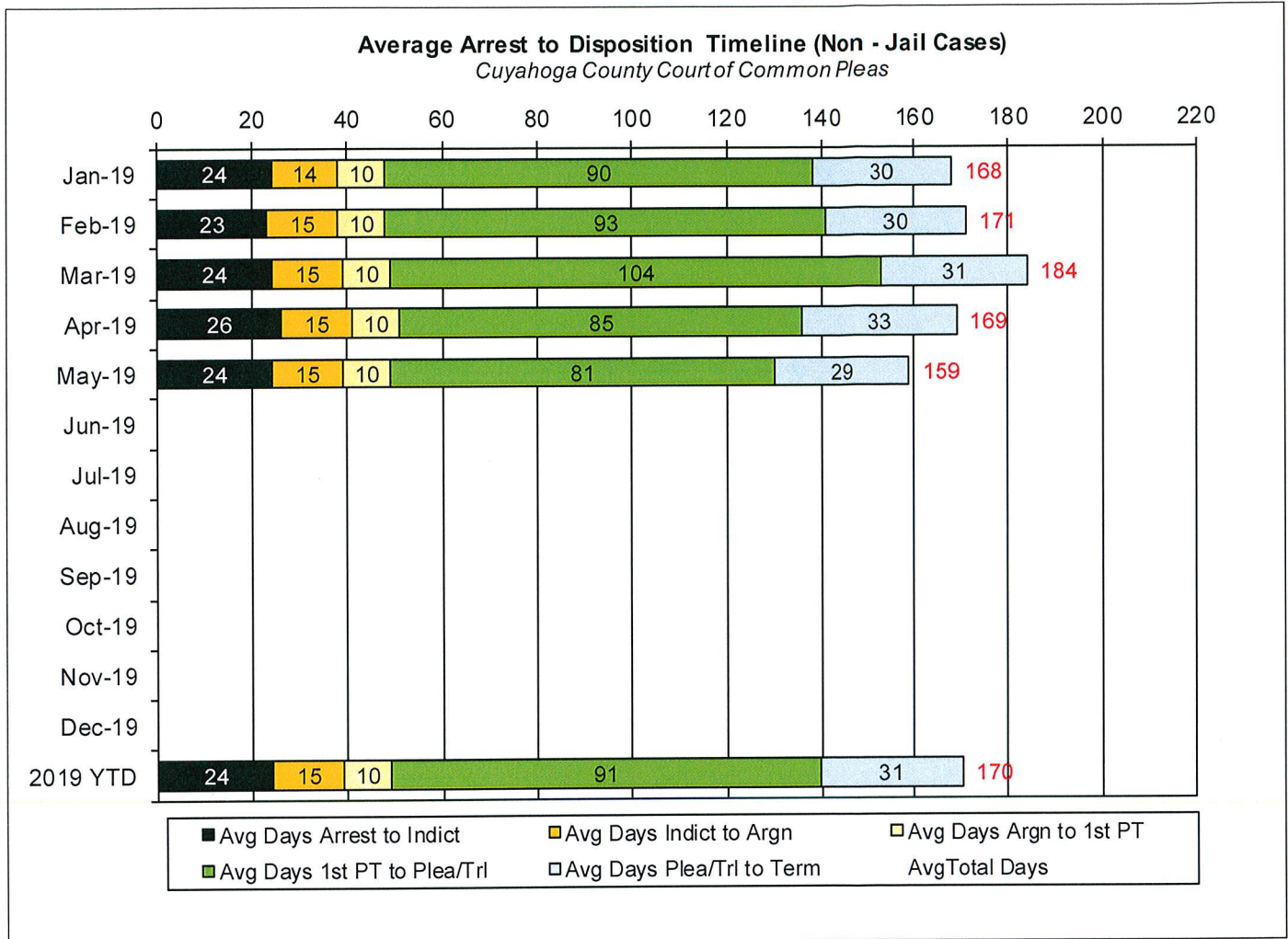
# CUYAHOGA COUNTY COMMON PLEAS COURT

## Average Arrest to Disposition Timeline (Jail Cases)



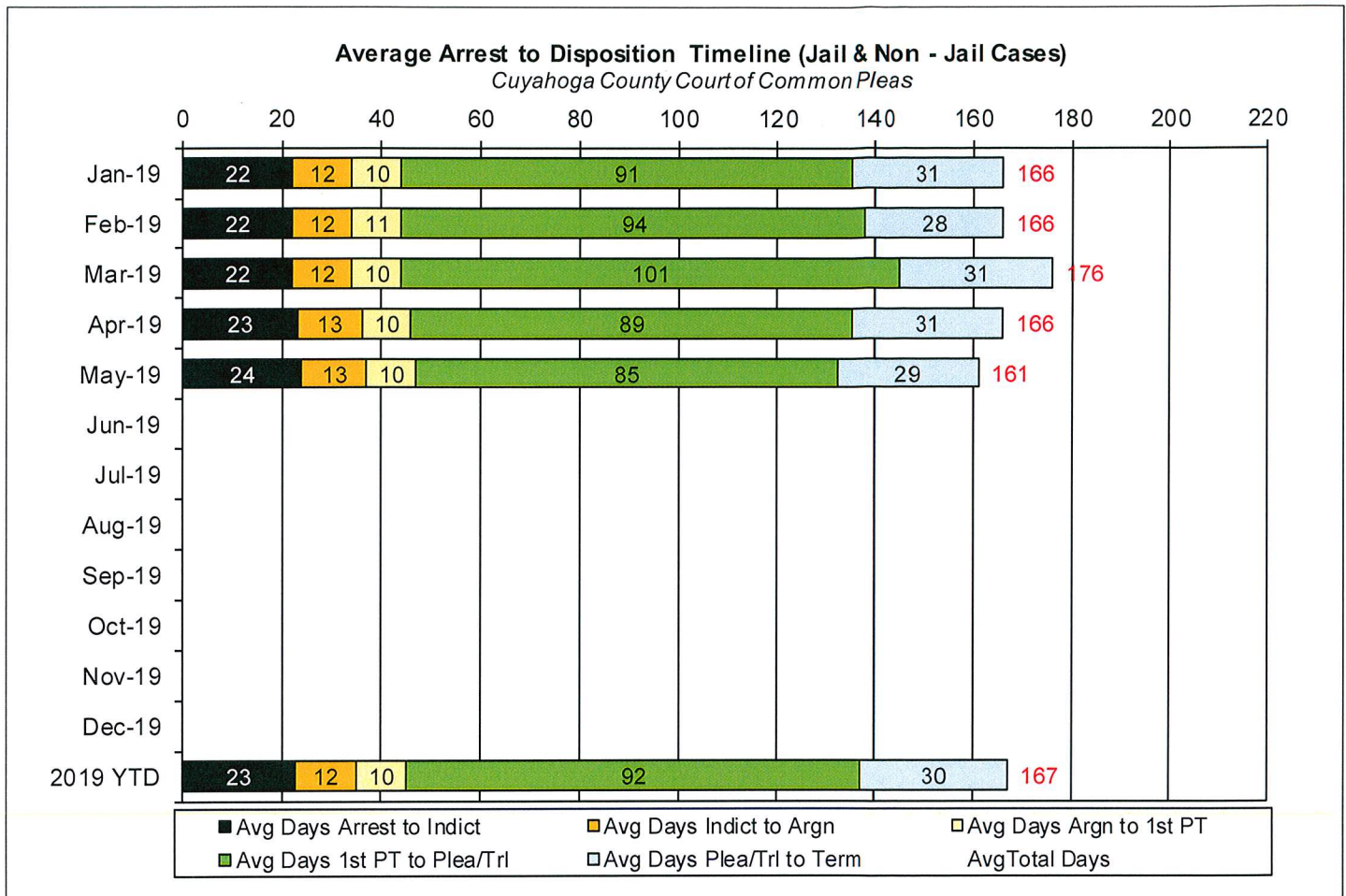
# CUYAHOGA COUNTY COMMON PLEAS COURT

## Average Arrest to Disposition Timeline (Non-Jail Cases)



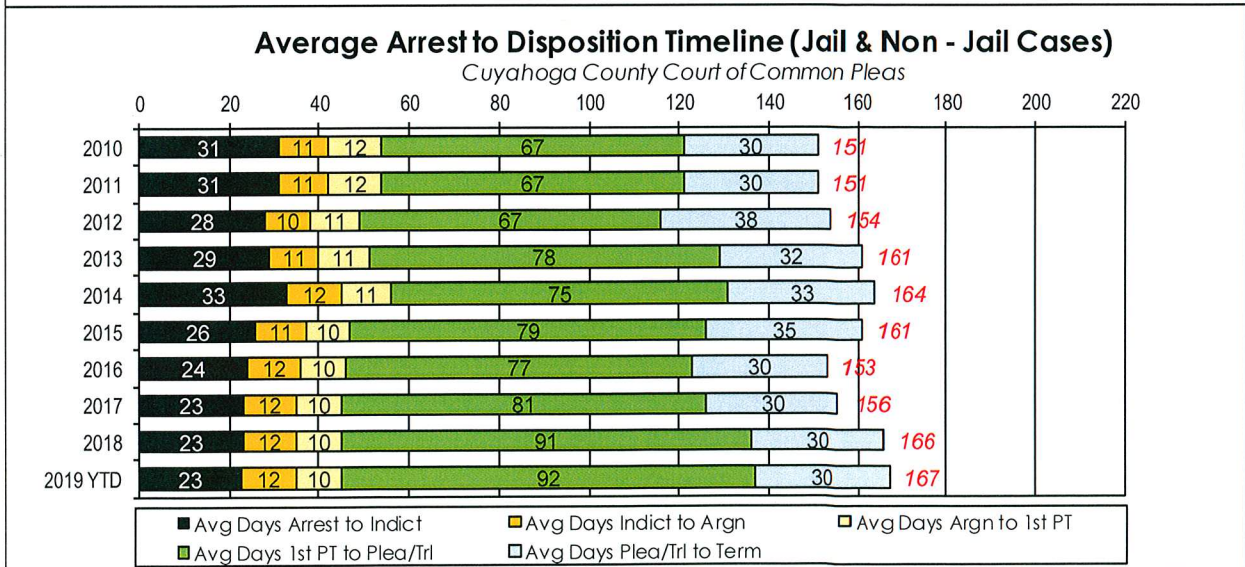
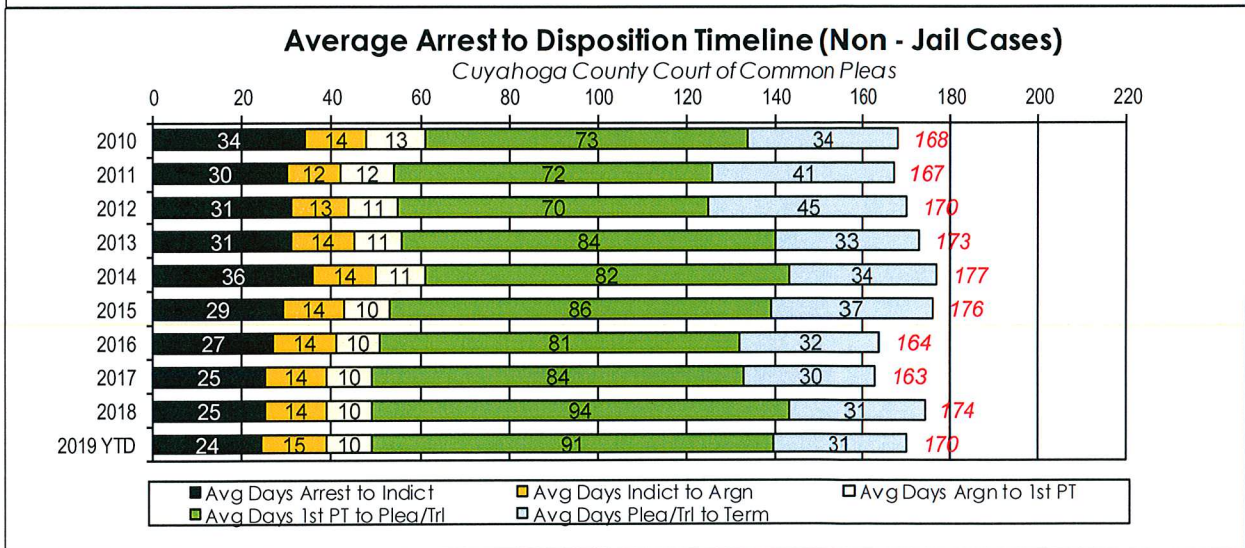
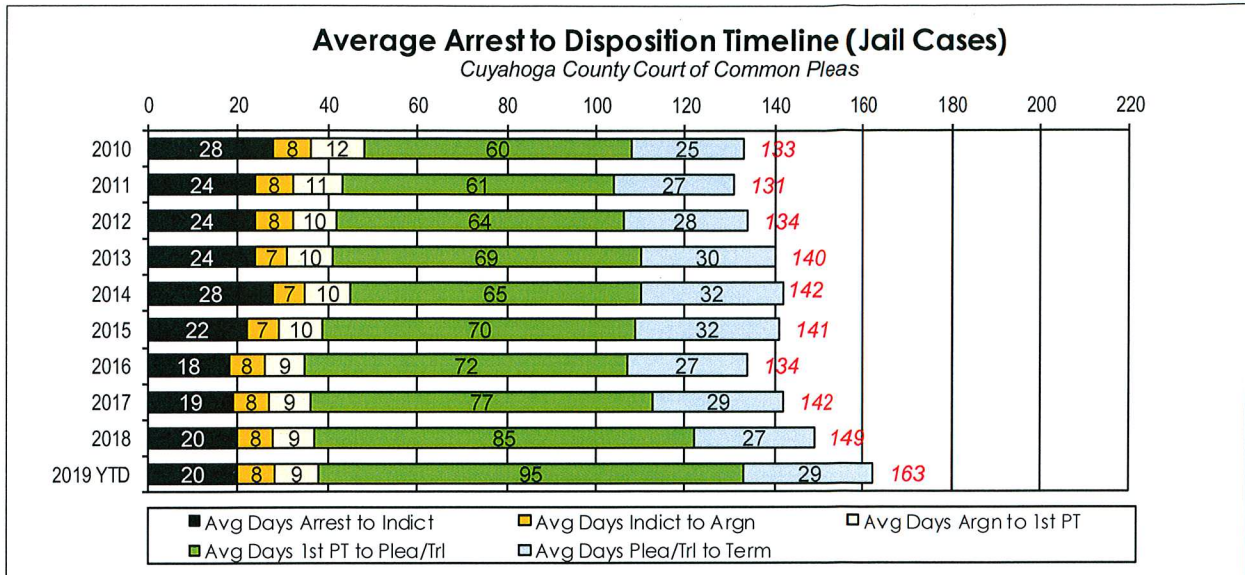
# CUYAHOGA COUNTY COMMON PLEAS COURT

## Average Arrest to Disposition Timeline (Jail and Non-Jail Cases)



# CUYAHOGA COUNTY COMMON PLEAS COURT

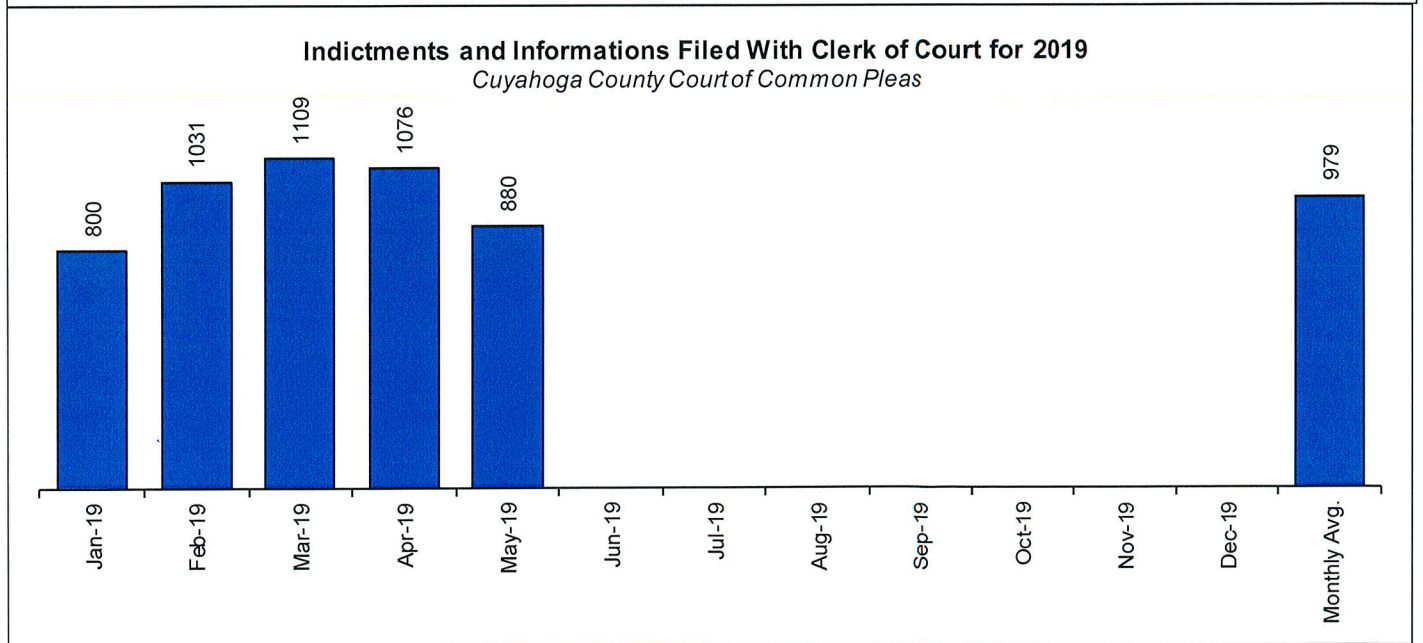
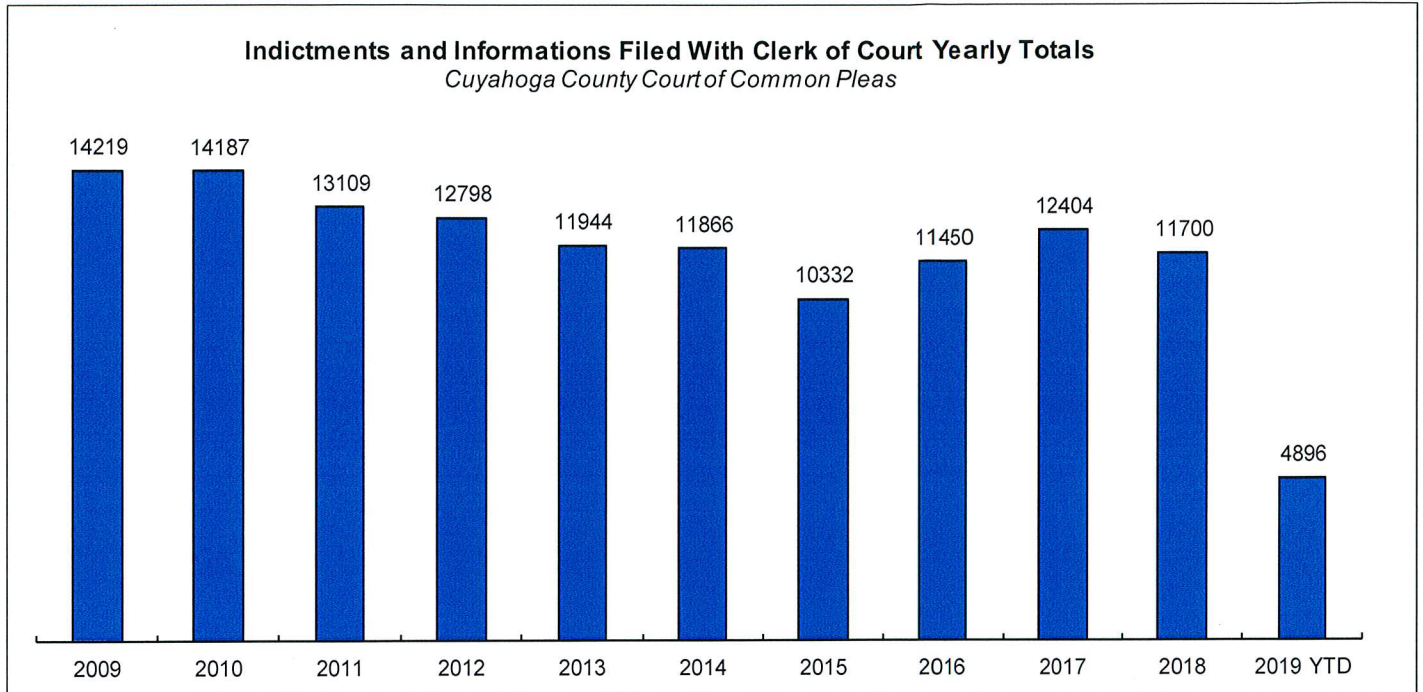
## Yearly Average Arrest to Disposition Timeline



# CUYAHOGA COUNTY COMMON PLEAS COURT

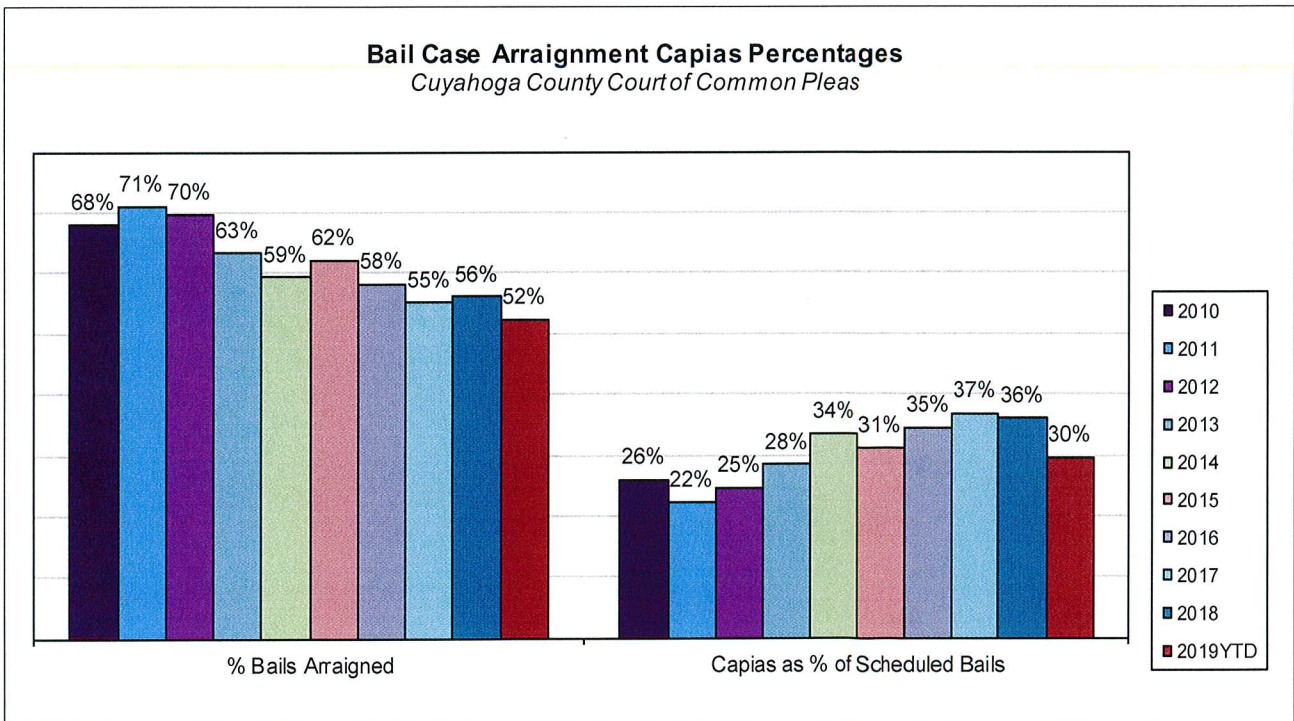
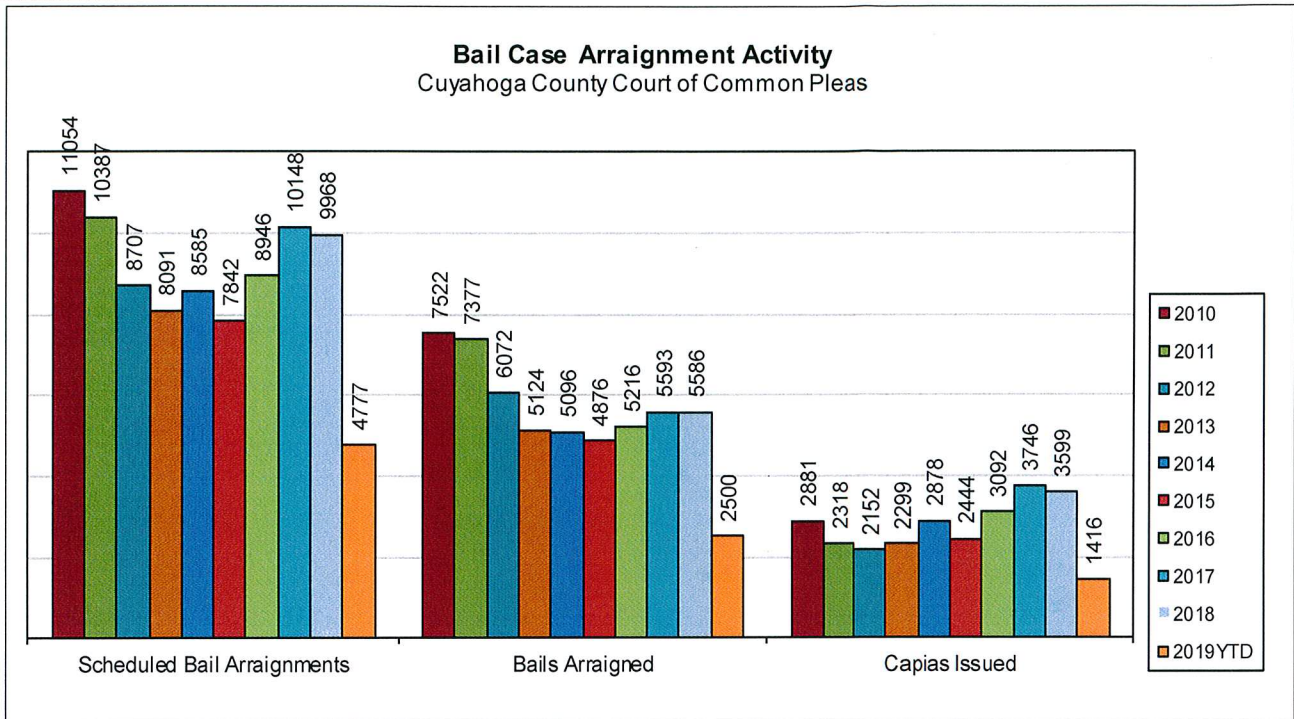
## ***Indictments and Informations Filed With the Clerk of Courts***

The following charts are reflective of Indictments and Informations filed with the Criminal Clerk of Courts from 2000. The source for this information was the Criminal Clerk's Office.



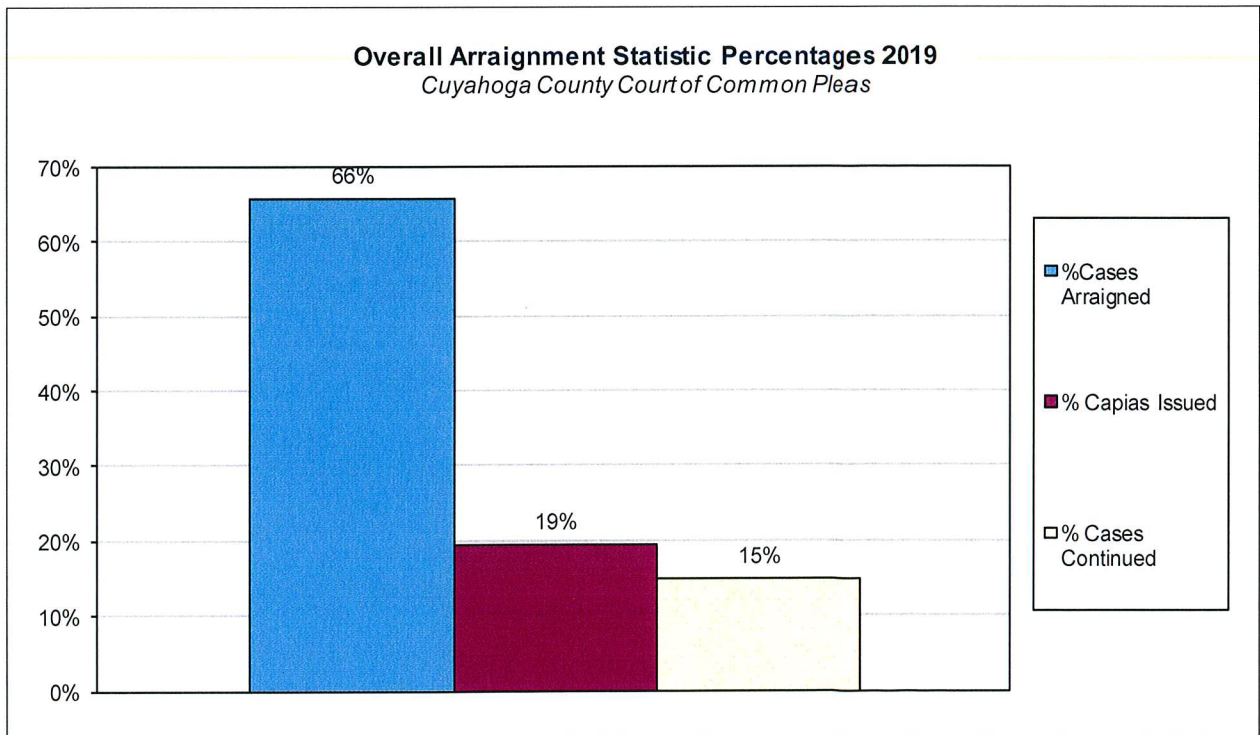
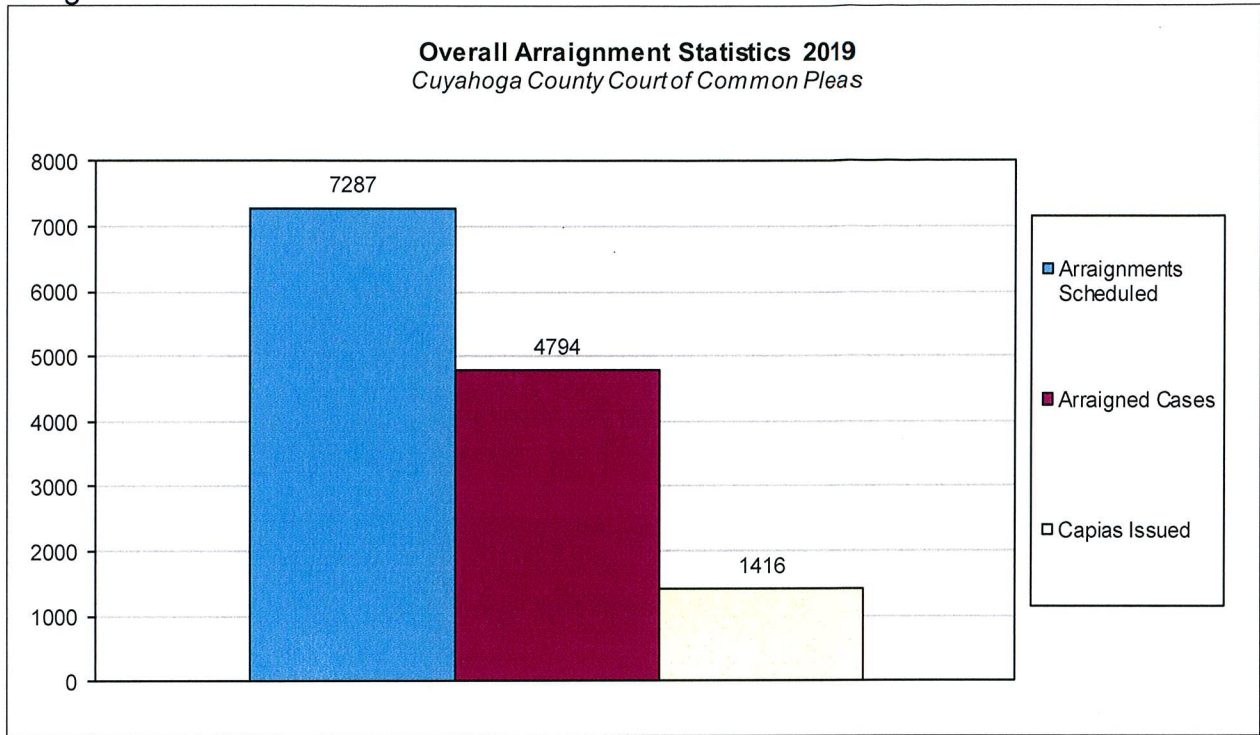
## Bail Case Arraignment Activity

The following charts are reflective of arraignment activity where the defendant was not incarcerated at the time of arraignment. The source for this information was the Criminal Records Department.



## Overall Arraignment Statistics

The arraignment statistics were provided by the Criminal Records Department. They are provided to give a representation of arraignment activity in the Court in 2019. These statistics include jail and non – jail arraignments.



# Judicial Foreclosure Statistics<sup>1</sup>

---

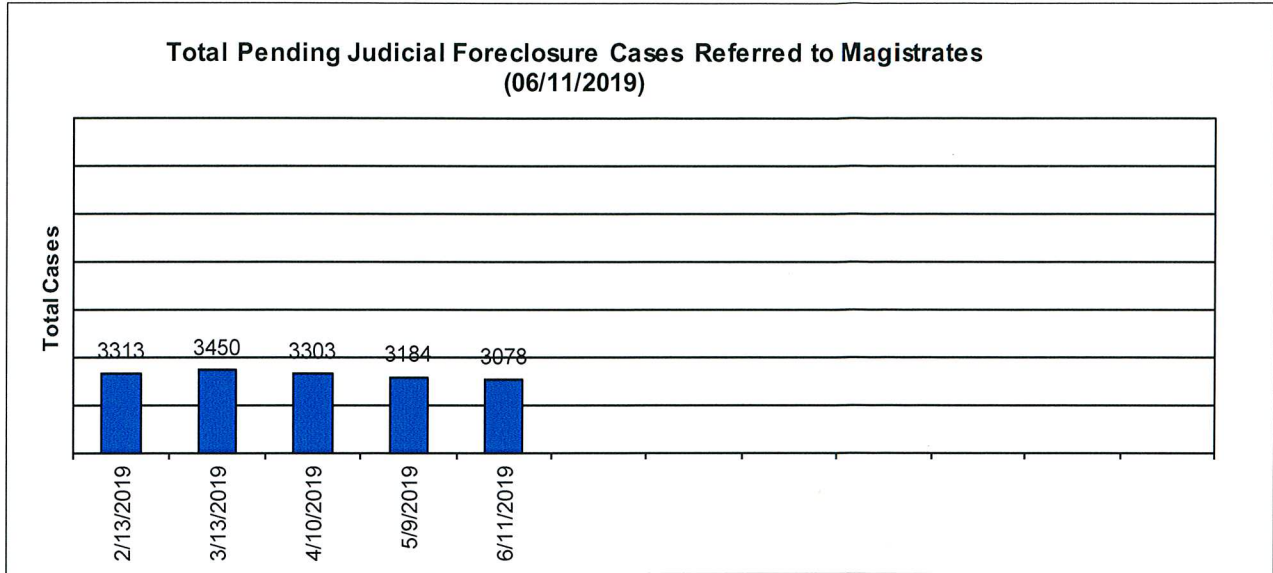
<sup>1</sup> For clarification purposes, Foreclosure cases in this report are identified as Judicial Foreclosure filings (filing codes 1460 (Foreclosure Marsh. Of Lien), 1465(Tax Lien), 1466 (Tax Certificate), 1470 (Quiet Title), and 1480 (Partition)). These cases are different from Board of Revision Foreclosures, which are not reported here.



# CUYAHOGA COUNTY COMMON PLEAS COURT

## **Total Pending Judicial Foreclosure Cases Referred to Magistrates**

The following chart is a display of the total number of pending Judicial Foreclosure cases referred to the Magistrates on specific dates. The table below shows the number of these cases pending from each year since 2005.

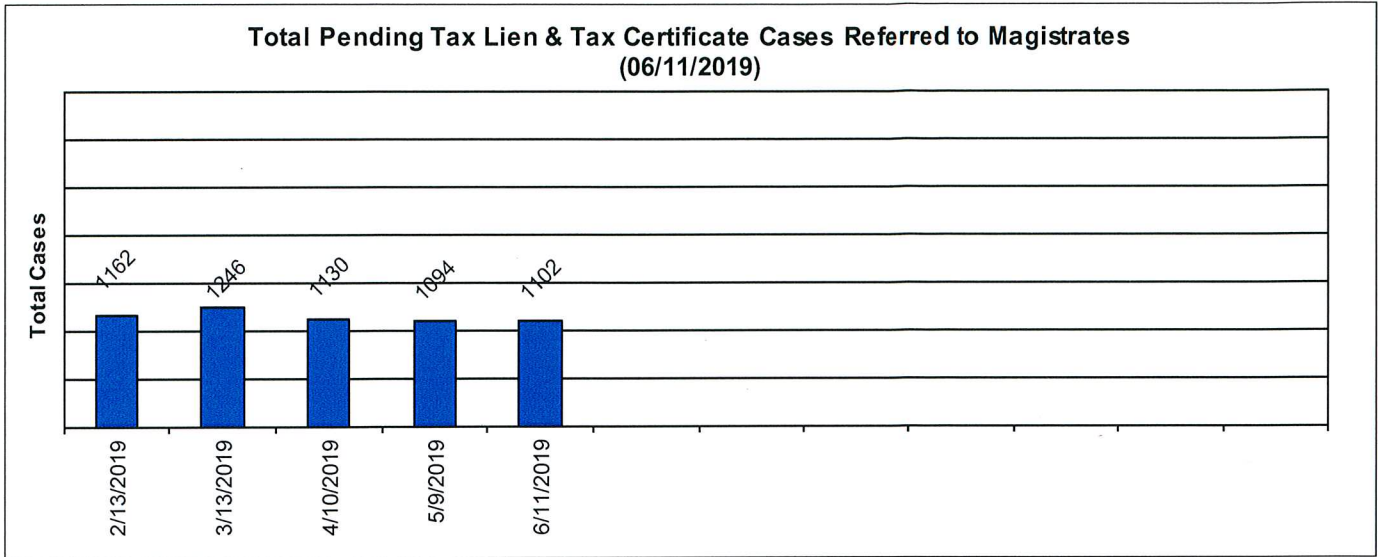


	As of:	2/13/2019	3/13/2019	4/10/2019	5/9/2019	6/11/2019								
<b>Year</b>														
1993			1	1	1	0								
2005		1	1	1	1	1								
2006		0	0	0	0	1								
2007		0	0	0	0	0								
2008		0	0	0	0	0								
2009		1	1	1	1	1								
2010		3	3	3	2	2								
2011		4	3	3	3	3								
2012		3	3	3	3	2								
2013		4	4	5	3	3								
2014		15	15	15	14	14								
2015		20	19	16	15	14								
2016		58	49	43	35	29								
2017		218	195	156	137	108								
2018		2536	2237	1872	1525	1183								
2019		450	919	1184	1444	1717								
<b>Total</b>		<b>3313</b>	<b>3450</b>	<b>3303</b>	<b>3184</b>	<b>3078</b>								

# CUYAHOGA COUNTY COMMON PLEAS COURT

## **Total Pending Tax Lien & Certificate Cases Referred to Magistrates**

The following chart is a display of the number of pending tax Judicial Foreclosure cases referred to the Magistrates on specific dates. The table below shows the number of pending tax Judicial Foreclosure cases in each year since 2005.




	As of:	2/13/2019	3/13/2019	4/10/2019	5/9/2019	6/11/2019							
<b>Year</b>													
2005		0	0	0	0	0							
2006		0	0	0	0	0							
2007		0	0	0	0	0							
2008		0	0	0	0	0							
2009		1	1	1	1	1							
2010		1	1	1	0	0							
2011		3	2	2	2	2							
2012		3	3	3	3	2							
2013		2	2	3	2	1							
2014		5	6	6	6	7							
2015		3	4	3	4	4							
2016		9	7	6	4	3							
2017		28	26	20	12	9							
2018		1047	903	730	607	460							
2019		60	291	355	453	613							
<b>Total</b>		<b>1162</b>	<b>1246</b>	<b>1130</b>	<b>1094</b>	<b>1102</b>							

# CUYAHOGA COUNTY COMMON PLEAS COURT

## **Percentage of Pending Judicial Foreclosure Cases By Filing Year**

The following chart is a representation of the total number of pending Judicial Foreclosure cases by filing year expressed as a percentage on a specific date. The table below is the supporting data for this chart.

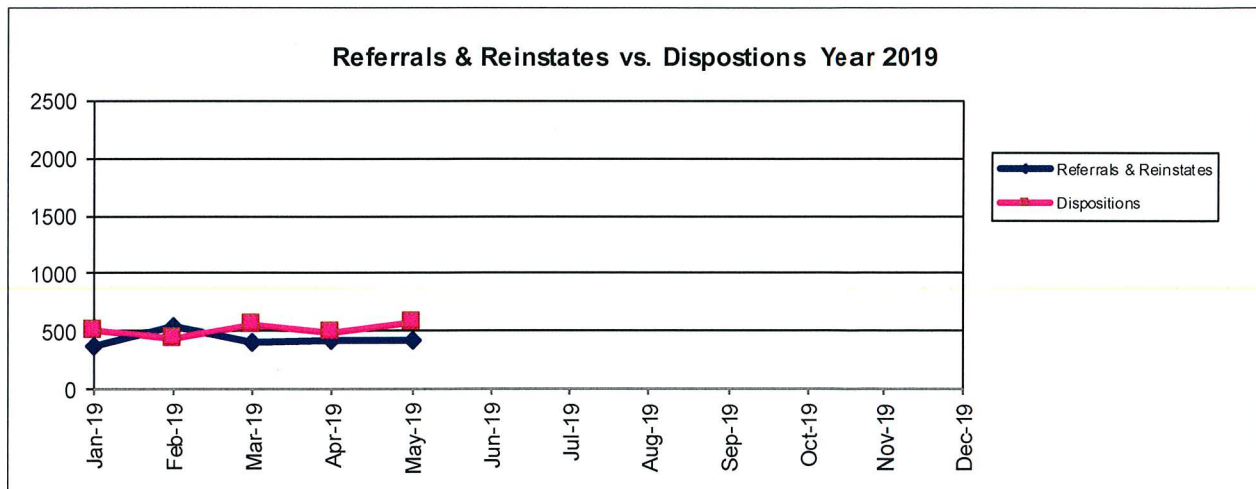
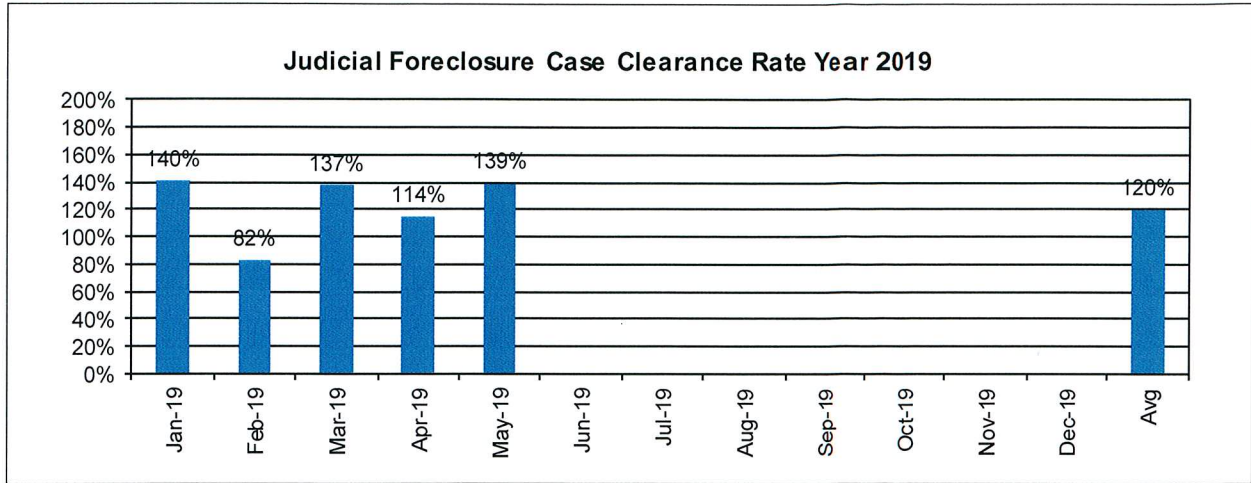


	<b>As of:</b>	6/11/2019	% of Total
<b>Year</b>			
1993		0	0.00%
2005		1	0.03%
2006		1	0.03%
2007		0	0.00%
2008		0	0.00%
2009		1	0.03%
2010		2	0.06%
2011		3	0.10%
2012		2	0.06%
2013		3	0.10%
2014		14	0.45%
2015		14	0.45%
2016		29	0.94%
2017		108	3.51%
2018		1183	38.43%
2019		1717	55.78%
<b>Total</b>		3078	100.00%

# CUYAHOGA COUNTY COMMON PLEAS COURT

## Judicial Foreclosure Clearance Rate Year 2019

The Clearance Rate is the number of outgoing cases as a percentage of the number of incoming cases. Clearance rate measures whether the court is keeping up with its incoming caseload. If cases are not disposed in a timely manner, a backlog of cases awaiting disposition will grow. A Clearance Rate of 100% indicates that at least as many cases as have been filed, reopened, or reactivated in a period have been disposed.

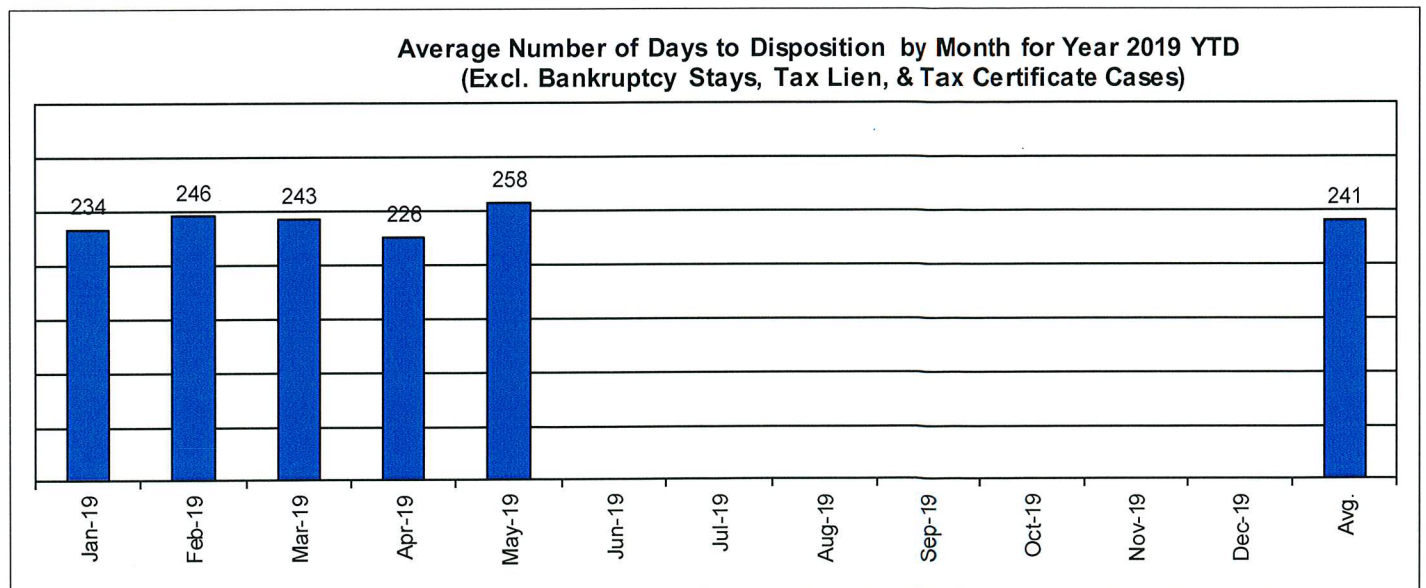
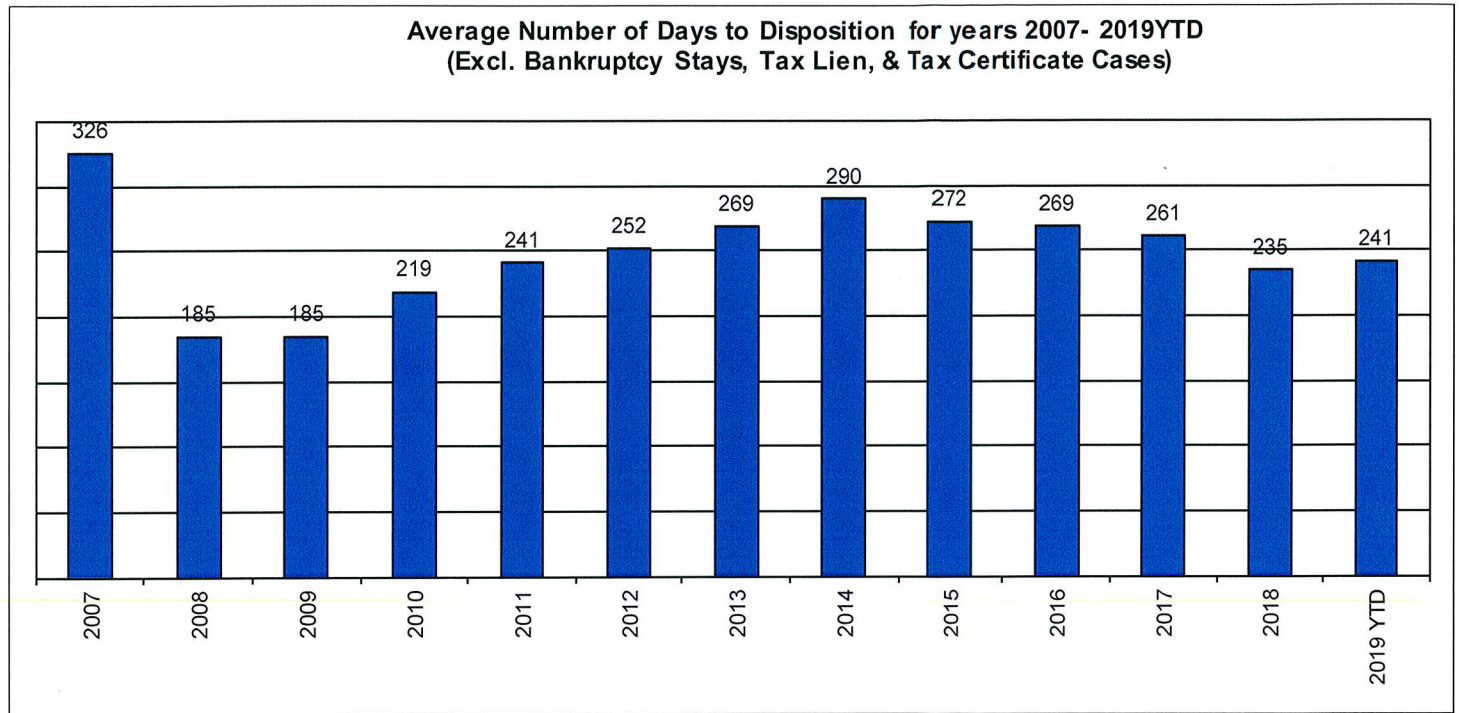


	Referrals & Reinstates	Dispositions	Clearance Rate
Jan-19	363	508	140%
Feb-19	537	441	82%
Mar-19	406	555	137%
Apr-19	421	481	114%
May-19	416	578	139%
Jun-19			
Jul-19			
Aug-19			
Sep-19			
Oct-19			
Nov-19			
Dec-19			
Avg	429	513	120%
Total	2143	2563	

# CUYAHOGA COUNTY COMMON PLEAS COURT

## **Avg. Number of Days to Disp. (Excl. Bank. Stays & Tax Lien & Tax Cert.)**

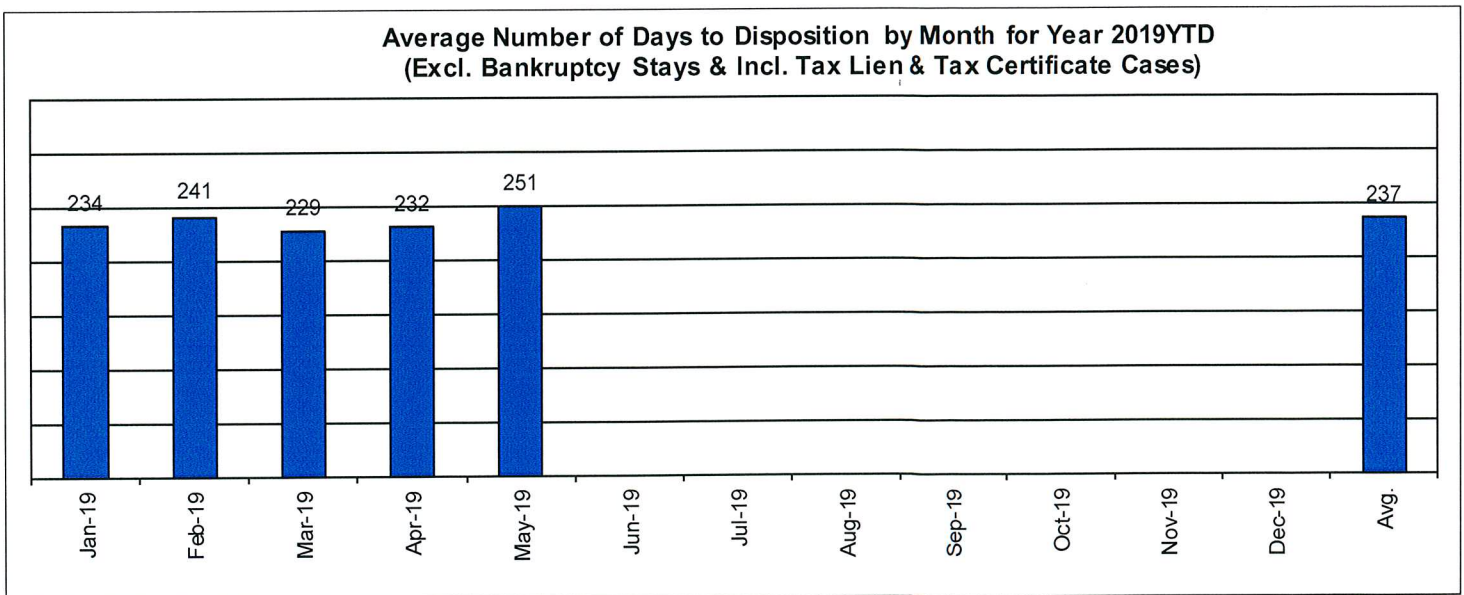
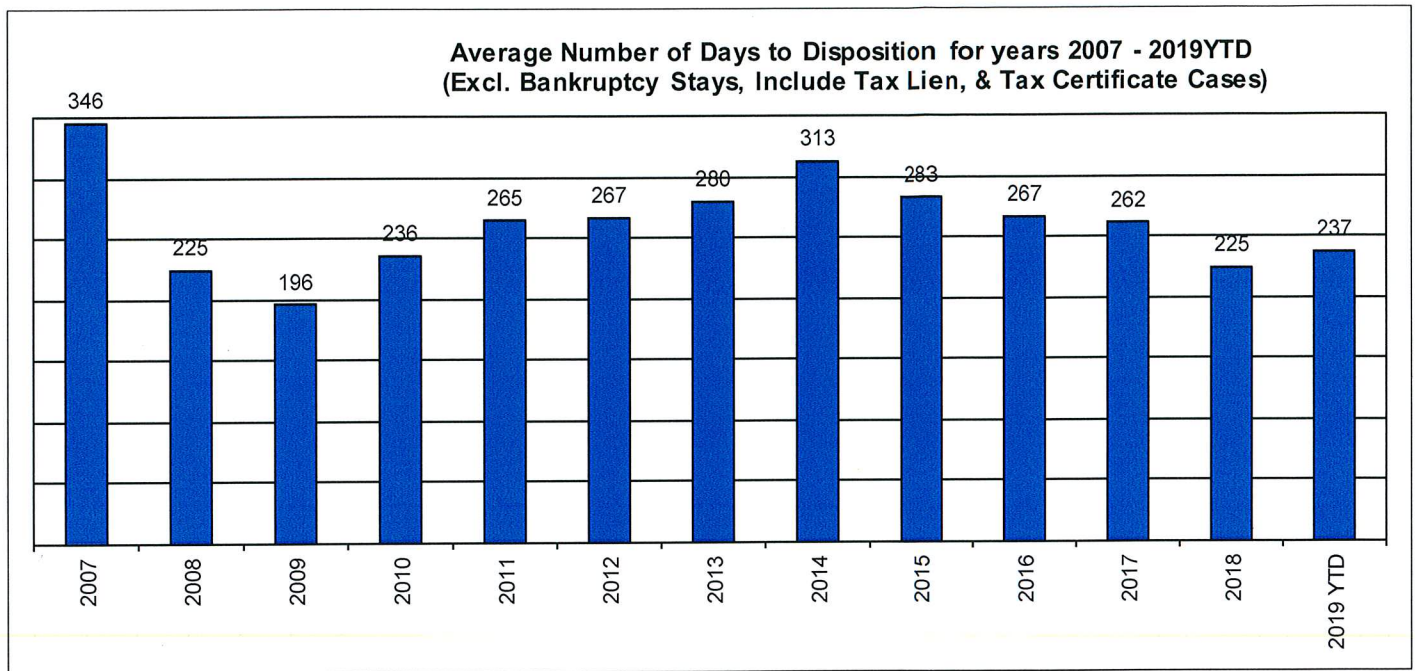
The average number of days to disposition is the number of days from filing to a final disposition entry being filed with the Clerk of Court. The data sample is based on all judicial foreclosure cases terminated by decree or dismissal (cases terminated by bankruptcy are not included) in a month. Each case is examined to determine the number of days between filing and termination with the periods that a case may have been in bankruptcy subtracted. Adding the total days of all of the cases minus bankruptcy periods and dividing by the total number of cases calculates the average. In the following chart, tax judicial foreclosure cases are excluded.



# CUYAHOGA COUNTY COMMON PLEAS COURT

## **Avg. Number of Days to Disp. (Excl. Bank. Stays & Incl. Tax Lien & Tax Cert.)**

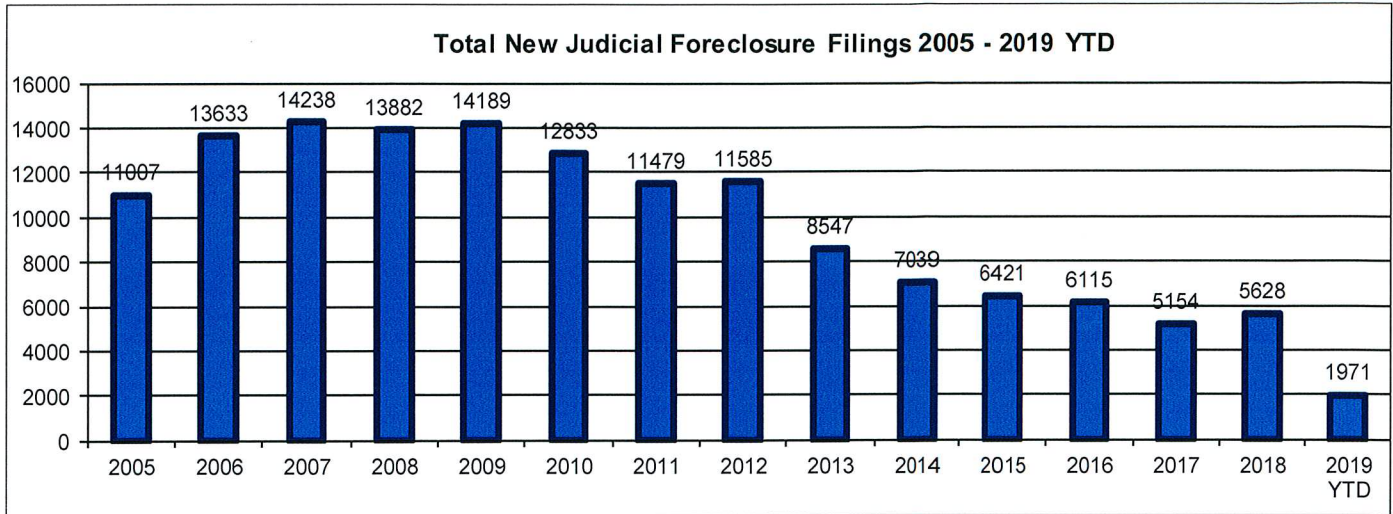
The average number of days to disposition is the number of days from filing to a final disposition entry being filed with the Clerk of Court. The data sample is based on all Judicial Foreclosure cases terminated by decree or dismissal (cases terminated by bankruptcy are not included) in a month. Each case is examined to determine the number of days between filing and termination with the periods that a case may have been in bankruptcy subtracted. Adding the total days of all of the cases minus bankruptcy periods and dividing by the total number of cases calculates the average. In the following chart, all types of Judicial Foreclosure cases are included.



## Total New Judicial Foreclosure Filings

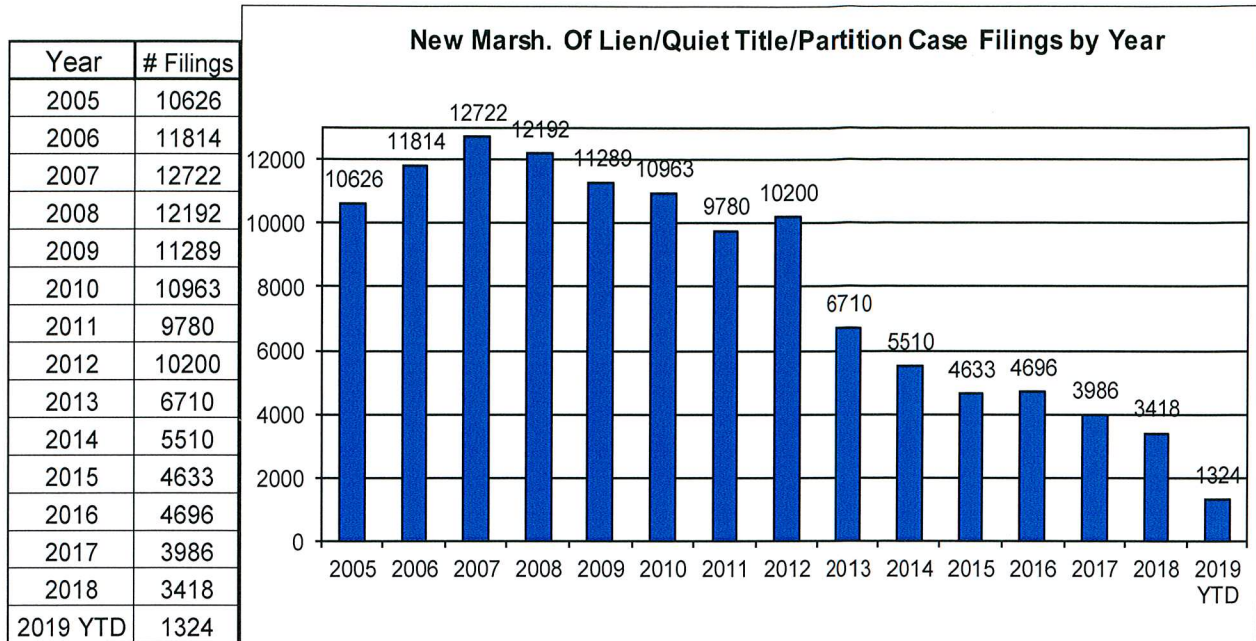
The following charts are provided as a historical view of new judicial foreclosure filings.

1. Total New Judicial Foreclosure Filings from 2005 – 2019 by year
2. Total New Marsh of Lien/Quiet Title/Partition Filings from 2005 – 2019 by month
3. Total New Tax Lien & Tax Certificate Filings for 2005 – 2019 by month
4. Total New Judicial Foreclosure Filings from 2005 – 2019 by month

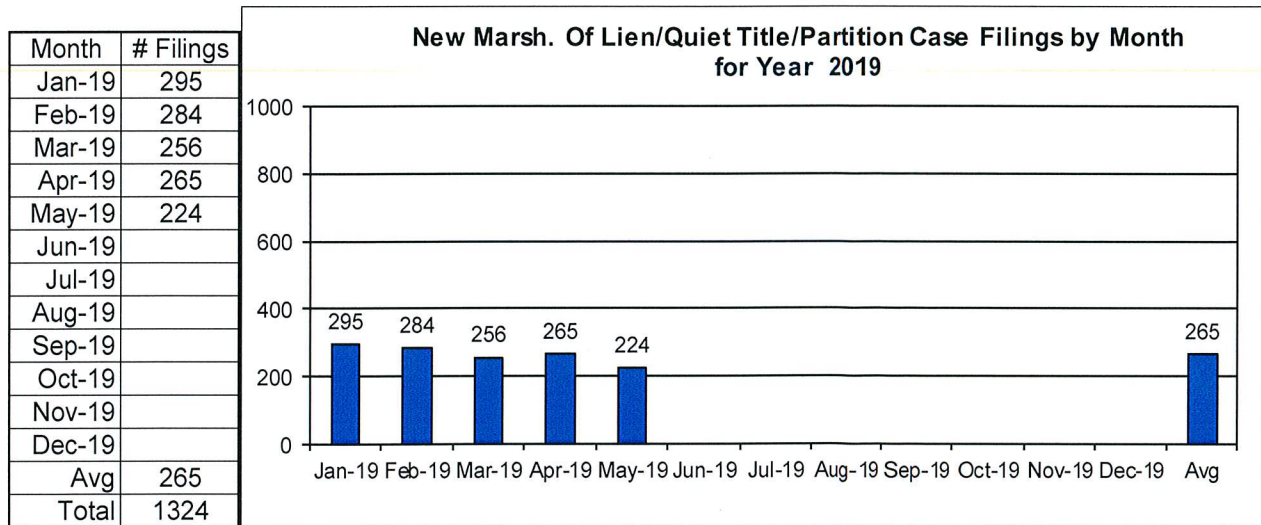


# CUYAHOGA COUNTY COMMON PLEAS COURT

## ***New Marsh of Lien/Quiet Title/Partition Case Filings for Years 2005 – 2019 YTD***



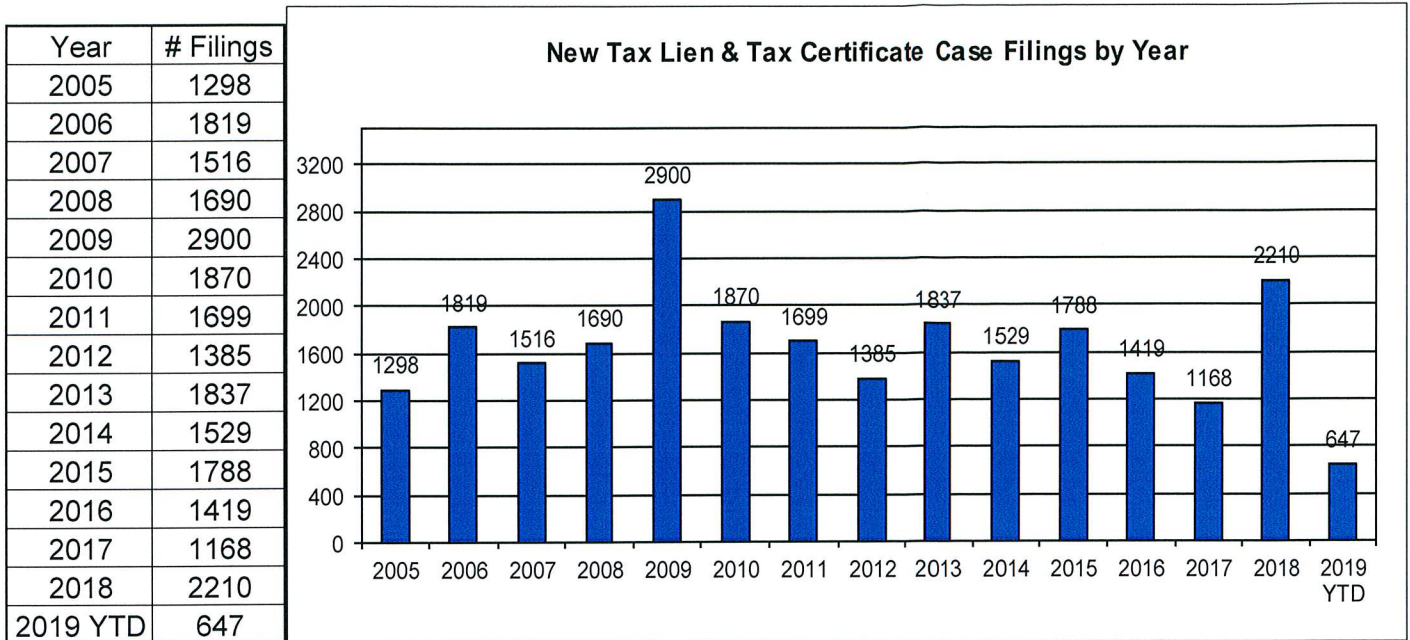
## ***New Marsh of Lien/Quiet Title/Partition Case Filings by month for 2019 YTD***



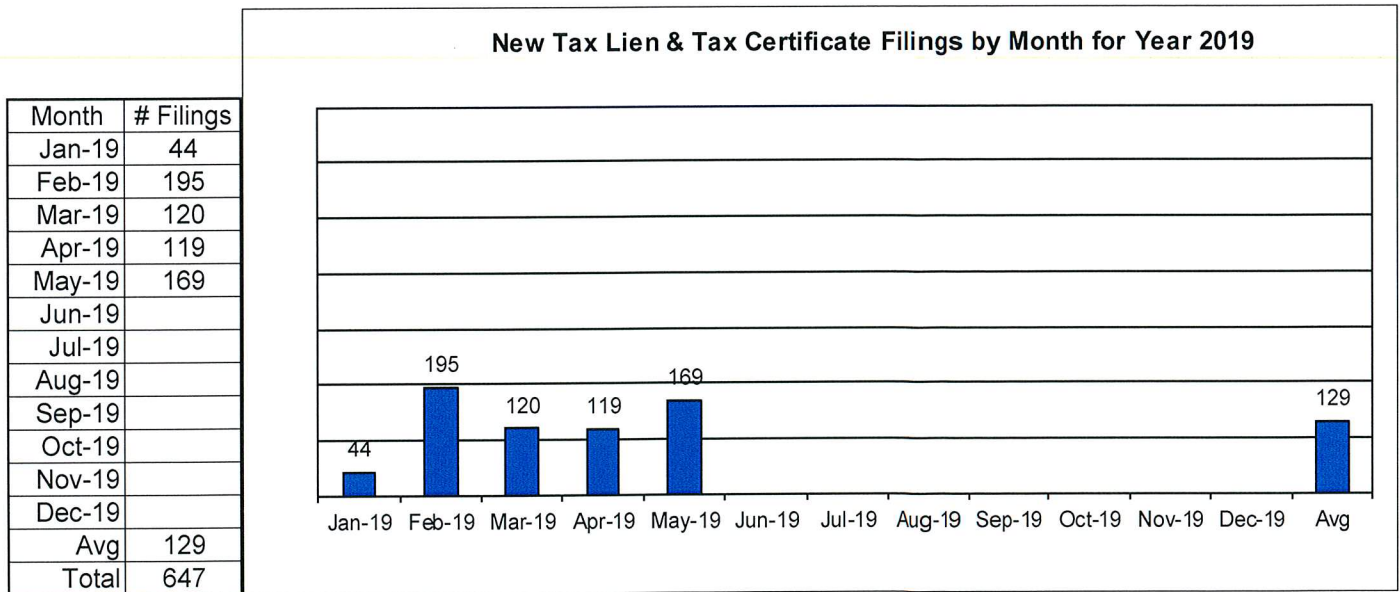


# CUYAHOGA COUNTY COMMON PLEAS COURT

## New Tax Lien & Certificate Filings for Years 2005 – 2019 YTD



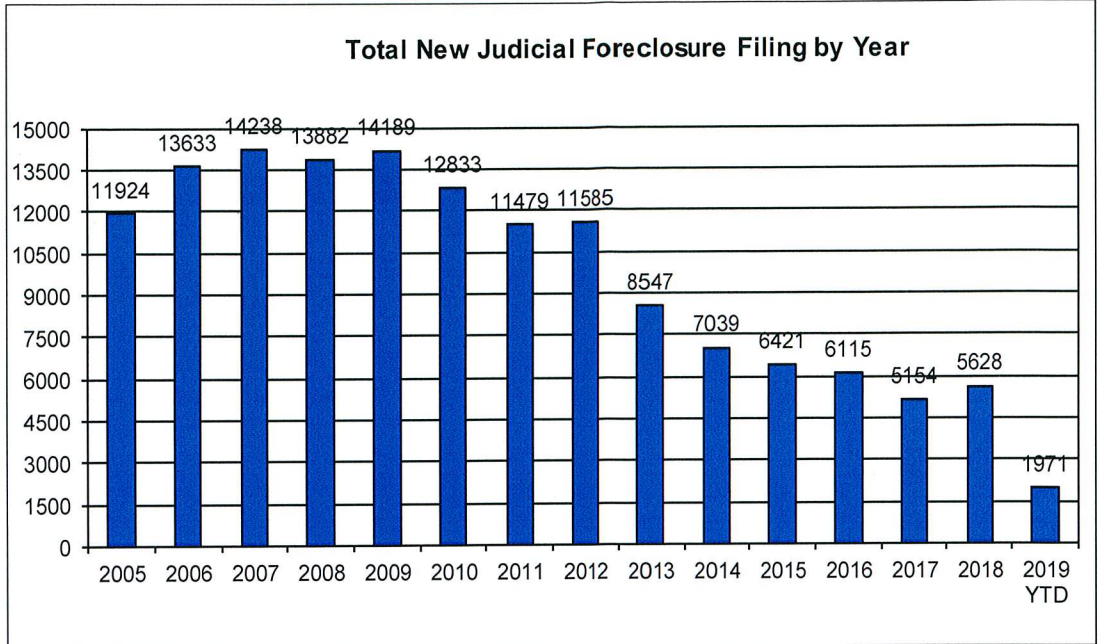
## New Tax Lien & Certificate Filings by Month for Year 2019 YTD



# CUYAHOGA COUNTY COMMON PLEAS COURT

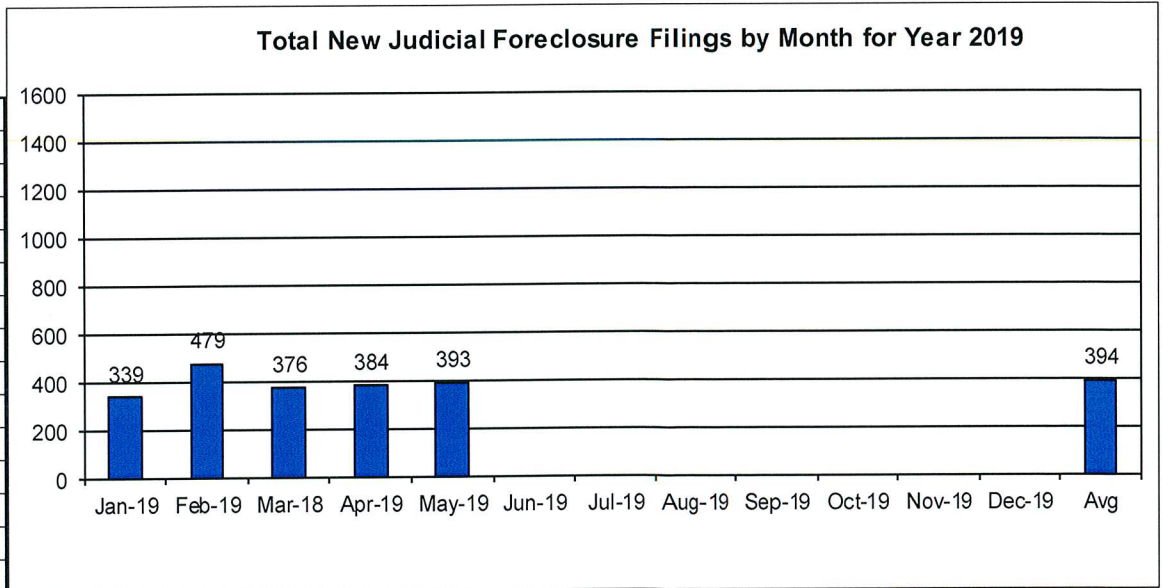
## Total New Judicial Foreclosure Filings Years 2005 – 2019 YTD

Year	# Filings
2005	11924
2006	13633
2007	14238
2008	13882
2009	14180
2010	12833
2011	11479
2012	11585
2013	8547
2014	7039
2015	6421
2016	6115
2017	5154
2018	5628
2019YTD	1971



## Total New Judicial Foreclosure Filings by Month for Year 2019 YTD

Month	# Filings
Jan-19	339
Feb-19	479
Mar-18	376
Apr-19	384
May-19	393
Jun-19	
Jul-19	
Aug-19	
Sep-19	
Oct-19	
Nov-19	
Dec-19	
Avg	394
Total	1971



## ***Magistrate's Monthly Reports***

The Magistrates' Monthly Report consists of 5 reports. Below is a description of each.

### **Magistrate's Monthly Supplemental Journal Entry Report (R415)**

Retrieves total number of supplemental entries and Decrees of Confirmation of Sheriff's sale created during a specific period. A supplemental entry is any journal created by a magistrate, which does not close out a case. For example, any magistrate's order (MG) setting a hearing, any journal entry (JE) ruling on a motion, journals confirming Sheriff's sales, etc.).

### **Magistrate's Full Disposition Count by Magistrate Report (R413)**

Retrieves total number of cases disposed of during a specific period. The dispositions are grouped by Magistrate and then broken down by the type of disposition (i. e. Default, Dismissed with Prejudice, Dismissed without Prejudice, etc.) This report can be printed three different ways. Including tax cases (Full Dispositions), excluding tax cases (Non-Tax Dispositions), and Tax cases only (Tax Dispositions).

### **Magistrate's Monthly Cases Referred/Reinstated Report (R418)**

Retrieves newly filed cases referred to the Magistrates Dept. and cases previously disposed by the Magistrates Dept. that are reinstated and re-referred to the magistrates. The cases are separated by Tax (filing code 1465; Tax Judicial Foreclosure & 1466; Tax Certificate Judicial Foreclosure) and Non-Tax (1460; Judicial Foreclosure Marsh. Of Lien, 1480; Partition, 1470; Quiet Title, misc. (i. e. 1391; Contract Other, etc.).

### **Magistrate's Monthly Hearing Totals Report (R3146)**

Retrieves total number of hearings held during one month. The hearings are grouped by Magistrate and then broken down by what type hearing was held (i. e. Default, Pretrial, etc.).

### **Magistrate's Monthly Case Load Report (R3147)**

Retrieves individual caseload totals for individual magistrates during a specific period. The cases are grouped by magistrate and then broken down by case type (i. e. tax judicial foreclosure, tax certificate judicial foreclosure and non-tax judicial foreclosure).

# CUYAHOGA COUNTY COURT OF COMMON PLEAS

DATE: 06/11/2019  
TIME: 9:56 AM

OFFICE OF THE MAGISTRATES  
MAGISTRATE'S MONTHLY SUPPLEMENTALS BY CASE  
REPORTING PERIOD: MAY 2019

PAGE: 1  
CMSR415D

---

## SUPPLEMENTALS

AUGUSTYN	201
BAKER	268
BUCHA	153
DAY	236
DYKE	232
GONZALEZ	156
HIPPLEY	146
JACKSON	260
JACKSON	130
KLEIN	154
LUCAS	203
WEISS	209
UNACCOUNTED FOR	0

---

**TOTAL** 2348

## CONFIRMATIONS

**TOTAL** 0

**CUYAHOGA COUNTY COURT OF COMMON PLEAS**

OFFICE OF THE MAGISTRATES

**Full Disposition Count by Magistrate**

REPORTING PERIOD: FROM 05/01/2019 TO 05/31/2019

DATE: 06/11/2019

TIME: 9:58 AM

PAGE: 1

CMSR413

MagID	Dispose Type	Tax Cert.	Tax Treas.	Total
<b>KCA</b>				
	Bank	0	0	3
	Def	0	0	9
	Dism	0	2	10
	Ref. Vacate	0	0	0
	Court Trial	0	0	0
	Other	0	6	11
	<b>MAG'S TOTAL</b>	<b>0</b>	<b>8</b>	<b>33</b>

Decrees	408
Defaults	182
Other	223
Court Trial	3
Dismissals	149
Bankruptcy	21
Ref. Vacated	0
<b>Grand Total</b>	<b>578</b>

<b>GDB</b>				
	Bank	0	0	0
	Def	3	0	18
	Dism	2	0	12
	Ref. Vacate	0	0	0
	Court Trial	0	0	0
	Other	1	16	28
	<b>MAG'S TOTAL</b>	<b>6</b>	<b>16</b>	<b>58</b>

<b>SMB</b>				
	Bank	0	0	0
	Def	0	0	5
	Dism	0	0	6
	Ref. Vacate	0	0	0
	Court Trial	0	0	1
	Other	0	4	7
	<b>MAG'S TOTAL</b>	<b>0</b>	<b>4</b>	<b>19</b>

<b>CED</b>				
	Bank	0	0	3
	Def	2	0	8
	Dism	0	1	13
	Ref. Vacate	0	0	0
	Court Trial	0	0	0
	Other	0	10	16
	<b>MAG'S TOTAL</b>	<b>2</b>	<b>11</b>	<b>40</b>

<b>JTD</b>				
	Bank	0	1	1
	Def	1	0	14
	Dism	0	3	16
	Ref. Vacate	0	0	0
	Court Trial	0	0	0
	Other	1	15	17
	<b>MAG'S TOTAL</b>	<b>2</b>	<b>19</b>	<b>48</b>

<b>TG</b>				
	Bank	0	0	2
	Def	3	0	16
	Dism	0	2	12
	Ref. Vacate	0	0	0
	Court Trial	0	0	0
	Other	1	12	15
	<b>MAG'S TOTAL</b>	<b>4</b>	<b>14</b>	<b>45</b>

<b>KH</b>				
	Bank	0	0	2
	Def	0	1	21
	Dism	0	2	11
	Ref. Vacate	0	0	0
	Court Trial	0	0	0
	Other	0	8	19
	<b>MAG'S TOTAL</b>	<b>0</b>	<b>11</b>	<b>53</b>

<b>ARJ</b>				
	Bank	0	0	3
	Def	0	0	18
	Dism	0	2	12

DATE: 06/11/2019  
TIME: 9:58 AM

CUYAHOGA COUNTY COURT OF COMMON PLEAS  
OFFICE OF THE MAGISTRATES  
**Full Disposition Count by Magistrate**  
REPORTING PERIOD: FROM 05/01/2019 TO 05/31/2019

PAGE: 2  
CMSR413

---

MagID	Dispose Type	Tax Cert.	Tax Treas.	Total
	Ref. Vacate	0	0	0
	Court Trial	1	0	2
	Other	0	14	18
	<b><u>MAG'S TOTAL</u></b>	<b>1</b>	<b>16</b>	<b><u>53</u></b>

---

JLJ	Bank	0	0	2
	Def	0	0	7
	Dism	0	0	9
	Ref. Vacate	0	0	0
	Court Trial	0	0	0
	Other	0	6	8
	<b><u>MAG'S TOTAL</u></b>	<b>0</b>	<b>6</b>	<b><u>26</u></b>

---

MK	Bank	0	1	2
	Def	0	1	22
	Dism	2	0	9
	Ref. Vacate	0	0	0
	Court Trial	0	0	0
	Other	0	20	20
	<b><u>MAG'S TOTAL</u></b>	<b>2</b>	<b>22</b>	<b><u>53</u></b>

---

PL	Bank	0	0	1
	Def	3	0	22
	Dism	0	2	31
	Ref. Vacate	0	0	0
	Court Trial	0	0	0
	Other	2	34	41
	<b><u>MAG'S TOTAL</u></b>	<b>5</b>	<b>36</b>	<b><u>95</u></b>

---

CW	Bank	0	0	2
	Def	2	0	22
	Dism	0	0	8
	Ref. Vacate	0	0	0
	Court Trial	0	0	0
	Other	1	14	23
	<b><u>MAG'S TOTAL</u></b>	<b>3</b>	<b>14</b>	<b><u>55</u></b>

---

**CUYAHOGA COUNTY COURT OF COMMON PLEAS**

DATE: 06/11/2019  
 TIME: 09:58 AM

OFFICE OF THE MAGISTRATES  
 MAGISTRATE'S MONTHLY REF/REIN CASES  
 FROM 05/01/2019 TO 05/31/2019

CMSR418

MAGISTRATE	NEW REFERRALS				REINSTATED			
	Tax Treas.	Tax Cert.	Non-Tax	Total	Tax Treas.	Tax Cert.	Non-Tax	Total
<u>AUGUSTYN/KEVIN/C</u>	9	0	19	28	0	0	2	2
<u>BAKER/GAIL/D</u>	12	0	19	31	0	0	0	0
<u>BUCHA/STEPHEN/M</u>	6	0	10	16	0	0	0	0
<u>DAY/CHRISTOPHERE/E</u>	13	0	20	33	0	0	0	0
<u>DYKE/JOHN/T</u>	19	0	25	44	0	0	1	1
<u>GONZALEZ/TRACEY/</u>	11	0	22	33	0	0	3	3
<u>HIPPLEY/KEVIN/</u>	15	0	18	33	0	0	2	2
<u>JACKSON/AMY/R</u>	14	0	22	36	0	0	1	1
<u>JACKSON/JIM/L</u>	16	0	23	39	0	1	2	3
<u>KLEIN/MONICA/</u>	19	1	23	43	0	0	0	0
<u>LUCAS/PAUL/</u>	16	0	19	35	0	0	5	5
<u>WEISS/CAROL/</u>	12	1	15	28	0	0	0	0
<b><u>TOTAL</u></b>	162	2	235	399	0	1	16	17
<b><u>COMBINED TOTAL</u></b>	416							

**CUYAHOGA COUNTY COURT OF COMMON PLEAS**

**OFFICE OF THE MAGISTRATES**

**MAG MONTHLY HEARING TOTALS**

Reporting Period: May 2019

DATE: 06/11/2019  
TIME: 09:58 AM

PAGE: 1  
CMSR3146

Monthly Hearing Total      522

AUGUSTYN  
 Default Hearings            17  
 Tax Hearings                14  
 Pretrials                      11  


---

 TOTAL:                        42

BAKER  
 Default Hearings            18  
 Tax Hearings                15  
 Pretrials                      7  


---

 TOTAL:                        40

BUCHA  
 Default Hearings            13  
 Tax Hearings                14  
 Pretrials                      14  


---

 TOTAL:                        41

DAY  
 Default Hearings            23  
 Tax Hearings                5  
 Pretrials                      2  


---

 TOTAL:                        30

DYKE  
 Default Hearings            18  
 Tax Hearings                13  
 Pretrials                      2  


---

 TOTAL:                        33

GONZALEZ  
 Default Hearings            13  
 Tax Hearings                10  
 Pretrials                      8  


---

 TOTAL:                        31

HIPPLEY  
 Default Hearings            24  
 Tax Hearings                32  
 Pretrials                      1  


---

 TOTAL:                        57

JACKSON  
 Default Hearings            16  
 Tax Hearings                9  
 Pretrials                      4  


---

 TOTAL:                        29

JACKSON  
 Default Hearings            17  
 Tax Hearings                18  
 Pretrials                      22  


---

 TOTAL:                        57

KLEIN  
 Default Hearings            24  
 Tax Hearings                20  
 Pretrials                      5  


---

 TOTAL:                        49



CUYAHOGA COUNTY COURT OF COMMON PLEAS

OFFICE OF THE MAGISTRATES

MAG MONTHLY HEARING TOTALS

Reporting Period: May 2019

DATE: 06/11/2019  
TIME: 09:58 AM

PAGE: 2  
CMSR3146

---

TOTAL:	49
LUCAS	
Default Hearings	19
Tax Hearings	17
Pretrials	3
<hr/>	
TOTAL:	39
VOZAR	
Default Hearings	10
Tax Hearings	8
Pretrials	2
<hr/>	
TOTAL:	20
WEISS	
Default Hearings	36
Tax Hearings	16
Pretrials	2
<hr/>	
TOTAL:	54

**CUYAHOGA COUNTY COURT OF COMMON PLEAS**

DATE: 06/11/2019  
 TIME: 9:58 AM

Office of the Magistrates  
 Magistrate's Monthly Case Load  
 MONTH: MAY 2019

PAGE: 1  
 CMSR3147

Magistrate Name	Non Tax Total	Tax Cert.	Tax Treas.	Total Tax	Total Cases
AUGUSTYN	119	7	56	63	182
BAKER	193	6	90	96	289
BUCHA	83	6	42	48	131
DAY	131	14	49	63	194
DYKE	152	1	70	71	223
GONZALEZ	178	9	93	102	280
HIPPLEY	207	13	117	130	337
JACKSON	195	12	111	123	318
JACKSON	131	7	73	80	211
KLEIN	183	11	79	90	273
LUCAS	200	5	115	120	320
WEISS	202	13	82	95	297
<b>Non Tax Total:</b>	<b>1974</b>	<b>Cert.Tax Total: 104</b>	<b>Tax Treas. Total: 977</b>	<b>Total Tax: 1081</b>	<b>Total Cases: 3055</b>

***Report CMSR1062 - Judicial Foreclosure Statistics by Judge***

Report CMSR1062 provides a list of judicial foreclosure case activity for each Judge. The report identifies how many cases were pending at the beginning of the period. The new cases filed and cases that were transferred in or reactivated are added to the number pending at the beginning of the period. It then shows the type and number of terminations for the period. The total terminations are subtracted from the total pending which provides the pending at the end of the period.

**CUYAHOGA COUNTY COURT OF COMMON PLEAS**

DATE: 06/11/2019  
TIME: 09:37 AM

**Foreclosure Statistics by Judge**  
Reporting Period: May 2019

PAGE: 1  
CMSR1062

**Judge**

<b>AMBROSE, DICK</b>							
Pending at Beg of Period			New Cases Filed		Cases Transferred In / Reactivated		Total
	72		12		1		85
Terminations							
	Bankruptcy	Default	RefVacated	Court Trial	Dismiss	Other	Total
	1	2	0	0	8	7	18
Total Pending at End of Period							67

<b>BARKER, PAMELA A</b>							
Pending at Beg of Period			New Cases Filed		Cases Transferred In / Reactivated		Total
	119		13		3		135
Terminations							
	Bankruptcy	Default	RefVacated	Court Trial	Dismiss	Other	Total
	1	9	0	0	11	14	35
Total Pending at End of Period							100

<b>CALABRESE, DEENA R</b>							
Pending at Beg of Period			New Cases Filed		Cases Transferred In / Reactivated		Total
	103		12		2		117
Terminations							
	Bankruptcy	Default	RefVacated	Court Trial	Dismiss	Other	Total
	0	7	0	0	6	7	20
Total Pending at End of Period							97

<b>CLANCY, MAUREEN</b>							
Pending at Beg of Period			New Cases Filed		Cases Transferred In / Reactivated		Total
	79		8		5		92
Terminations							
	Bankruptcy	Default	RefVacated	Court Trial	Dismiss	Other	Total
	1	6	0	0	6	3	16
Total Pending at End of Period							76

<b>COLLIER-WILLIAMS, CASSANDRA</b>							
Pending at Beg of Period			New Cases Filed		Cases Transferred In / Reactivated		Total
	90		9		0		99
Terminations							
	Bankruptcy	Default	RefVacated	Court Trial	Dismiss	Other	Total
	0	4	0	0	1	10	15
Total Pending at End of Period							84

<b>CORRIGAN, BRIAN J</b>							
Pending at Beg of Period			New Cases Filed		Cases Transferred In / Reactivated		Total
	98		12		2		112
Terminations							
	Bankruptcy	Default	RefVacated	Court Trial	Dismiss	Other	Total
	1	8	0	0	4	2	15
Total Pending at End of Period							97

<b>CORRIGAN, PETER J</b>							
Pending at Beg of Period			New Cases Filed		Cases Transferred In / Reactivated		Total
	80		13		3		96
Terminations							
	Bankruptcy	Default	RefVacated	Court Trial	Dismiss	Other	Total
	2	4	0	0	7	3	16
Total Pending at End of Period							80

FUERST, NANCY A

**CUYAHOGA COUNTY COURT OF COMMON PLEAS**

DATE: 06/11/2019  
TIME: 09:37 AM

**Foreclosure Statistics by Judge**  
Reporting Period: May 2019

PAGE: 2  
CMSR1062

**Judge**

	Pending at Beg of Period		New Cases Filed		Cases Transferred In / Reactivated		Total
	88		9		1		98
Terminations	Bankruptcy	Default	RefVacated	Court Trial	Dismiss	Other	Total
	1	5	0	0	3	8	17
	Total Pending at End of Period						81

<b>GALL, STEVEN E</b>							
	Pending at Beg of Period		New Cases Filed		Cases Transferred In / Reactivated		Total
	107		11		0		118
Terminations	Bankruptcy	Default	RefVacated	Court Trial	Dismiss	Other	Total
	1	6	0	0	2	9	18
	Total Pending at End of Period						100

<b>GALLAGHER, HOLLIE L</b>							
	Pending at Beg of Period		New Cases Filed		Cases Transferred In / Reactivated		Total
	70		11		2		83
Terminations	Bankruptcy	Default	RefVacated	Court Trial	Dismiss	Other	Total
	1	3	0	0	3	3	10
	Total Pending at End of Period						73

<b>GALLAGHER, KELLY ANN</b>							
	Pending at Beg of Period		New Cases Filed		Cases Transferred In / Reactivated		Total
	120		14		2		136
Terminations	Bankruptcy	Default	RefVacated	Court Trial	Dismiss	Other	Total
	0	8	0	0	4	4	16
	Total Pending at End of Period						120

<b>GALLAGHER, SHANNON M</b>							
	Pending at Beg of Period		New Cases Filed		Cases Transferred In / Reactivated		Total
	116		16		1		133
Terminations	Bankruptcy	Default	RefVacated	Court Trial	Dismiss	Other	Total
	0	5	0	0	9	18	32
	Total Pending at End of Period						101

<b>GAUL, DANIEL</b>							
	Pending at Beg of Period		New Cases Filed		Cases Transferred In / Reactivated		Total
	124		14		5		143
Terminations	Bankruptcy	Default	RefVacated	Court Trial	Dismiss	Other	Total
	0	7	0	0	8	14	29
	Total Pending at End of Period						114

<b>HAGAN, EMILY</b>							
	Pending at Beg of Period		New Cases Filed		Cases Transferred In / Reactivated		Total
	83		17		1		101
Terminations	Bankruptcy	Default	RefVacated	Court Trial	Dismiss	Other	Total
	2	5	0	0	1	10	18
	Total Pending at End of Period						83

**JONES, WANDA C**

**CUYAHOGA COUNTY COURT OF COMMON PLEAS**

DATE: 06/11/2019  
TIME: 09:37 AM

**Foreclosure Statistics by Judge**  
Reporting Period: May 2019

PAGE: 3  
CMSR1062

**Judge**

Pending at Beg of Period			New Cases Filed		Cases Transferred In / Reactivated		Total
			10		1		123
Terminations							
	Bankruptcy	Default	RefVacated	Court Trial	Dismiss	Other	Total
	0	9	0	0	4	6	19
Total Pending at End of Period							104

**KILBANE, ASHLEY**

Pending at Beg of Period			New Cases Filed		Cases Transferred In / Reactivated		Total
			12		2		122
Terminations							
	Bankruptcy	Default	RefVacated	Court Trial	Dismiss	Other	Total
	1	6	0	0	3	8	18
Total Pending at End of Period							104

**MATIA, DAVID T**

Pending at Beg of Period			New Cases Filed		Cases Transferred In / Reactivated		Total
			8		0		111
Terminations							
	Bankruptcy	Default	RefVacated	Court Trial	Dismiss	Other	Total
	0	4	0	0	5	7	16
Total Pending at End of Period							95

**MCCLELLAND, ROBERT C**

Pending at Beg of Period			New Cases Filed		Cases Transferred In / Reactivated		Total
			17		2		110
Terminations							
	Bankruptcy	Default	RefVacated	Court Trial	Dismiss	Other	Total
	0	5	0	0	5	5	15
Total Pending at End of Period							95

**MCCORMICK, TIMOTHY**

Pending at Beg of Period			New Cases Filed		Cases Transferred In / Reactivated		Total
			11		1		101
Terminations							
	Bankruptcy	Default	RefVacated	Court Trial	Dismiss	Other	Total
	3	2	0	0	5	5	15
Total Pending at End of Period							86

**MCDONNELL, NANCY R**

Pending at Beg of Period			New Cases Filed		Cases Transferred In / Reactivated		Total
			8		1		121
Terminations							
	Bankruptcy	Default	RefVacated	Court Trial	Dismiss	Other	Total
	0	6	0	0	4	8	18
Total Pending at End of Period							103

**MCGINTY, WILLIAM T**

Pending at Beg of Period			New Cases Filed		Cases Transferred In / Reactivated		Total
			13		4		112
Terminations							
	Bankruptcy	Default	RefVacated	Court Trial	Dismiss	Other	Total
	0	1	0	0	0	7	8
Total Pending at End of Period							104

MIDAY, SHERRIE

**CUYAHOGA COUNTY COURT OF COMMON PLEAS**

DATE: 06/11/2019  
TIME: 09:37 AM

**Foreclosure Statistics by Judge**  
Reporting Period: May 2019

PAGE: 4  
CMSR1062

**Judge**

	Pending at Beg of Period		New Cases Filed		Cases Transferred In / Reactivated		Total
	101		13		3		117
Terminations	Bankruptcy	Default	RefVacated	Court Trial	Dismiss	Other	Total
	1	13	0	0	1	9	24
	Total Pending at End of Period						93

<b>O'DONNELL, JOHN P</b>							
	Pending at Beg of Period		New Cases Filed		Cases Transferred In / Reactivated		Total
	59		11		0		70
Terminations	Bankruptcy	Default	RefVacated	Court Trial	Dismiss	Other	Total
	1	3	0	1	2	6	13
	Total Pending at End of Period						57

<b>RUSSO, JOHN J</b>							
	Pending at Beg of Period		New Cases Filed		Cases Transferred In / Reactivated		Total
	28		0		3		31
Terminations	Bankruptcy	Default	RefVacated	Court Trial	Dismiss	Other	Total
	0	2	0	0	2	0	4
	Total Pending at End of Period						27

<b>RUSSO, JOSEPH D</b>							
	Pending at Beg of Period		New Cases Filed		Cases Transferred In / Reactivated		Total
	95		7		4		106
Terminations	Bankruptcy	Default	RefVacated	Court Trial	Dismiss	Other	Total
	0	8	0	0	2	3	13
	Total Pending at End of Period						93

<b>RUSSO, MICHAEL J</b>							
	Pending at Beg of Period		New Cases Filed		Cases Transferred In / Reactivated		Total
	106		18		4		128
Terminations	Bankruptcy	Default	RefVacated	Court Trial	Dismiss	Other	Total
	2	6	0	2	6	4	20
	Total Pending at End of Period						108

<b>RUSSO, NANCY MARGARET</b>							
	Pending at Beg of Period		New Cases Filed		Cases Transferred In / Reactivated		Total
	59		14		0		73
Terminations	Bankruptcy	Default	RefVacated	Court Trial	Dismiss	Other	Total
	0	2	0	0	3	9	14
	Total Pending at End of Period						59

<b>SAFFOLD, SHIRLEY STRICKLAND</b>							
	Pending at Beg of Period		New Cases Filed		Cases Transferred In / Reactivated		Total
	98		8		4		110
Terminations	Bankruptcy	Default	RefVacated	Court Trial	Dismiss	Other	Total
	0	4	0	0	1	11	16
	Total Pending at End of Period						94

SHAUGHNESSY, MICHAEL P

**CUYAHOGA COUNTY COURT OF COMMON PLEAS**

DATE: 06/11/2019  
TIME: 09:37 AM

**Foreclosure Statistics by Judge**  
Reporting Period: May 2019

PAGE: 5  
CMSR1062

**Judge**

Pending at Beg of Period		New Cases Filed		Cases Transferred In / Reactivated			Total
130		10		2			142
Terminations							
Bankruptcy	0	Default	8	RefVacated	0	Court Trial	0
						Dismiss	11
						Other	11
Total Pending at End of Period							112
<hr/>							
SHEEHAN, BRENDAN J		New Cases Filed		Cases Transferred In / Reactivated			Total
87		16		2			105
Terminations							
Bankruptcy	0	Default	8	RefVacated	0	Court Trial	0
						Dismiss	1
						Other	5
Total Pending at End of Period							91
<hr/>							
SUTULA, JOHN D		New Cases Filed		Cases Transferred In / Reactivated			Total
113		8		2			123
Terminations							
Bankruptcy	0	Default	5	RefVacated	0	Court Trial	0
						Dismiss	4
						Other	3
Total Pending at End of Period							111
<hr/>							
SUTULA, KATHLEEN ANN		New Cases Filed		Cases Transferred In / Reactivated			Total
75		17		3			95
Terminations							
Bankruptcy	0	Default	6	RefVacated	0	Court Trial	0
						Dismiss	6
						Other	3
Total Pending at End of Period							80
<hr/>							
SYNENBERG, JOAN		New Cases Filed		Cases Transferred In / Reactivated			Total
84		12		0			96
Terminations							
Bankruptcy	0	Default	2	RefVacated	0	Court Trial	0
						Dismiss	2
						Other	4
Total Pending at End of Period							88
<hr/>							
TURNER, DEBORAH M		New Cases Filed		Cases Transferred In / Reactivated			Total
102		9		3			114
Terminations							
Bankruptcy	1	Default	1	RefVacated	0	Court Trial	0
						Dismiss	3
						Other	9
Total Pending at End of Period							100



# *Monthly Summary*

---

# MONTHLY SUMMARY

## May 2019

NAME	PEND	ASSIGNED			TRIALS						DISP	PENDING				+	-
		CV	CR	TOT	JURY			COURT				CV	FR	CR	TOT		
Dick Ambrose	430	46	35	81	1	2	3	0	0	0	90	206	65	150	421	+ 9	
Pamela A. Barker	397	49	18	67	0	0	0	0	0	0	91	170	100	103	373	+ 24	
Deena R. Calabrese	431	51	22	73	0	0	0	0	0	0	85	208	97	114	419	+ 12	
Maureen Clancy	384	53	30	83	0	0	0	0	0	0	79	211	76	101	388	- 4	
Cassandra Collier-Willia	431	51	33	84	0	1	1	0	0	0	105	188	84	138	410	+ 21	
Brian J. Corrigan	505	49	12	61	0	1	1	0	0	0	100	279	97	90	466	+ 39	
Peter J. Corrigan	466	51	41	92	0	1	1	0	0	0	89	205	80	184	469	- 3	
Nancy A. Fuerst	387	42	36	78	0	0	0	0	0	0	78	214	81	92	387	0	
Steven E. Gall	449	49	51	100	0	0	0	0	0	0	76	218	100	155	473	- 24	
Hollie L. Gallagher	367	49	28	77	1	0	1	0	0	0	79	210	71	84	365	+ 2	
Kelly A. Gallagher	417	50	38	88	0	0	0	0	1	1	83	190	120	112	422	- 5	
Shannon M. Gallagher	446	51	34	85	0	0	0	0	1	1	100	210	101	120	431	+ 15	
Daniel Gaul	492	49	41	90	0	0	0	3	1	4	110	192	113	167	472	+ 20	
Emily Hagan	481	47	33	80	0	1	1	0	0	0	90	226	77	168	471	+ 10	
Wanda C. Jones	487	51	43	94	0	2	2	1	0	1	106	193	99	183	475	+ 12	
Ashley Kilbane	533	49	32	81	0	0	0	0	0	0	73	289	99	153	541	- 8	
David T. Matia	471	47	40	87	0	0	0	0	0	0	101	234	95	128	457	+ 14	
Robert C. McClelland	497	48	35	83	0	0	0	2	0	2	79	267	93	141	501	- 4	
Timothy McCormick	363	45	32	77	0	1	1	0	0	0	81	187	86	86	359	+ 4	
Nancy R. McDonnell	431	49	45	94	0	2	2	0	1	1	114	208	103	100	411	+ 20	
William T. McGinty	525	47	41	88	0	0	0	1	1	2	101	235	97	180	512	+ 13	
Sherrie Miday	468	51	40	91	0	0	0	0	3	3	93	258	91	117	466	+ 2	
John P. O'Donnell	375	49	33	82	2	2	4	1	0	1	65	201	57	134	392	- 17	
John J. Russo	121	4	12	16	0	0	0	0	0	0	23	42	27	45	114	+ 7	
Joseph D. Russo	554	53	39	92	0	0	0	0	1	1	89	228	93	236	557	- 3	
Michael J. Russo	402	50	33	83	1	0	1	1	0	1	70	199	108	108	415	- 13	
Nancy Margaret Russo	252	53	31	84	0	0	0	0	0	0	89	123	59	65	247	+ 5	
Shirley Strickland Saffold	434	52	34	86	0	0	0	0	0	0	76	215	93	136	444	- 10	
Michael P. Shaughnessy	452	51	32	83	0	0	0	0	1	1	115	202	111	107	420	+ 32	
Brendan J. Sheehan	348	48	28	76	1	0	1	1	1	2	77	156	90	101	347	+ 1	
John D. Sutula	630	50	37	87	0	0	0	1	0	1	107	309	111	190	610	+ 20	
Kathleen Ann Sutula	383	51	38	89	0	1	1	0	0	0	67	188	80	137	405	- 22	
Joan Synenberg	349	51	44	95	0	0	0	0	0	0	84	195	87	78	360	- 11	
Deborah M. Turner	429	48	38	86	0	0	0	0	0	0	76	224	95	120	439	- 10	
<b>TOTALS</b>	14587	1634	1159	2793	6	14	20	11	11	22	2941	7080	3036	4323	14439	+ 148	

# *Year to Date Summary*

---

# SUMMARY FOR THE COURT

## January - May 2019

NAME	PEND	TRIALS														+	-
		ASSIGNED			JURY			COURT			DISP	PENDING					
		CV	CR	TOT	CV	CR	TOT	CV	CR	TOT		CV	FR	CR	TOT		
Dick Ambrose	428	248	181	429	1	3	4	1	2	3	436	206	65	150	421	+ 7	
Pamela A. Barker	390	247	137	384	0	0	0	0	0	0	401	170	100	103	373	+ 17	
Deena R. Calabrese	452	250	141	391	1	0	1	0	2	2	424	208	97	114	419	+ 33	
Maureen Clancy	375	258	152	410	2	3	5	0	0	0	397	211	76	101	388	- 13	
Cassandra Collier-Willia	452	243	173	416	0	2	2	0	2	2	458	188	84	138	410	+ 42	
Brian J. Corrigan	509	248	135	383	0	4	4	0	1	1	426	279	97	90	466	+ 43	
Peter J. Corrigan	450	247	187	434	2	3	5	0	3	3	415	205	80	184	469	- 19	
Nancy A. Fuerst	392	237	169	406	1	5	6	0	0	0	411	214	81	92	387	+ 5	
Steven E. Gall	450	239	196	435	1	2	3	0	0	0	412	218	100	155	473	- 23	
Hollie L. Gallagher	372	248	138	386	1	2	3	0	0	0	393	210	71	84	365	+ 7	
Kelly A. Gallagher	452	247	159	406	0	0	0	0	1	1	436	190	120	112	422	+ 30	
Shannon M. Gallagher	486	247	170	417	1	0	1	3	3	6	472	210	101	120	431	+ 55	
Daniel Gaul	482	245	202	447	2	1	3	3	1	4	457	192	113	167	472	+ 10	
Emily Hagan	454	234	188	422	0	3	3	0	1	1	405	226	77	168	471	- 17	
Wanda C. Jones	457	245	187	432	1	2	3	1	0	1	414	193	99	183	475	- 18	
Ashley Kilbane	486	259	170	429	0	0	0	0	0	0	374	289	99	153	541	- 55	
David T. Matia	416	255	204	459	0	3	3	1	2	3	418	234	95	128	457	- 41	
Robert C. McClelland	492	241	170	411	0	0	0	4	3	7	402	267	93	141	501	- 9	
Timothy McCormick	380	240	163	403	0	5	5	1	2	3	424	187	86	86	359	+ 21	
Nancy R. McDonnell	408	258	183	441	0	5	5	0	1	1	438	208	103	100	411	- 3	
William T. McGinty	528	241	191	432	0	2	2	1	2	3	448	235	97	180	512	+ 16	
Sherrie Miday	484	257	181	438	0	3	3	1	3	4	456	258	91	117	466	+ 18	
John P. O'Donnell	408	249	178	427	2	9	11	4	3	7	443	201	57	134	392	+ 16	
John J. Russo	189	17	69	86	3	1	4	0	0	0	161	42	27	45	114	+ 75	
Joseph D. Russo	527	248	191	439	0	0	0	3	2	5	409	228	93	236	557	- 30	
Michael J. Russo	408	254	145	399	2	2	4	2	3	5	392	199	108	108	415	- 7	
Nancy Margaret Russo	223	263	136	399	0	1	1	0	5	5	375	123	59	65	247	- 24	
Shirley Strickland Saffold	458	253	156	409	0	5	5	1	0	1	423	215	93	136	444	+ 14	
Michael P. Shaughnessy	459	243	160	403	1	0	1	0	1	1	442	202	111	107	420	+ 39	
Brendan J. Sheehan	370	237	148	385	2	4	6	1	1	2	408	156	90	101	347	+ 23	
John D. Sutula	583	253	198	451	1	3	4	3	2	5	424	309	111	190	610	- 27	
Kathleen Ann Sutula	406	250	156	406	0	6	6	0	2	2	407	188	80	137	405	+ 1	
Joan Synenberg	374	254	185	439	0	1	1	0	0	0	453	195	87	78	360	+ 14	
Deborah M. Turner	434	233	146	379	1	0	1	0	0	0	374	224	95	120	439	- 5	
<b>TOTALS</b>	14634	8188	5645	13833	25	80	105	30	48	78	14028	7080	3036	4323	14439	+ 195	

*Corrections/Adjustments*