



***Statistics Report
June 2019***

***John J. Russo
Administrative and Presiding Judge***

TABLE OF CONTENTS

Criminal Statistics

Newly Filed, Re-Activated and Transferred in Cases _____	4
Yearly Criminal Terminations _____	5
Pending Criminal Cases End of Period _____	6
Clearance Rate _____	7
Arrest to Disposition Timeline _____	8
Average Arrest to Disposition Timeline (Jail Cases) _____	9
Average Arrest to Disposition Timeline (Non-Jail Cases) _____	10
Average Arrest to Disposition Timeline (Jail and Non-Jail Cases) _____	11
Yearly Average Arrest to Disposition Timeline _____	12
Indictments and Informations Filed With the Clerk of Courts _____	13
Bail Case Arraignment Activity _____	14
Overall Arraignment Statistics _____	15

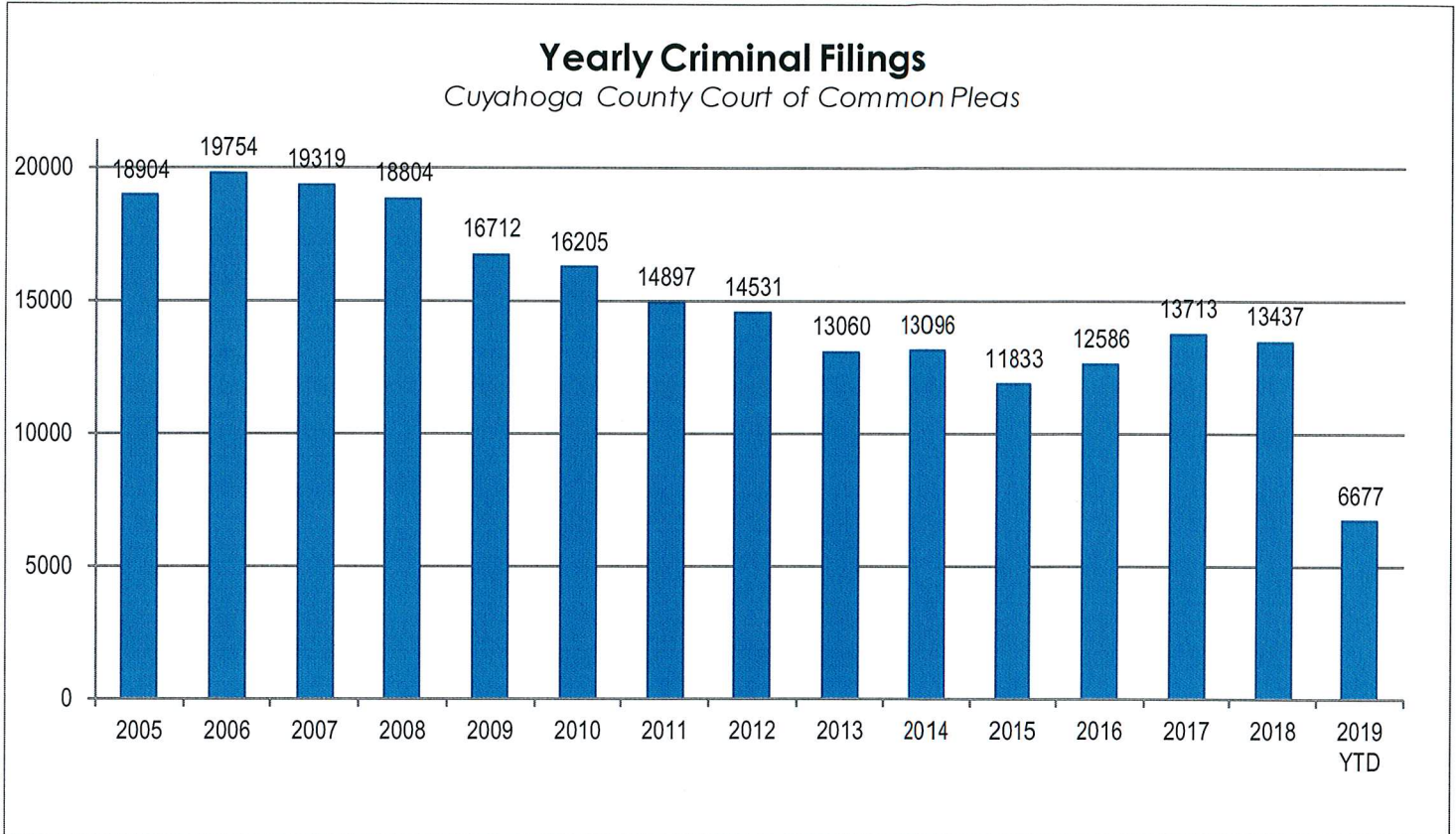
Foreclosure Statistics

Total Pending Judicial Foreclosure Cases Referred to Magistrates _____	17
Total Pending Tax Lien & Certificate Cases Referred to Magistrates _____	18
Percentage of Pending Judicial Foreclosure Cases By Filing Year _____	20
Judicial Foreclosure Clearance Rate Year 2019 _____	21
Avg. Number of Days to Disp. (Excl. Bank. Stays & Tax Lien & Tax Cert.) _____	22
Avg. Number of Days to Disp. (Excl. Bank. Stays & Incl. Tax Lien & Tax Cert.) _____	23
Total New Judicial Foreclosure Filings _____	24
New Marsh of Lien/Quiet Title/Partition Case Filings for Years 2005 – 2019 YTD _____	25
New Marsh of Lien/Quiet Title/Partition Case Filings by month for 2019 YTD _____	25
New Tax Lien & Certificate Filings for Years 2005 – 2019 YTD _____	26
New Tax Lien & Certificate Filings by Month for Year 2019 YTD _____	26
Total New Judicial Foreclosure Filings Years 2005 – 2019 YTD _____	27
Total New Judicial Foreclosure Filings by Month for Year 2019 YTD _____	27
Magistrate’s Monthly Reports _____	28
Report CMSR1062 - Judicial Foreclosure Statistics by Judge _____	36
Monthly Summary _____	42
Year to Date Summary _____	43
Corrections/Adjustments _____	46

Criminal Case Statistics

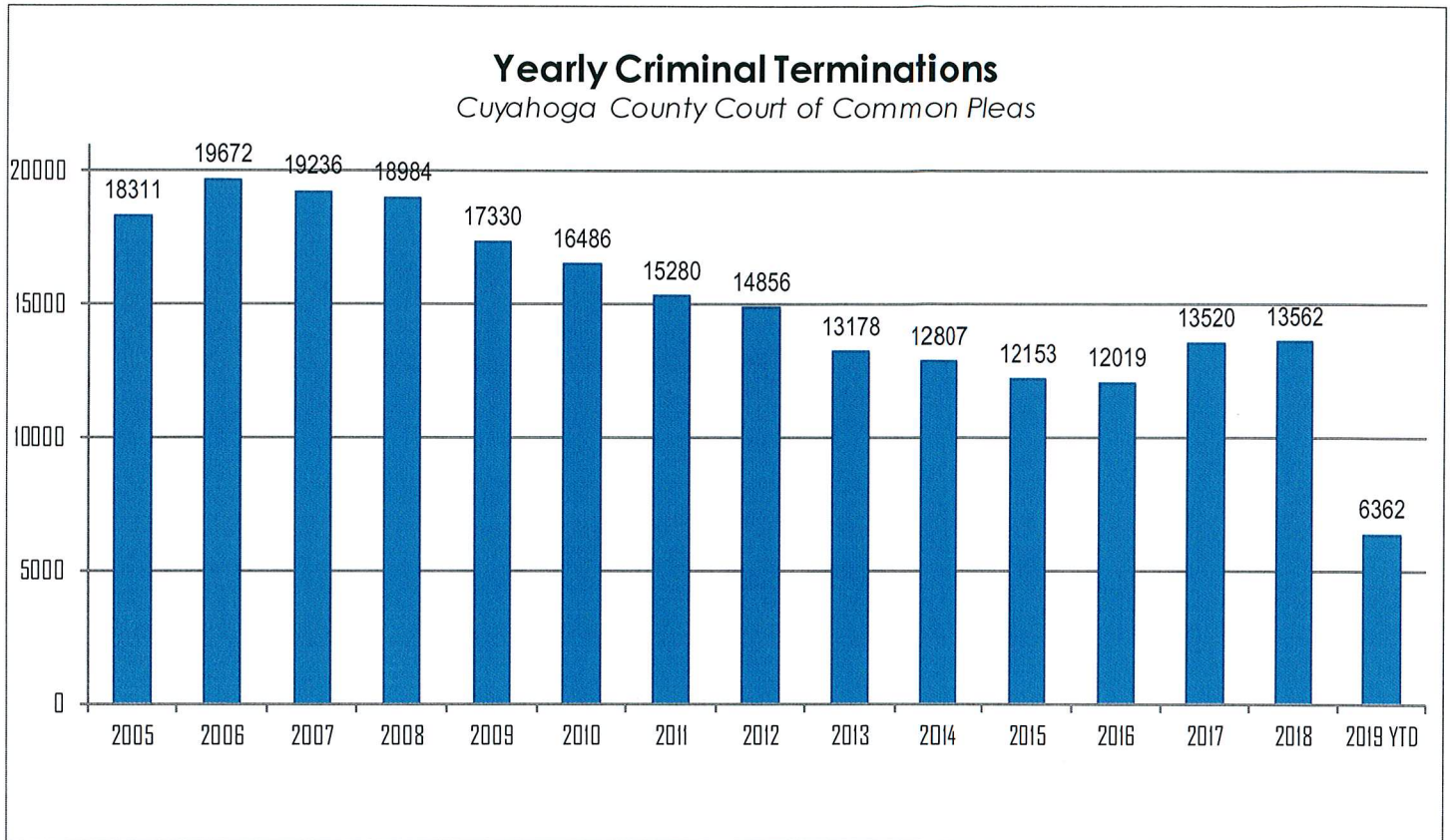
Newly Filed, Re-Activated and Transferred in Cases

The following chart is a representation of all filed cases in Cuyahoga County Court of Common Pleas from 2005 – June 2019. Newly filed cases are defined as having been arraigned and assigned to a Judge. Re-activated cases are defined as cases where a defendant was unavailable for trial and has now become ready to proceed. Transferred cases are defined as cases moved from one judge’s docket to another. This could be due to re-assignment to a Mental Health Judge or after additional information indicates that by Court rule, the case should have been assigned to another Judge.



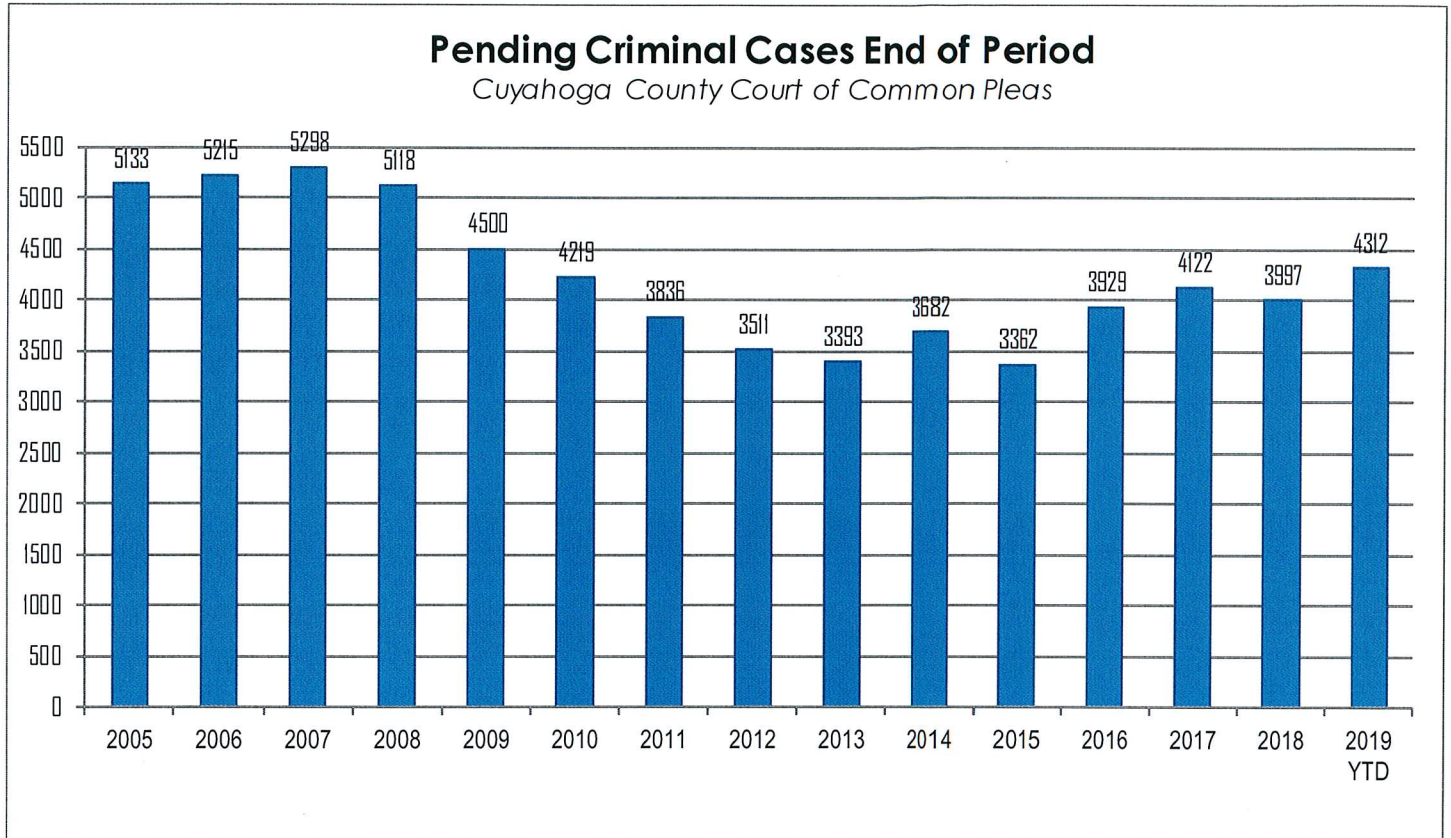
Yearly Criminal Terminations

The following chart represents cases that have been terminated by the court from 2005 – June 2019. These cases have been terminated either by trial; plea, dismissal or a defendant is unavailable for trial or sentencing.



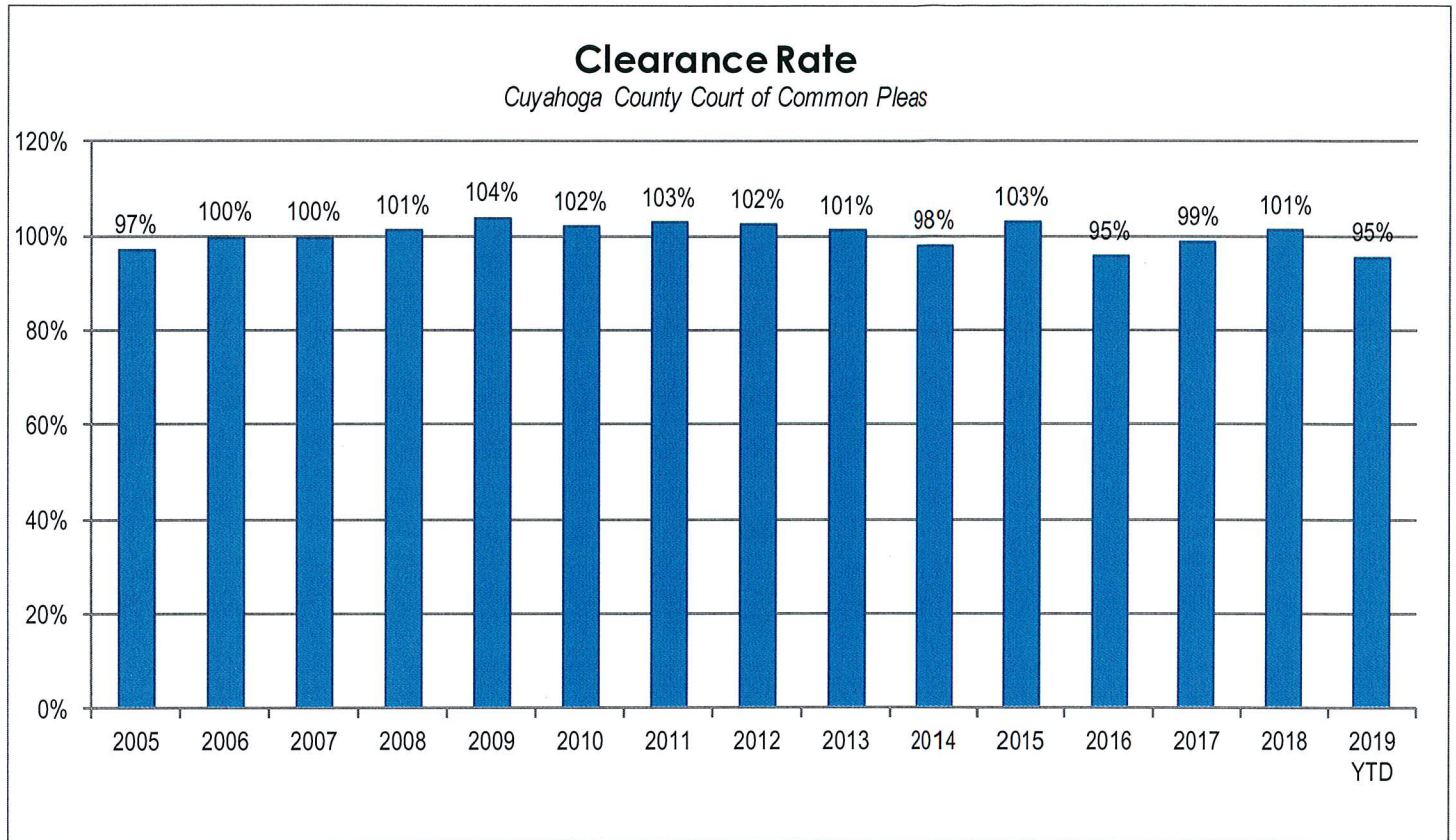
Pending Criminal Cases End of Period

The following chart represents the total number of cases pending at the end of the reporting period from 2005 – June 2019. Pending criminal cases at the end of the period is determined by adding the total number of pending cases at the beginning of the reporting period, and all newly filed, re-activated and transferred in cases. The total number of cases terminated in the period is subtracted from the sum total pending at the beginning of the period to give the value pending at the end of the period.



Clearance Rate

The Clearance Rate is the total number of outgoing cases as a percentage of the number of incoming cases. Clearance rate measures whether the court is keeping up with its incoming caseload. If cases are not disposed in a timely manner, a backlog of cases awaiting disposition will grow. A Clearance Rate of 100% indicates that at least as many cases have been filed, reopened, or reactivated in a period have been disposed.



Arrest to Disposition Timeline

Arrest to disposition timeline is a method to measure how felony cases flow through the Cuyahoga County Criminal Justice System. By capturing how long a case takes to move from stage to stage, we can examine where problems may exist and where potential improvements in case processing can be made.

The source data was extracted from the Cuyahoga County Court of Common Pleas Case Management System. The overall population of sample data was based on cases terminated in a given month excluding cases that have gone through diversion programs. A case is defined as a defendant and all charges involved in a single incident. The period for the extracted data is from June 2019.

The stages examined were:

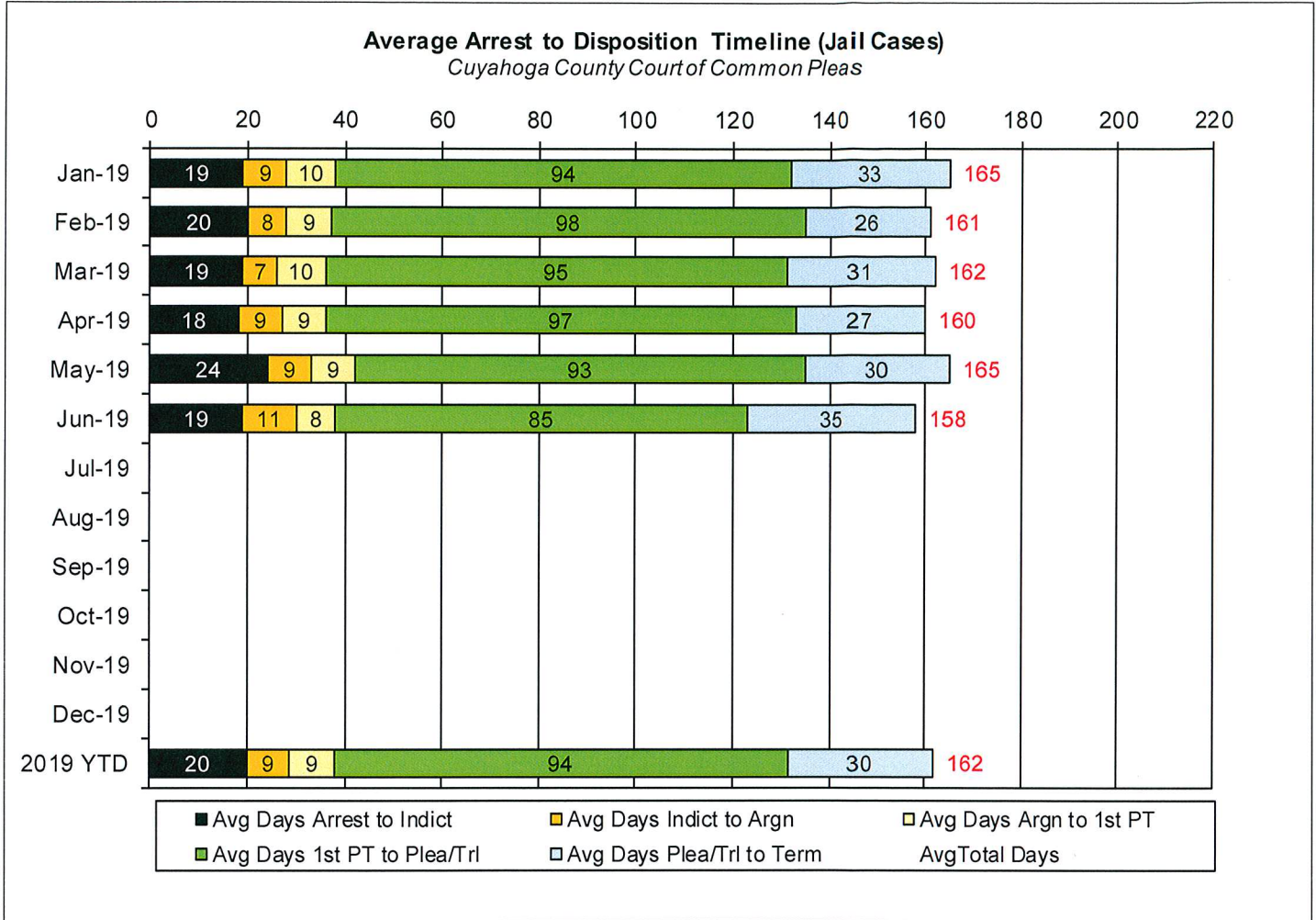
Arrest to Indictment
Indictment to Arraignment
Arraignment to 1st Pre-Trial
1st Pre-Trial to Plea/Trial
Plea/Trial to Termination

Due to the fact that each case may or may not have all of the stage date elements, a method to arrive at stage averages was applied. For a case to be included in the average for a stage there would need to be both dates for the given stage. A case would be included in the Arrest to Indictment stage if both arrest date and indictment date were available. This method was applied to each of the five stages. Next we calculated the total number of cases that met the date criteria for each of the ranges and also the total number of days between each date. To arrive at an average, the total number of days for each case in each range was calculated and divided by the total number of cases that met the date criteria. If a case had a time period or periods where the defendant was capiased or referred to the Psych Clinic, that amount of time was subtracted from the appropriate range. For re-indicted cases, the original arrest date is used.

The following three charts are for Jail, Non-Jail and combined Jail and Non-Jail cases. Jail and Non-Jail cases are defined by the posting of bond prior to plea or trial.

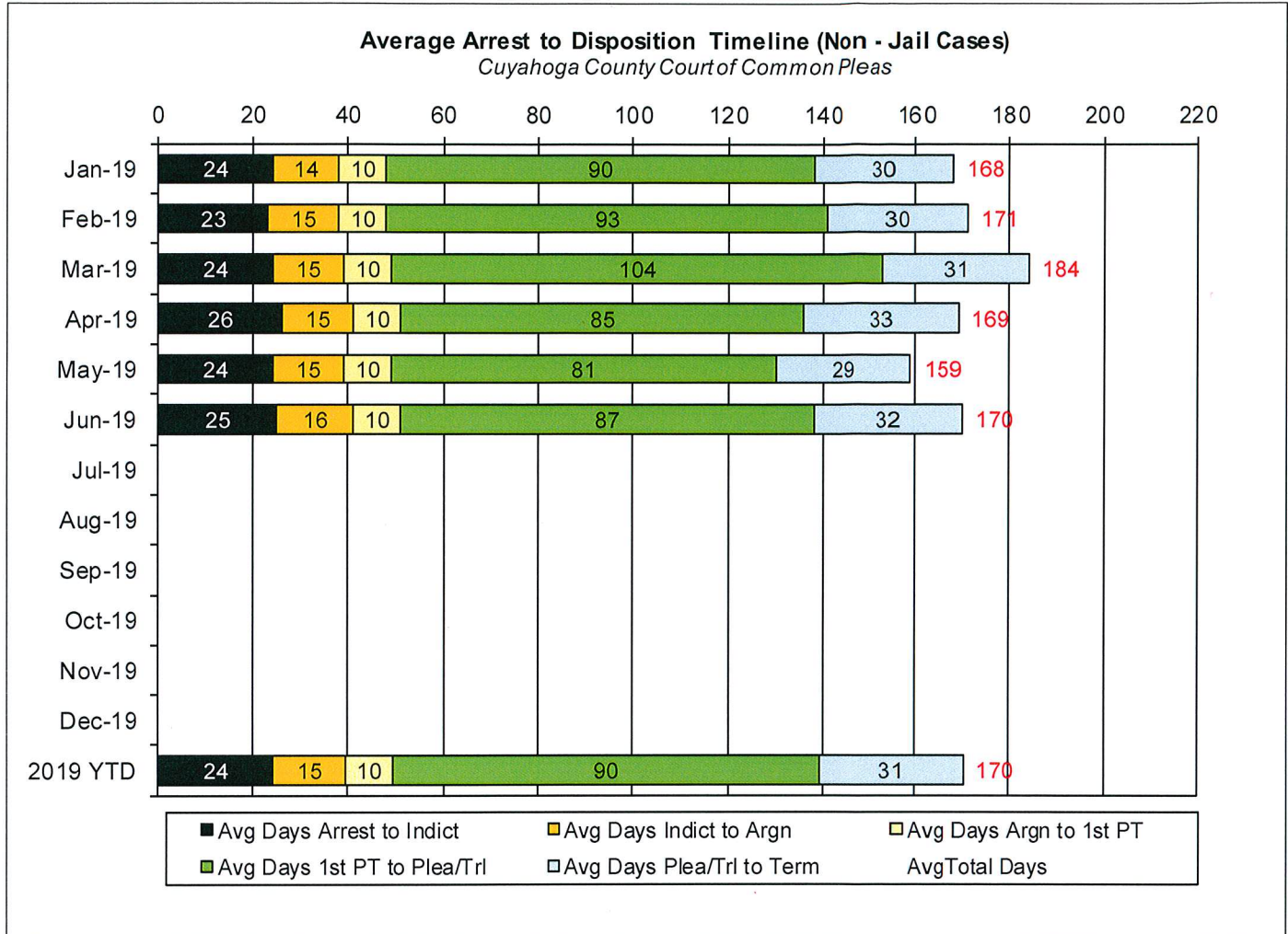
CUYAHOGA COUNTY COMMON PLEAS COURT

Average Arrest to Disposition Timeline (Jail Cases)



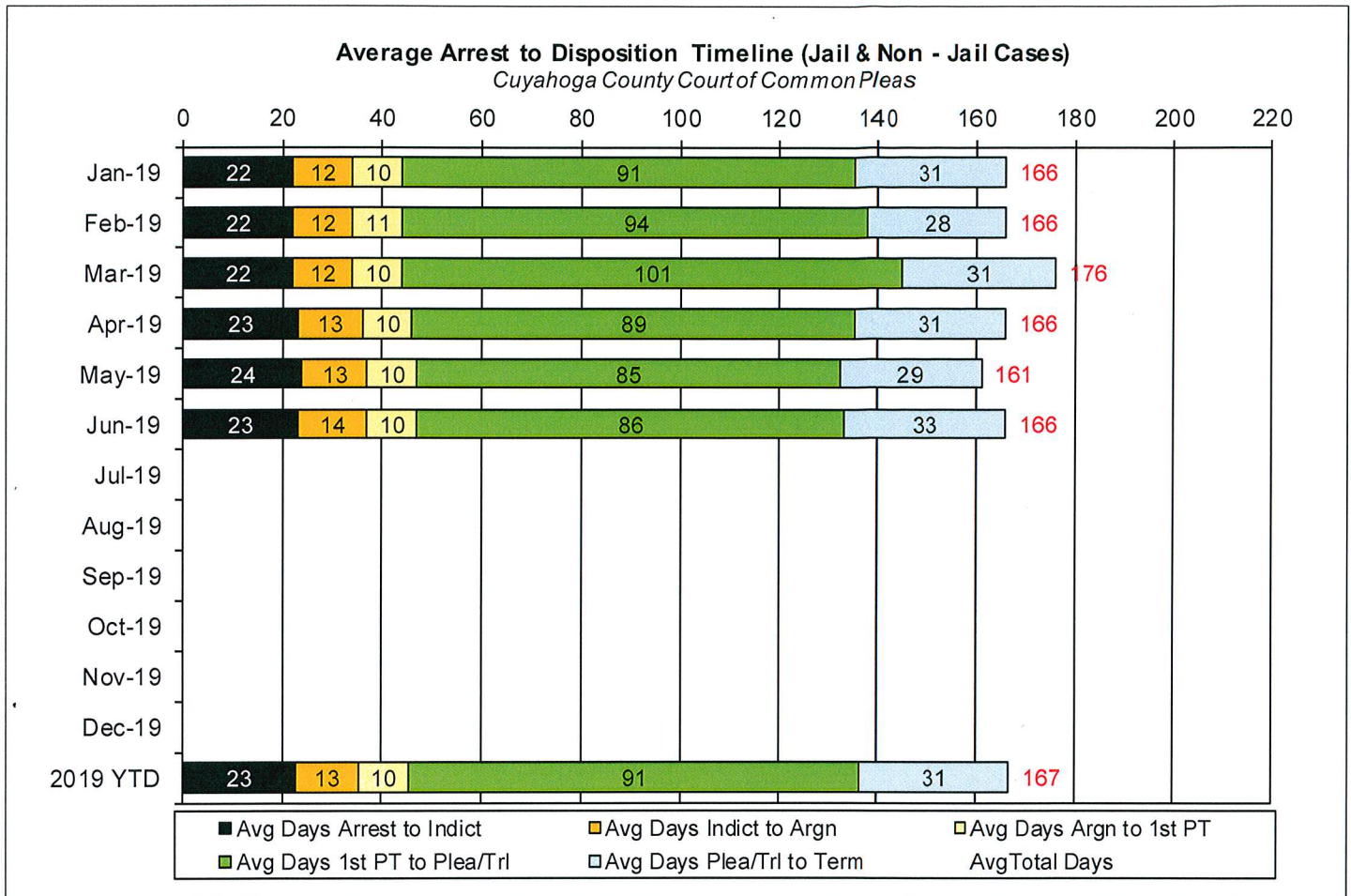
CUYAHOGA COUNTY COMMON PLEAS COURT

Average Arrest to Disposition Timeline (Non-Jail Cases)



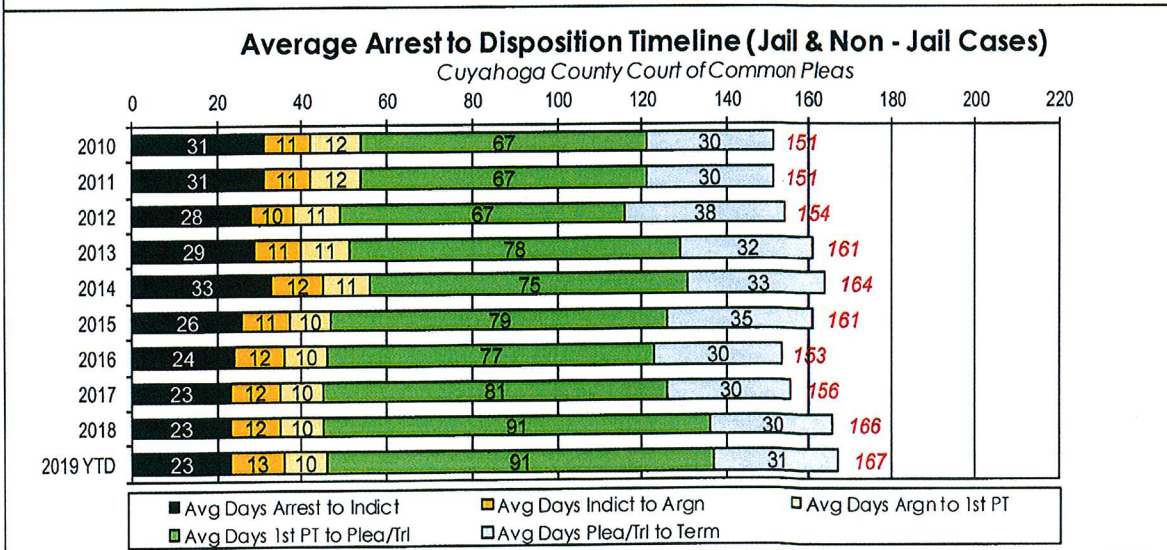
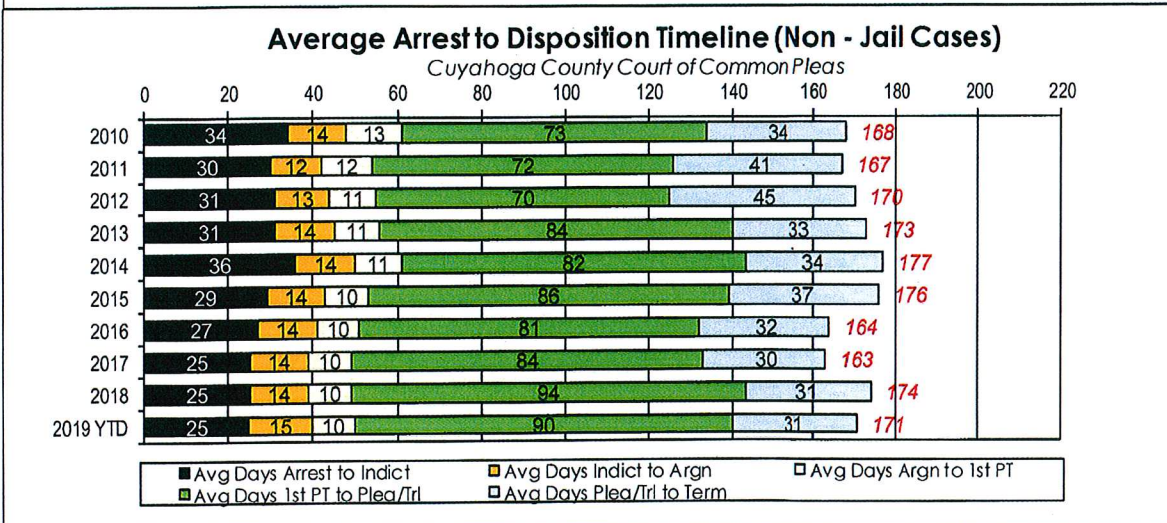
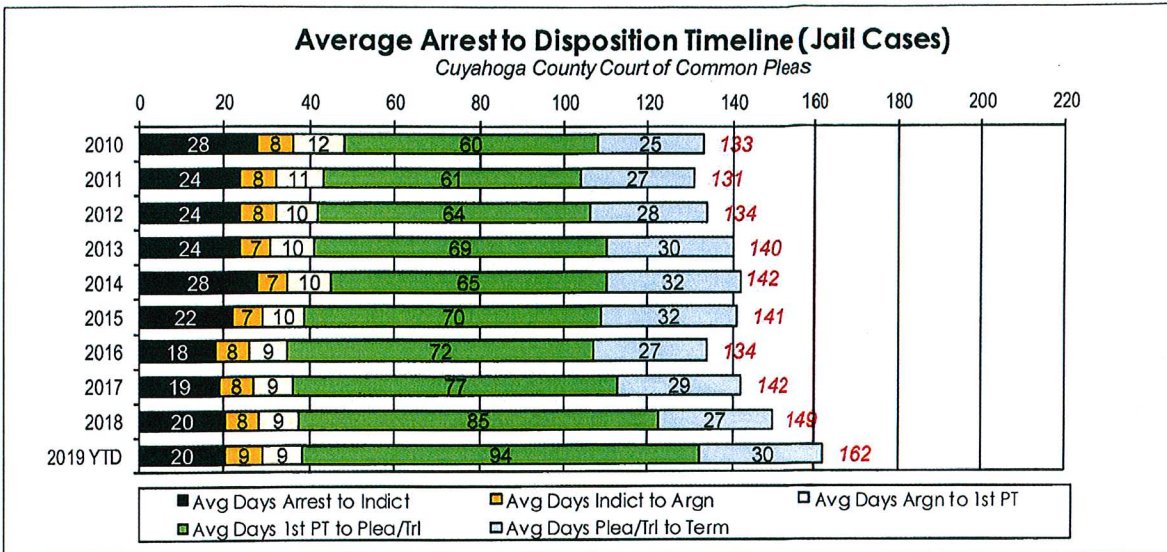
CUYAHOGA COUNTY COMMON PLEAS COURT

Average Arrest to Disposition Timeline (Jail and Non-Jail Cases)



CUYAHOGA COUNTY COMMON PLEAS COURT

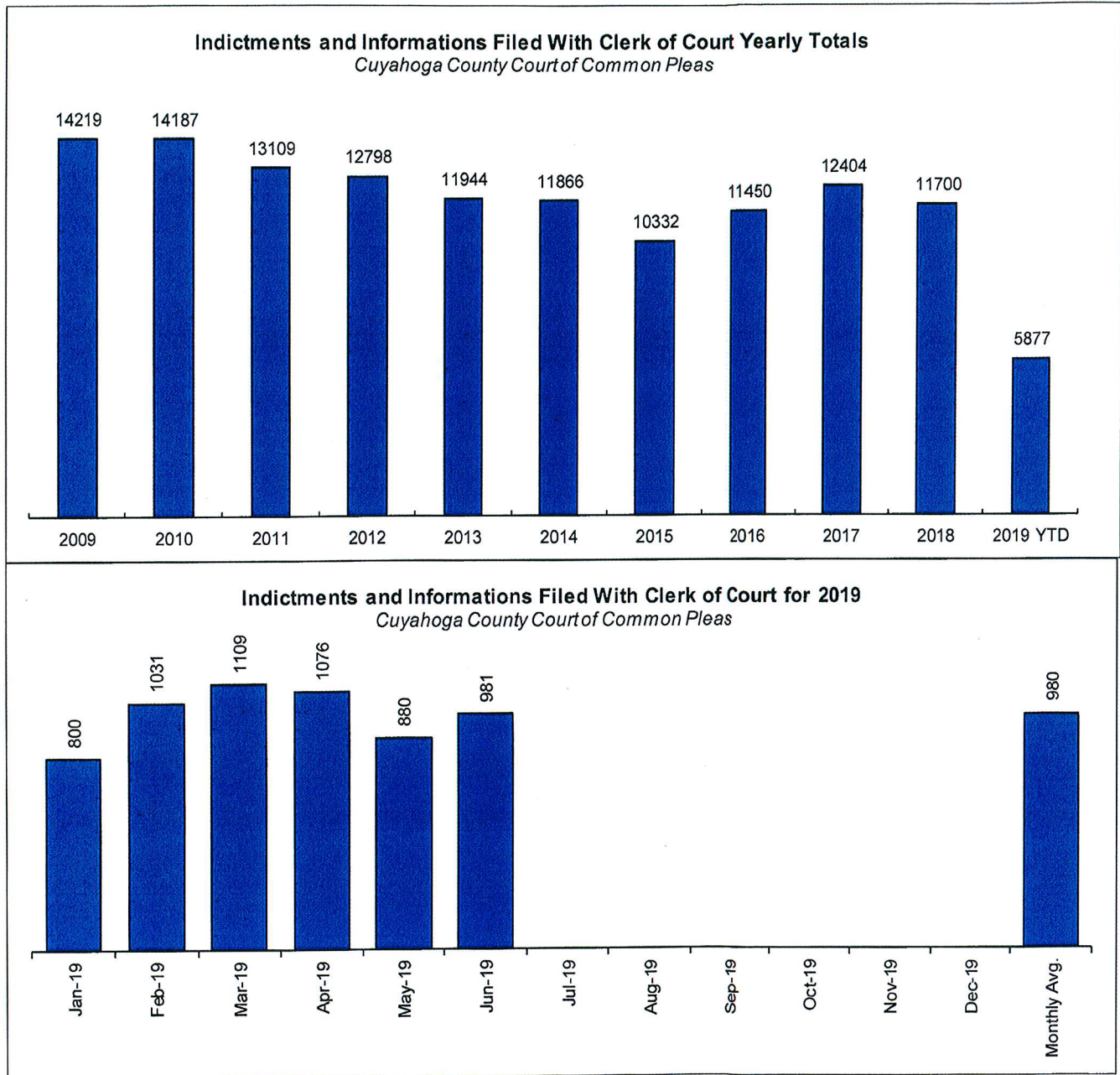
Yearly Average Arrest to Disposition Timeline



CUYAHOGA COUNTY COMMON PLEAS COURT

Indictments and Informations Filed With the Clerk of Courts

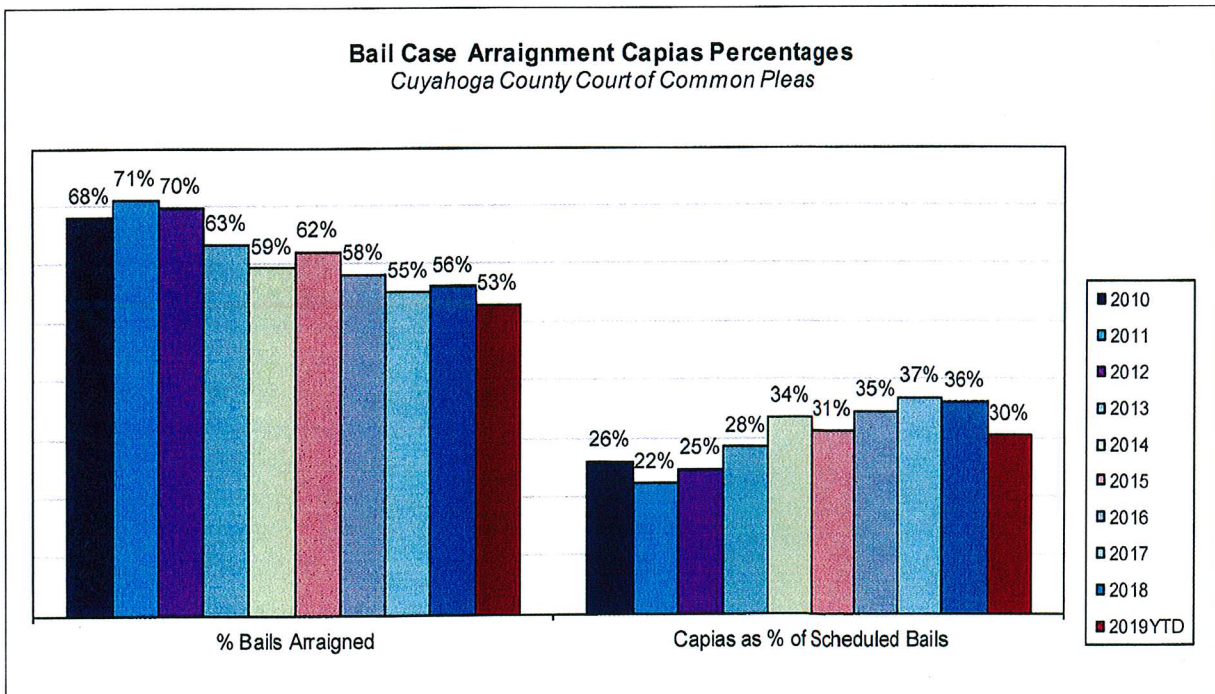
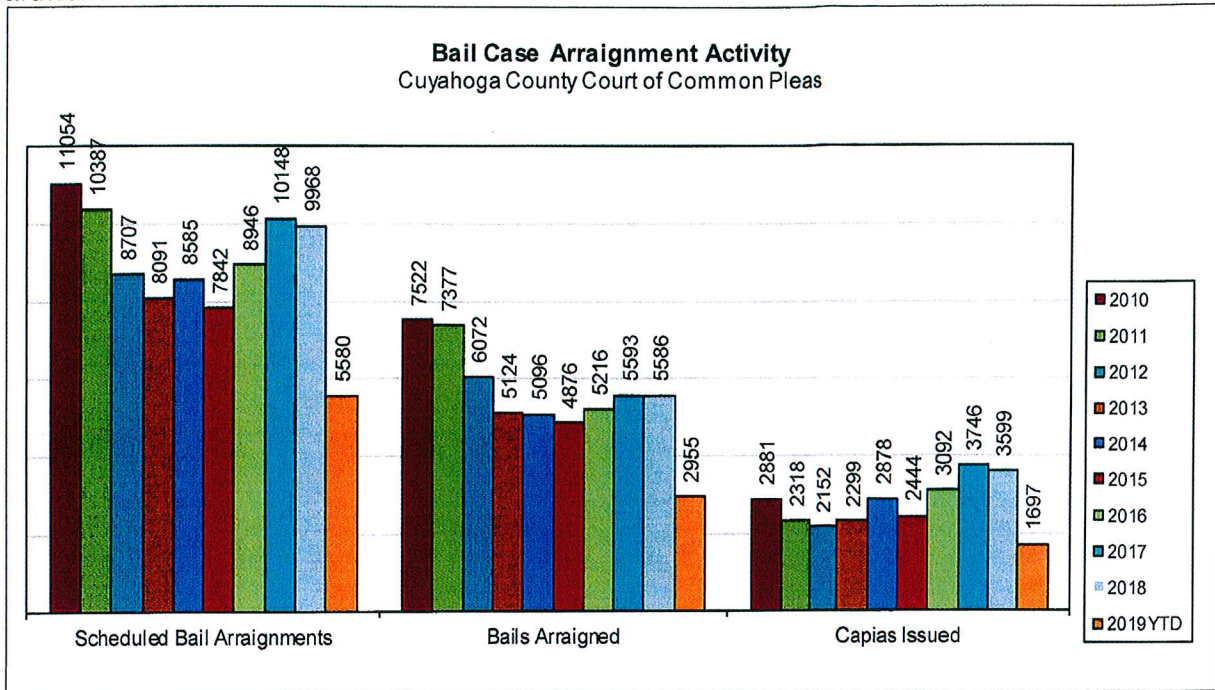
The following charts are reflective of Indictments and Informations filed with the Criminal Clerk of Courts from 2000. The source for this information was the Criminal Clerk's Office.



CUYAHOGA COUNTY COMMON PLEAS COURT

Bail Case Arraignment Activity

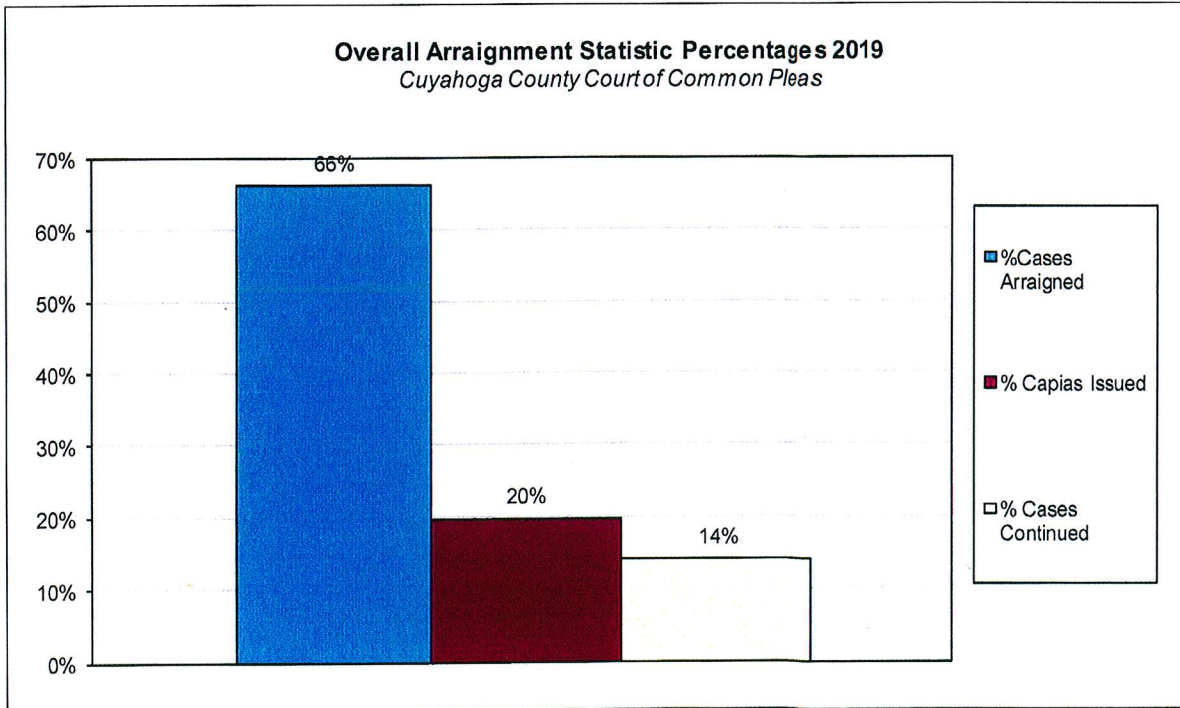
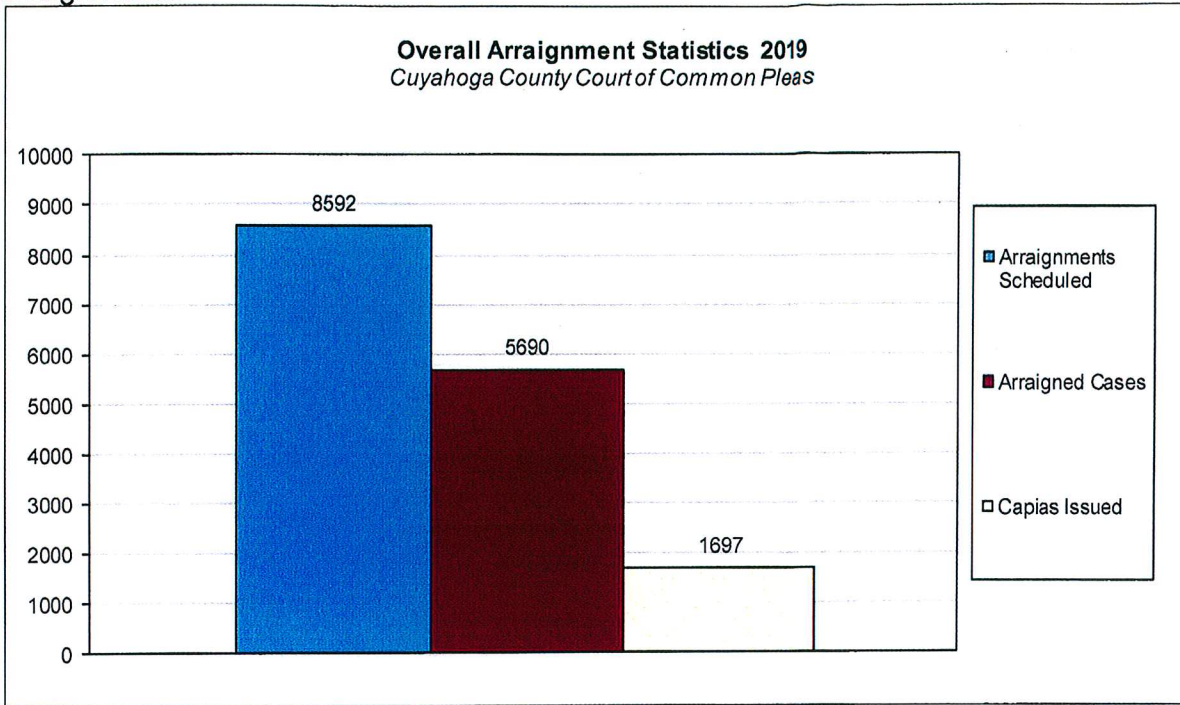
The following charts are reflective of arraignment activity where the defendant was not incarcerated at the time of arraignment. The source for this information was the Criminal Records Department.



CUYAHOGA COUNTY COMMON PLEAS COURT

Overall Arraignment Statistics

The arraignment statistics were provided by the Criminal Records Department. They are provided to give a representation of arraignment activity in the Court in 2019. These statistics include jail and non-jail arraignments.



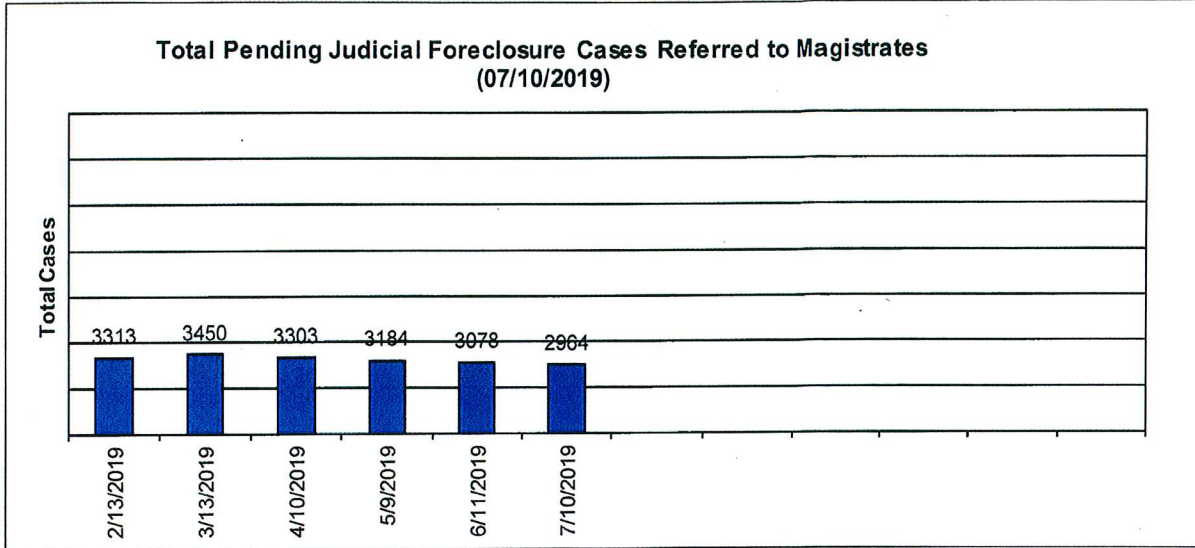
Judicial Foreclosure Statistics¹

¹ For clarification purposes, Foreclosure cases in this report are identified as Judicial Foreclosure filings (filing codes 1460 (Foreclosure Marsh. Of Lien), 1465(Tax Lien), 1466 (Tax Certificate), 1470 (Quiet Title), and 1480 (Partition)). These cases are different from Board of Revision Foreclosures, which are not reported here.

CUYAHOGA COUNTY COMMON PLEAS COURT

Total Pending Judicial Foreclosure Cases Referred to Magistrates

The following chart is a display of the total number of pending Judicial Foreclosure cases referred to the Magistrates on specific dates. The table below shows the number of these cases pending from each year since 2005.




	As of:	2/13/2019	3/13/2019	4/10/2019	5/9/2019	6/11/2019	7/10/2019						
Year													
1993			1	1	1	0	0						
2005		1	1	1	1	1	0						
2006		0	0	0	0	1	0						
2007		0	0	0	0	0	0						
2008		0	0	0	0	0	0						
2009		1	1	1	1	1	0						
2010		3	3	3	2	2	0						
2011		4	3	3	3	3	2						
2012		3	3	3	3	2	1						
2013		4	4	5	3	3	3						
2014		15	15	15	14	14	12						
2015		20	19	16	15	14	9						
2016		58	49	43	35	29	24						
2017		218	195	156	137	108	93						
2018		2536	2237	1872	1525	1183	922						
2019		450	919	1184	1444	1717	1898						
Total		3313	3450	3303	3184	3078	2964						

CUYAHOGA COUNTY COMMON PLEAS COURT

Total Pending Tax Lien & Certificate Cases Referred to Magistrates

The following chart is a display of the number of pending tax Judicial Foreclosure cases referred to the Magistrates on specific dates. The table below shows the number of pending tax Judicial Foreclosure cases in each year since 2005.

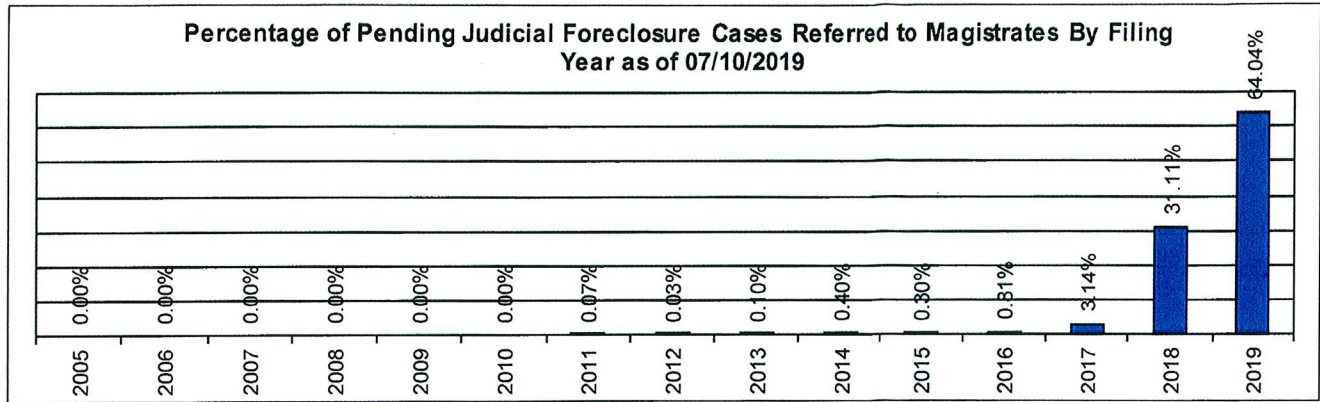


	As of:	2/13/2019	3/13/2019	4/10/2019	5/9/2019	6/11/2019	7/10/2019						
Year													
2005		0	0	0	0	0	0						
2006		0	0	0	0	0	0						
2007		0	0	0	0	0	0						
2008		0	0	0	0	0	0						
2009		1	1	1	1	1	0						
2010		1	1	1	0	0	0						
2011		3	2	2	2	2	1						
2012		3	3	3	3	2	1						
2013		2	2	3	2	1	1						
2014		5	6	6	6	7	5						
2015		3	4	3	4	4	2						
2016		9	7	6	4	3	1						
2017		28	26	20	12	9	10						
2018		1047	903	730	607	460	349						
2019		60	291	355	453	613	693						
Total		1162	1246	1130	1094	1102	1063						

CUYAHOGA COUNTY COMMON PLEAS COURT

Percentage of Pending Judicial Foreclosure Cases By Filing Year

The following chart is a representation of the total number of pending Judicial Foreclosure cases by filing year expressed as a percentage on a specific date. The table below is the supporting data for this chart.

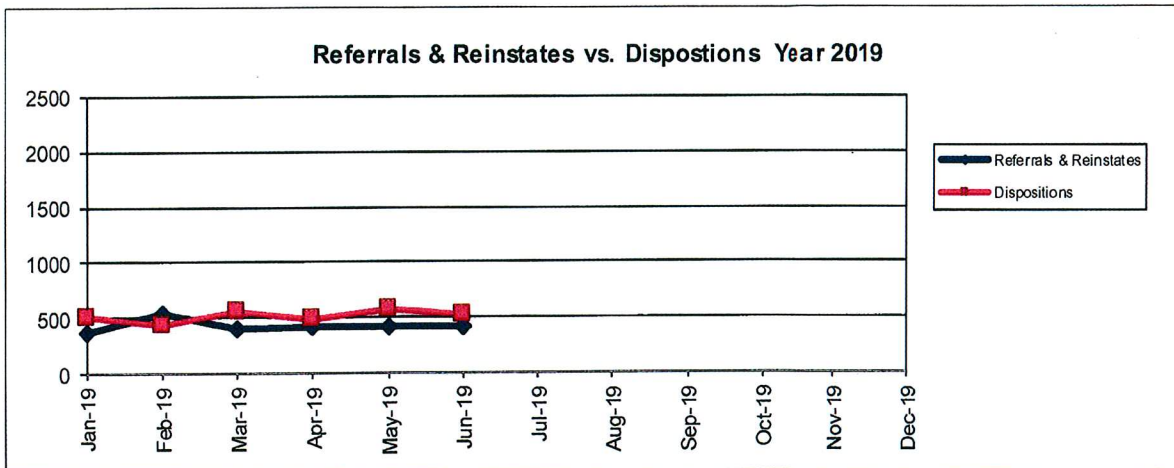
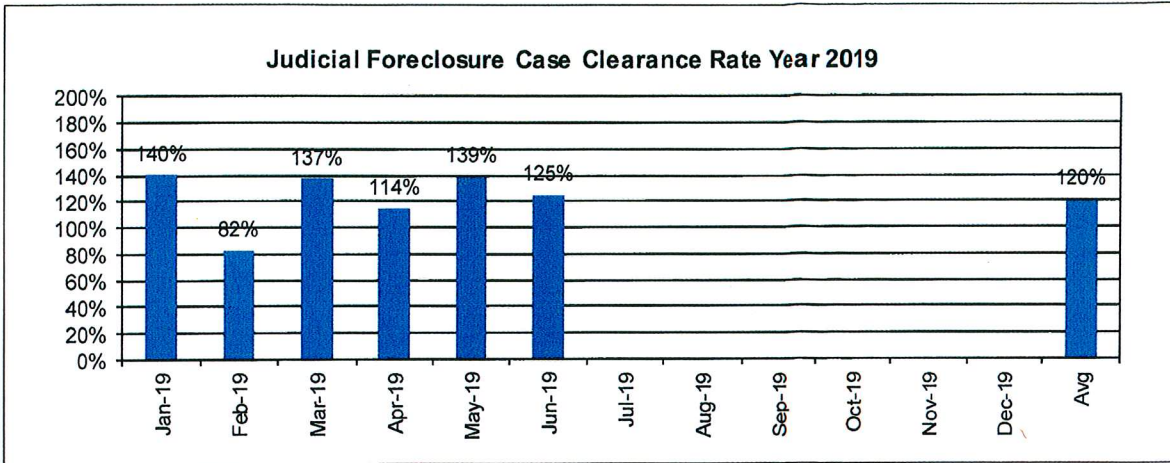


Year	As of:	7/10/2019	% of Total
1993		0	0.00%
2005		0	0.00%
2006		0	0.00%
2007		0	0.00%
2008		0	0.00%
2009		0	0.00%
2010		0	0.00%
2011		2	0.07%
2012		1	0.03%
2013		3	0.10%
2014		12	0.40%
2015		9	0.30%
2016		24	0.81%
2017		93	3.14%
2018		922	31.11%
2019		1898	64.04%
Total		2964	100.00%

CUYAHOGA COUNTY COMMON PLEAS COURT

Judicial Foreclosure Clearance Rate Year 2019

The Clearance Rate is the number of outgoing cases as a percentage of the number of incoming cases. Clearance rate measures whether the court is keeping up with its incoming caseload. If cases are not disposed in a timely manner, a backlog of cases awaiting disposition will grow. A Clearance Rate of 100% indicates that at least as many cases as have been filed, reopened, or reactivated in a period have been disposed.

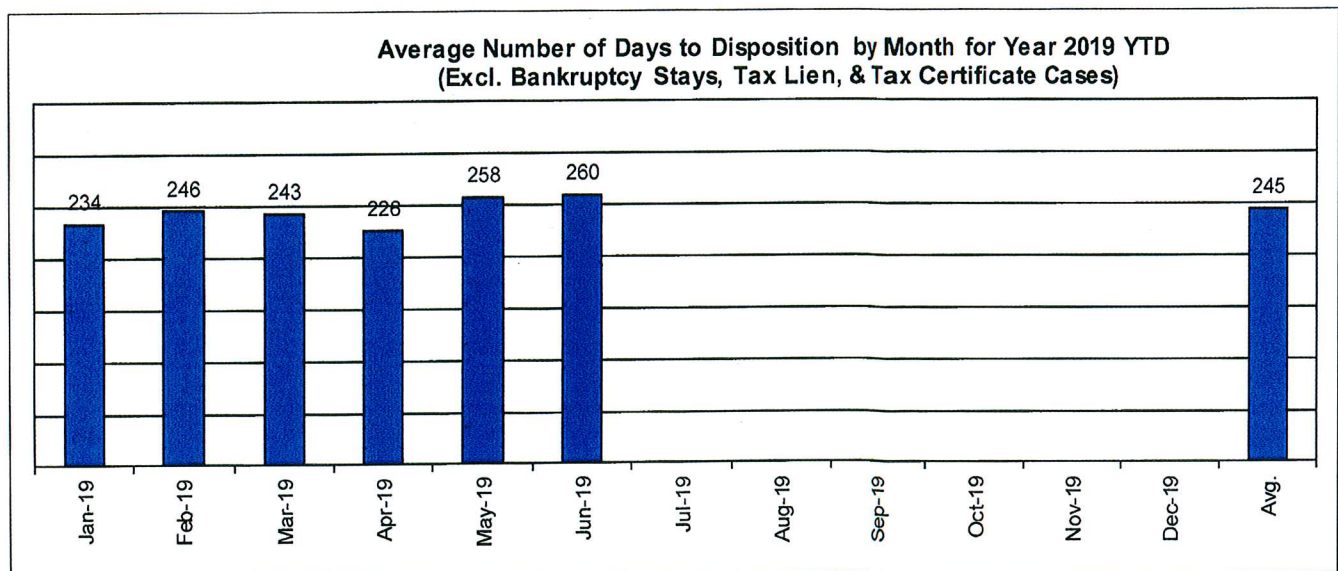
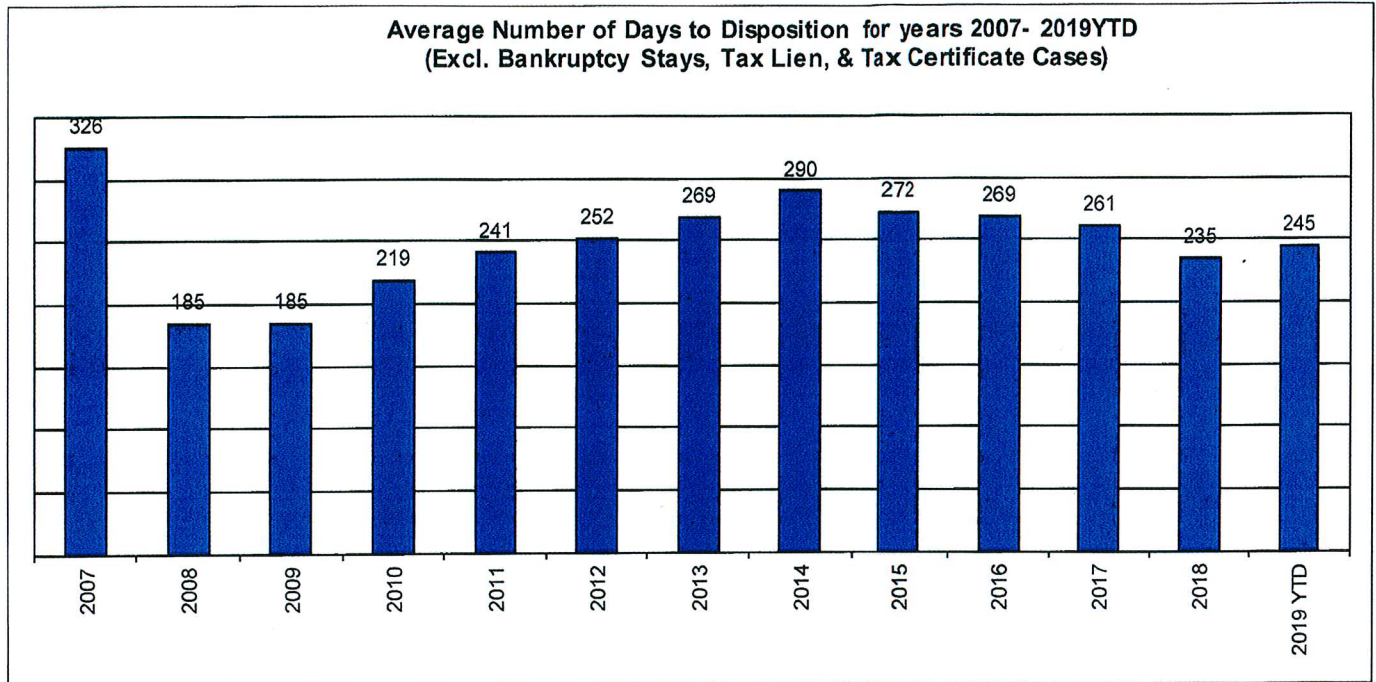


	Referrals & Reinstates	Dispositions	Clearance Rate
Jan-19	363	508	140%
Feb-19	537	441	82%
Mar-19	406	555	137%
Apr-19	421	481	114%
May-19	416	578	139%
Jun-19	415	518	125%
Jul-19			
Aug-19			
Sep-19			
Oct-19			
Nov-19			
Dec-19			
Avg	426	514	120%
Total	2558	3081	

CUYAHOGA COUNTY COMMON PLEAS COURT

Avg. Number of Days to Disp. (Excl. Bank. Stays & Tax Lien & Tax Cert.)

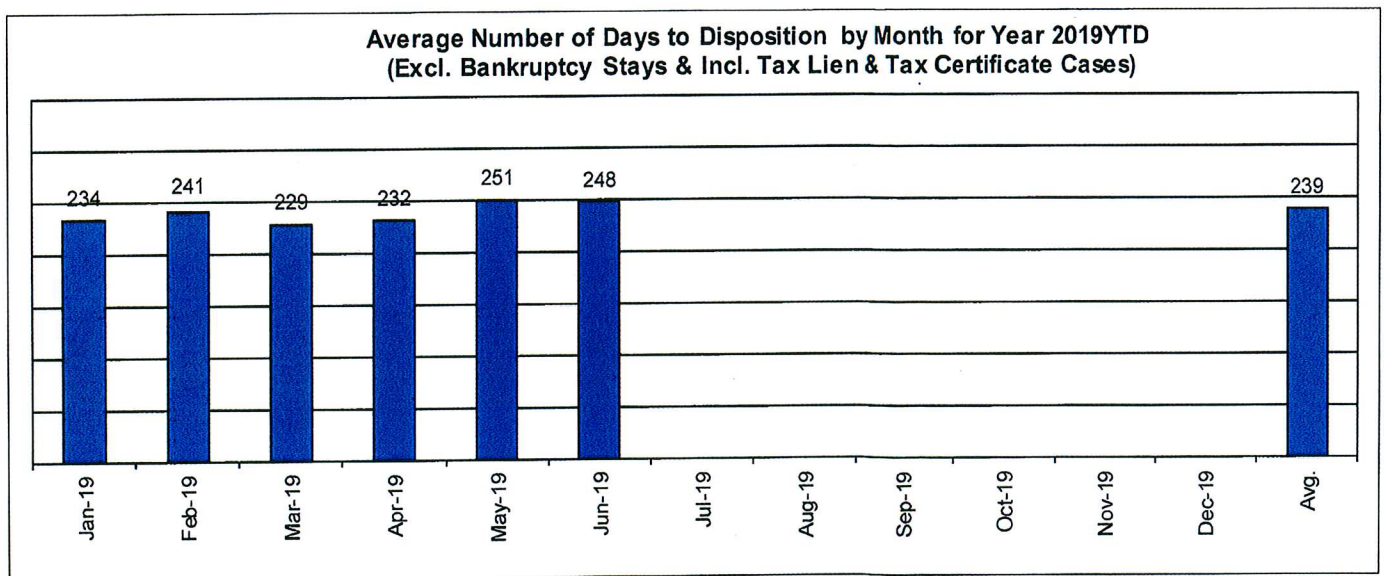
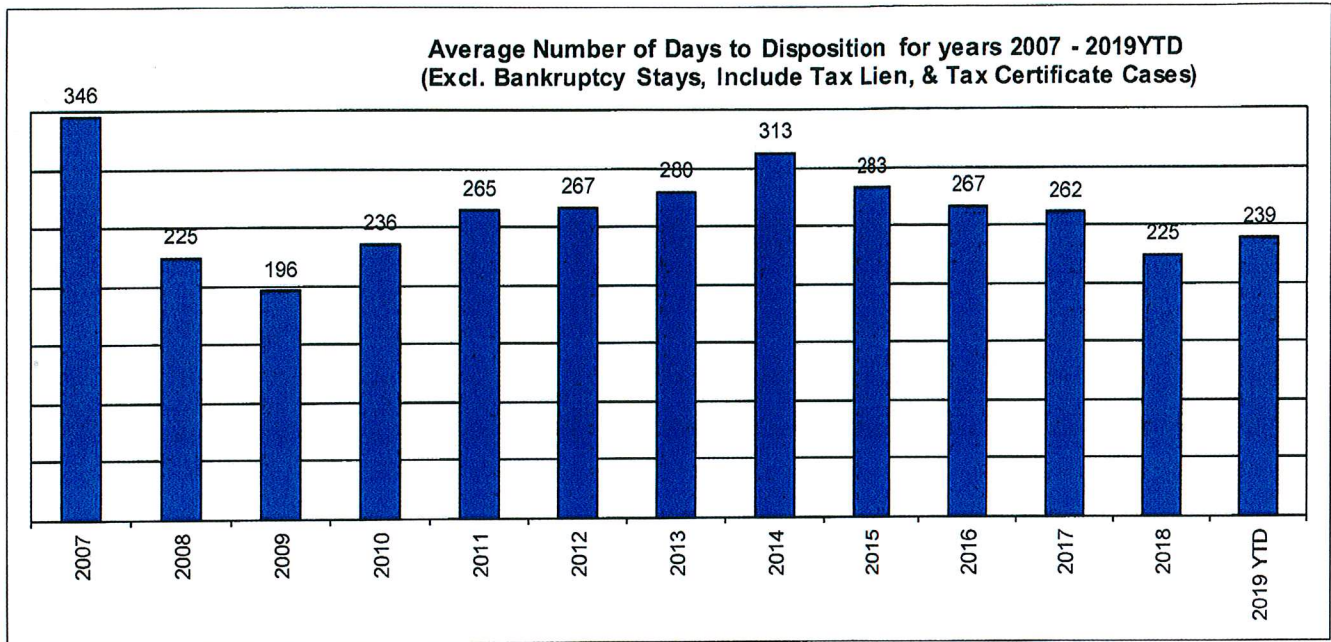
The average number of days to disposition is the number of days from filing to a final disposition entry being filed with the Clerk of Court. The data sample is based on all judicial foreclosure cases terminated by decree or dismissal (cases terminated by bankruptcy are not included) in a month. Each case is examined to determine the number of days between filing and termination with the periods that a case may have been in bankruptcy subtracted. Adding the total days of all of the cases minus bankruptcy periods and dividing by the total number of cases calculates the average. In the following chart, tax judicial foreclosure cases are excluded.



CUYAHOGA COUNTY COMMON PLEAS COURT

Avg. Number of Days to Disp. (Excl. Bank. Stays & Incl. Tax Lien & Tax Cert.)

The average number of days to disposition is the number of days from filing to a final disposition entry being filed with the Clerk of Court. The data sample is based on all Judicial Foreclosure cases terminated by decree or dismissal (cases terminated by bankruptcy are not included) in a month. Each case is examined to determine the number of days between filing and termination with the periods that a case may have been in bankruptcy subtracted. Adding the total days of all of the cases minus bankruptcy periods and dividing by the total number of cases calculates the average. In the following chart, all types of Judicial Foreclosure cases are included.

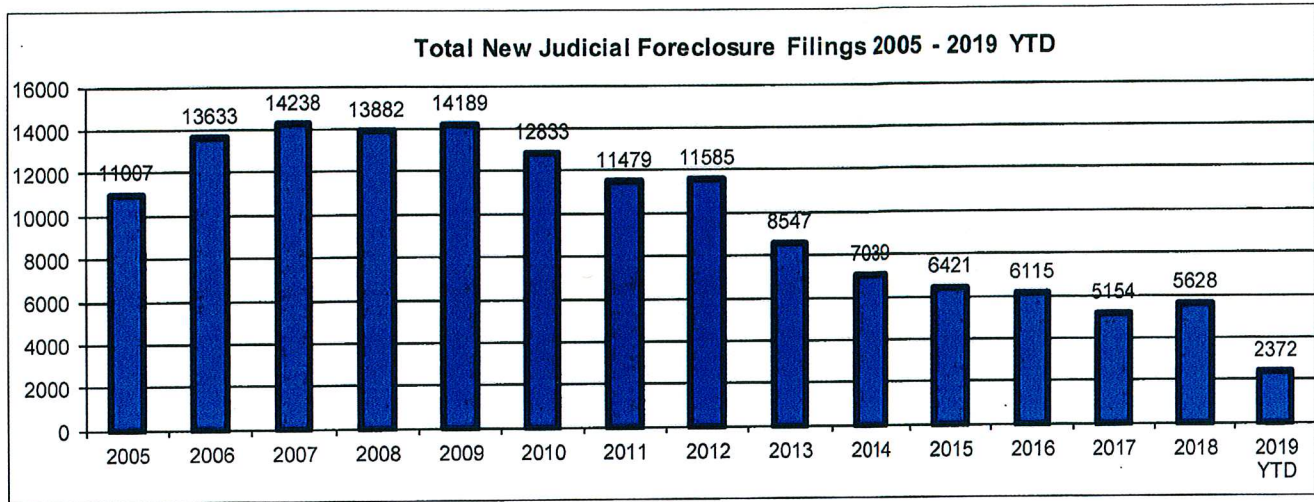


CUYAHOGA COUNTY COMMON PLEAS COURT

Total New Judicial Foreclosure Filings

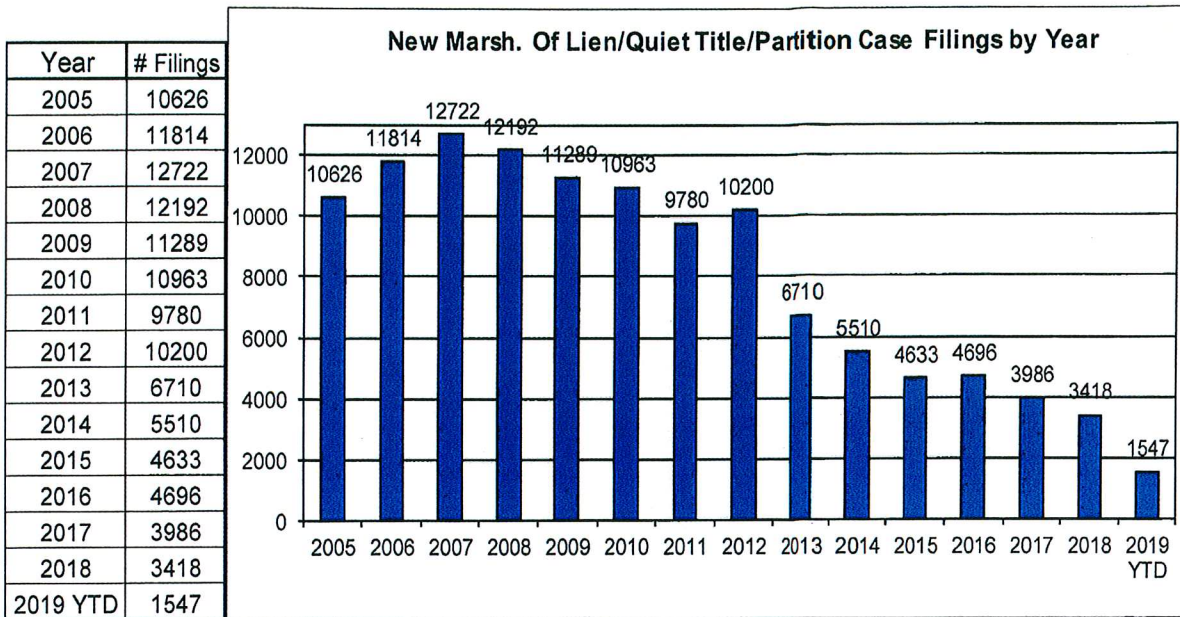
The following charts are provided as a historical view of new judicial foreclosure filings.

1. Total New Judicial Foreclosure Filings from 2005 – 2019 by year
2. Total New Marsh of Lien/Quiet Title/Partition Filings from 2005 – 2019 by month
3. Total New Tax Lien & Tax Certificate Filings for 2005 – 2019 by month
4. Total New Judicial Foreclosure Filings from 2005 – 2019 by month

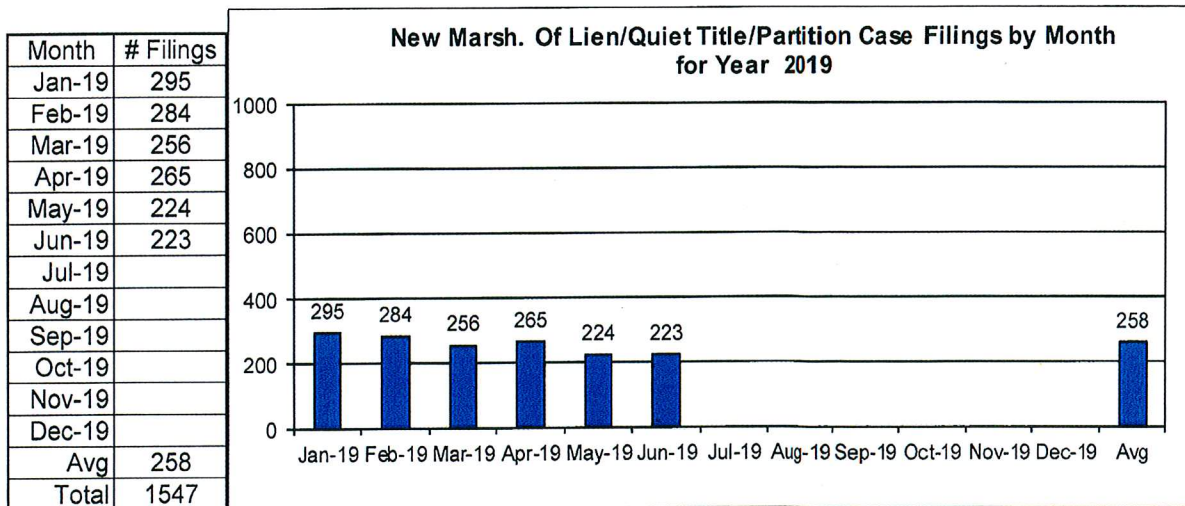


CUYAHOGA COUNTY COMMON PLEAS COURT

New Marsh of Lien/Quiet Title/Partition Case Filings for Years 2005 – 2019 YTD

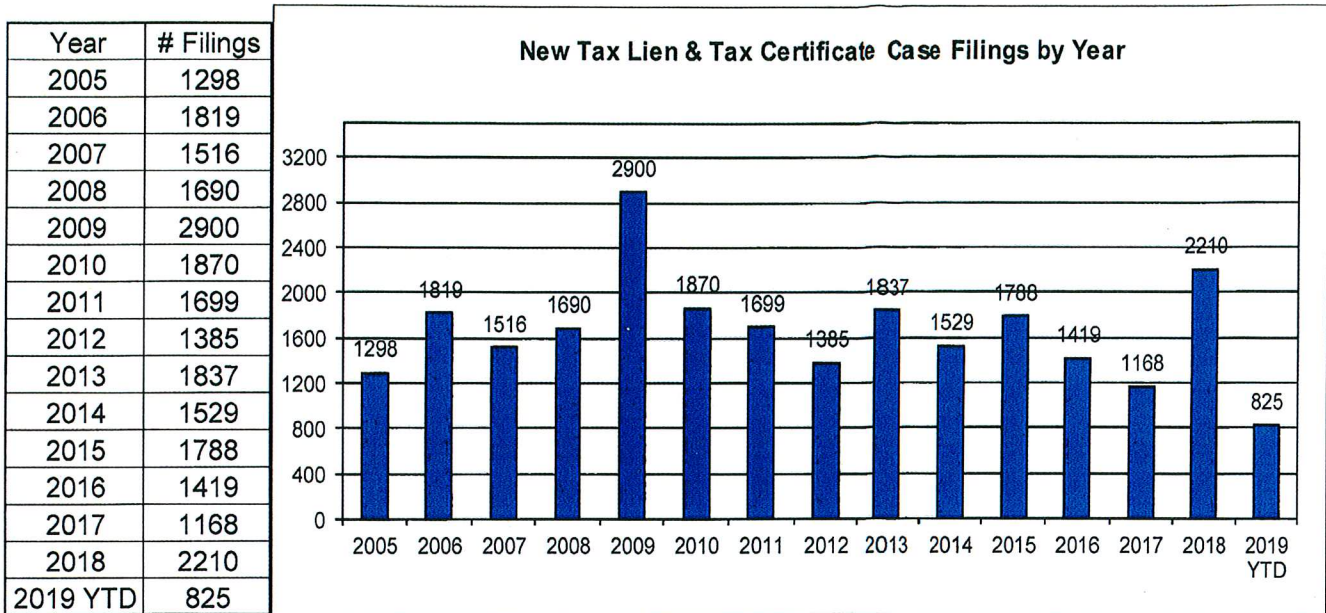


New Marsh of Lien/Quiet Title/Partition Case Filings by month for 2019 YTD

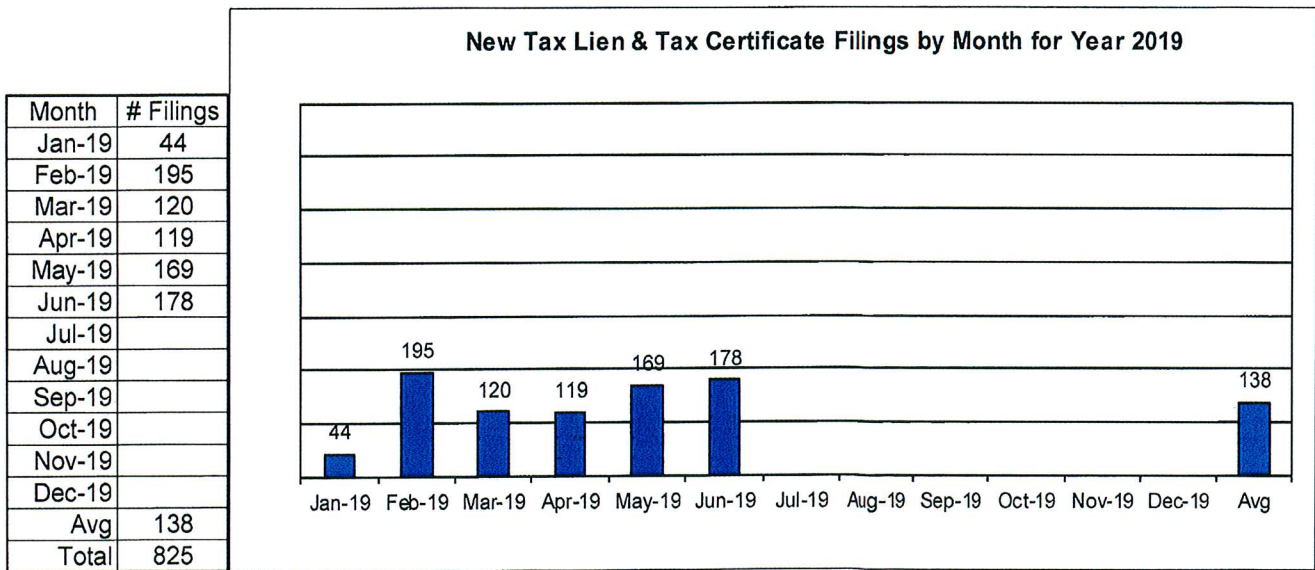


CUYAHOGA COUNTY COMMON PLEAS COURT

New Tax Lien & Certificate Filings for Years 2005 – 2019 YTD



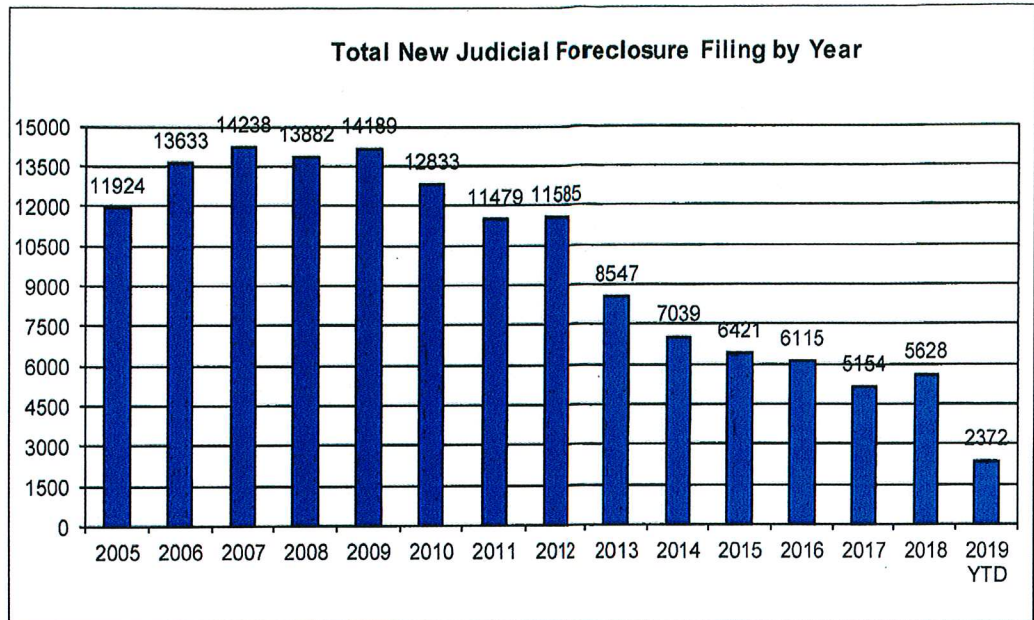
New Tax Lien & Certificate Filings by Month for Year 2019 YTD



CUYAHOGA COUNTY COMMON PLEAS COURT

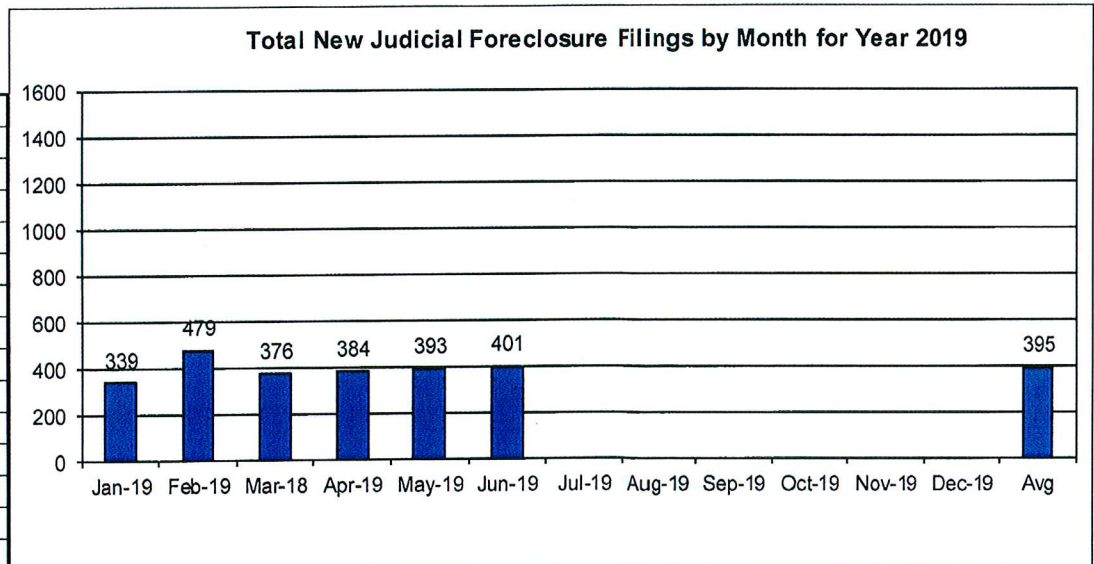
Total New Judicial Foreclosure Filings Years 2005 – 2019 YTD

Year	# Filings
2005	11924
2006	13633
2007	14238
2008	13882
2009	14189
2010	12833
2011	11479
2012	11585
2013	8547
2014	7039
2015	6421
2016	6115
2017	5154
2018	5628
2019YTD	2372



Total New Judicial Foreclosure Filings by Month for Year 2019 YTD

Month	# Filings
Jan-19	339
Feb-19	479
Mar-18	376
Apr-19	384
May-19	393
Jun-19	401
Jul-19	
Aug-19	
Sep-19	
Oct-19	
Nov-19	
Dec-19	
Avg	395
Total	2372



Magistrate's Monthly Reports

The Magistrates' Monthly Report consists of 5 reports. Below is a description of each.

Magistrate's Monthly Supplemental Journal Entry Report (R415)

Retrieves total number of supplemental entries and Decrees of Confirmation of Sheriff's sale created during a specific period. A supplemental entry is any journal created by a magistrate, which does not close out a case. For example, any magistrate's order (MG) setting a hearing, any journal entry (JE) ruling on a motion, journals confirming Sheriff's sales, etc.).

Magistrate's Full Disposition Count by Magistrate Report (R413)

Retrieves total number of cases disposed of during a specific period. The dispositions are grouped by Magistrate and then broken down by the type of disposition (i. e. Default, Dismissed with Prejudice, Dismissed without Prejudice, etc.) This report can be printed three different ways. Including tax cases (Full Dispositions), excluding tax cases (Non-Tax Dispositions), and Tax cases only (Tax Dispositions).

Magistrate's Monthly Cases Referred/Reinstated Report (R418)

Retrieves newly filed cases referred to the Magistrates Dept. and cases previously disposed by the Magistrates Dept. that are reinstated and re-referred to the magistrates. The cases are separated by Tax (filing code 1465; Tax Judicial Foreclosure & 1466; Tax Certificate Judicial Foreclosure) and Non-Tax (1460; Judicial Foreclosure Marsh. Of Lien, 1480; Partition, 1470; Quiet Title, misc. (i. e. 1391; Contract Other, etc.).

Magistrate's Monthly Hearing Totals Report (R3146)

Retrieves total number of hearings held during one month. The hearings are grouped by Magistrate and then broken down by what type hearing was held (i. e. Default, Pretrial, etc.).

Magistrate's Monthly Case Load Report (R3147)

Retrieves individual caseload totals for individual magistrates during a specific period. The cases are grouped by magistrate and then broken down by case type (i. e. tax judicial foreclosure, tax certificate judicial foreclosure and non-tax judicial foreclosure).

CUYAHOGA COUNTY COURT OF COMMON PLEAS

DATE: 07/10/2019
TIME: 7:38 AM

OFFICE OF THE MAGISTRATES
MAGISTRATE'S MONTHLY SUPPLEMENTALS BY CASE
REPORTING PERIOD: JUNE 2019

PAGE: 1
CMSR415D

SUPPLEMENTALS

AUGUSTYN	143
BAKER	260
BUCHA	110
DAY	163
DYKE	208
GONZALEZ	167
HIPPLEY	135
JACKSON	229
JACKSON	111
KLEIN	272
LUCAS	217
WEISS	214
UNACCOUNTED FOR	0

TOTAL 2229

CONFIRMATIONS

TOTAL 0

CUYAHOGA COUNTY COURT OF COMMON PLEAS
OFFICE OF THE MAGISTRATES
Full Disposition Count by Magistrate
 REPORTING PERIOD: FROM 06/01/2019 TO 06/30/2019

MagID	Dispose Type	Tax Cert.	Tax Treas.	Total		
KCA					Decrees	356
	Bank	0	1	3	Defaults	148
	Def	1	0	9	Other	208
	Dism	0	2	10	Court Trial	0
	Ref. Vacate	0	0	0	Dismissals	137
	Court Trial	0	0	0	Bankruptcy	25
	Other	0	9	15	Ref. Vacated	0
	MAG'S TOTAL	1	12	37	Grand Total	518
GDB						
	Bank	0	0	1		
	Def	2	0	22		
	Dism	0	2	7		
	Ref. Vacate	0	0	0		
	Court Trial	0	0	0		
	Other	0	20	27		
	MAG'S TOTAL	2	22	57		
SMB						
	Bank	0	0	1		
	Def	0	0	3		
	Dism	0	0	5		
	Ref. Vacate	0	0	0		
	Court Trial	0	0	0		
	Other	1	8	12		
	MAG'S TOTAL	1	8	21		
CED						
	Bank	0	0	2		
	Def	0	0	7		
	Dism	0	5	12		
	Ref. Vacate	0	0	0		
	Court Trial	0	0	0		
	Other	0	6	8		
	MAG'S TOTAL	0	11	29		
JTD						
	Bank	0	2	3		
	Def	0	1	18		
	Dism	0	3	21		
	Ref. Vacate	0	0	0		
	Court Trial	0	0	0		
	Other	0	11	14		
	MAG'S TOTAL	0	17	56		
TG						
	Bank	0	0	2		
	Def	2	0	8		
	Dism	3	2	19		
	Ref. Vacate	0	0	0		
	Court Trial	0	0	0		
	Other	0	9	13		
	MAG'S TOTAL	5	11	42		
KH						
	Bank	0	0	2		
	Def	0	0	16		
	Dism	3	1	13		
	Ref. Vacate	0	0	0		
	Court Trial	0	0	0		
	Other	1	23	31		
	MAG'S TOTAL	4	24	62		
ARJ						
	Bank	0	1	1		
	Def	0	0	3		
	Dism	1	1	12		

DATE: 07/10/2019
TIME: 7:39 AM

CUYAHOGA COUNTY COURT OF COMMON PLEAS
OFFICE OF THE MAGISTRATES
Full Disposition Count by Magistrate
REPORTING PERIOD: FROM 06/01/2019 TO 06/30/2019

PAGE: 2
CMSR413

MagID	Dispose Type	Tax Cert.	Tax Treas.	Total
	Ref. Vacate	0	0	0
	Court Trial	0	0	0
	Other	0	6	7
	MAG'S TOTAL	1	8	23
<hr/>				
JLJ				
	Bank	0	0	2
	Def	0	0	23
	Dism	2	1	8
	Ref. Vacate	0	0	0
	Court Trial	0	0	0
	Other	0	21	25
	MAG'S TOTAL	2	22	58
<hr/>				
MK				
	Bank	0	1	3
	Def	0	0	11
	Dism	0	2	13
	Ref. Vacate	0	0	0
	Court Trial	0	0	0
	Other	0	13	14
	MAG'S TOTAL	0	16	41
<hr/>				
PL				
	Bank	0	1	3
	Def	0	0	14
	Dism	0	0	9
	Ref. Vacate	0	0	0
	Court Trial	0	0	0
	Other	0	9	15
	MAG'S TOTAL	0	10	41
<hr/>				
CW				
	Bank	0	0	2
	Def	0	0	14
	Dism	0	0	8
	Ref. Vacate	0	0	0
	Court Trial	0	0	0
	Other	0	17	27
	MAG'S TOTAL	0	17	51

CUYAHOGA COUNTY COURT OF COMMON PLEAS

DATE: 07/10/2019
 TIME: 07:40 AM

OFFICE OF THE MAGISTRATES
 MAGISTRATE'S MONTHLY REF/REIN CASES
 FROM 06/01/2019 TO 06/30/2019

CMSR418

MAGISTRATE	NEW REFERRALS				REINSTATED			
	Tax Treas.	Tax Cert.	Non-Tax	Total	Tax Treas.	Tax Cert.	Non-Tax	Total
<u>AUGUSTYN/KEVIN/C</u>	12	0	16	28	0	0	1	1
<u>BAKER/GAIL/D</u>	14	1	19	34	0	0	1	1
<u>BUCHA/STEPHEN/M</u>	8	3	11	22	0	0	1	1
<u>DAY/CHRISTOPHER/E</u>	10	0	21	31	0	0	0	0
<u>DYKE/JOHN/T</u>	11	2	26	39	0	0	0	0
<u>GONZALEZ/TRACEY/</u>	13	1	15	29	1	0	2	3
<u>HIPPLEY/KEVIN/</u>	21	1	16	38	0	0	1	1
<u>JACKSON/AMY/R</u>	15	0	23	38	0	0	3	3
<u>JACKSON/JIM/L</u>	12	0	16	28	0	0	0	0
<u>KLEIN/MONICA/</u>	20	1	17	38	0	0	2	2
<u>LUCAS/PAUL/</u>	24	1	19	44	0	0	0	0
<u>WEISS/CAROL/</u>	15	0	17	32	0	0	2	2
<u>TOTAL</u>	175	10	216	401	1	0	13	14
<u>COMBINED TOTAL</u>	415							

CUYAHOGA COUNTY COURT OF COMMON PLEAS

OFFICE OF THE MAGISTRATES

MAG MONTHLY HEARING TOTALS

Reporting Period: June 2019

DATE: 07/10/2019
TIME: 07:40 AM

PAGE: 1
CMSR3146

Monthly Hearing Total 468

AUGUSTYN
 Default Hearings 12
 Tax Hearings 11
 Pretrials 12

 TOTAL: 35

BAKER
 Default Hearings 15
 Tax Hearings 11
 Pretrials 0

 TOTAL: 26

BUCHA
 Default Hearings 7
 Tax Hearings 11
 Pretrials 4

 TOTAL: 22

DAY
 Default Hearings 22
 Tax Hearings 6
 Pretrials 4

 TOTAL: 32

DYKE
 Default Hearings 9
 Tax Hearings 11
 Pretrials 3

 TOTAL: 23

GONZALEZ
 Default Hearings 22
 Tax Hearings 18
 Pretrials 0

 TOTAL: 40

HIPPLEY
 Default Hearings 22
 Tax Hearings 9
 Pretrials 2

 TOTAL: 33

JACKSON
 Default Hearings 15
 Tax Hearings 10
 Pretrials 8

 TOTAL: 33

JACKSON
 Default Hearings 35
 Tax Hearings 24
 Pretrials 20

 TOTAL: 79

KLEIN
 Default Hearings 22
 Tax Hearings 12
 Pretrials 12

 TOTAL: 46

CUYAHOGA COUNTY COURT OF COMMON PLEAS

OFFICE OF THE MAGISTRATES

MAG MONTHLY HEARING TOTALS

Reporting Period: June 2019

DATE: 07/10/2019
TIME: 07:40 AM

PAGE: 2
CMSR3146

TOTAL:	46
LUCAS	
Default Hearings	25
Tax Hearings	15
Pretrials	10
<hr/>	
TOTAL:	50
WEISS	
Default Hearings	29
Tax Hearings	15
Pretrials	5
<hr/>	
TOTAL:	49

CUYAHOGA COUNTY COURT OF COMMON PLEAS

DATE: 07/10/2019
 TIME: 7:41 AM

Office of the Magistrates
 Magistrate's Monthly Case Load
 MONTH: JUNE 2019

PAGE: 1
 CMSR3147

Magistrate Name	Non Tax Total	Tax Cert.	Tax Treas.	Total Tax	Total Cases
AUGUSTYN	113	6	56	62	175
BAKER	182	5	81	86	268
BUCHA	81	8	42	50	131
DAY	136	14	48	62	198
DYKE	140	3	64	67	207
GONZALEZ	171	5	96	101	272
HIPPLEY	194	10	114	124	318
JACKSON	208	11	118	129	337
JACKSON	114	5	64	69	183
KLEIN	179	12	83	95	274
LUCAS	189	6	129	135	324
WEISS	188	13	80	93	281
Non Tax Total:	1895	Cert.Tax Total: 98	Tax Treas. Total: 975	Total Tax: 1073	Total Cases: 2968

CUYAHOGA COUNTY COMMON PLEAS COURT

Report CMSR1062 - Judicial Foreclosure Statistics by Judge

Report CMSR1062 provides a list of judicial foreclosure case activity for each Judge. The report identifies how many cases were pending at the beginning of the period. The new cases filed and cases that were transferred in or reactivated are added to the number pending at the beginning of the period. It then shows the type and number of terminations for the period. The total terminations are subtracted from the total pending which provides the pending at the end of the period.

CUYAHOGA COUNTY COURT OF COMMON PLEAS

DATE: 07/10/2019
TIME: 07:36 AM

Foreclosure Statistics by Judge
Reporting Period: June 2019

PAGE: 1
CMSR1062

Judge

AMBROSE, DICK							
Pending at Beg of Period			New Cases Filed		Cases Transferred In / Reactivated		Total
	67		8		2		77
Terminations							
	Bankruptcy	Default	RefVacated	Court Trial	Dismiss	Other	Total
	0	1	0	0	4	4	9
Total Pending at End of Period							68

BARKER, PAMELA A							
Pending at Beg of Period			New Cases Filed		Cases Transferred In / Reactivated		Total
	100		16		2		118
Terminations							
	Bankruptcy	Default	RefVacated	Court Trial	Dismiss	Other	Total
	1	5	0	0	3	3	12
Total Pending at End of Period							106

CALABRESE, DEENA R							
Pending at Beg of Period			New Cases Filed		Cases Transferred In / Reactivated		Total
	97		9		1		107
Terminations							
	Bankruptcy	Default	RefVacated	Court Trial	Dismiss	Other	Total
	1	4	0	0	2	4	11
Total Pending at End of Period							96

CLANCY, MAUREEN							
Pending at Beg of Period			New Cases Filed		Cases Transferred In / Reactivated		Total
	76		11		4		91
Terminations							
	Bankruptcy	Default	RefVacated	Court Trial	Dismiss	Other	Total
	0	2	0	0	7	5	14
Total Pending at End of Period							77

COLLIER-WILLIAMS, CASSANDRA							
Pending at Beg of Period			New Cases Filed		Cases Transferred In / Reactivated		Total
	84		10		1		95
Terminations							
	Bankruptcy	Default	RefVacated	Court Trial	Dismiss	Other	Total
	1	5	0	0	2	7	15
Total Pending at End of Period							80

CORRIGAN, BRIAN J							
Pending at Beg of Period			New Cases Filed		Cases Transferred In / Reactivated		Total
	97		11		1		109
Terminations							
	Bankruptcy	Default	RefVacated	Court Trial	Dismiss	Other	Total
	0	2	0	0	2	1	5
Total Pending at End of Period							104

CORRIGAN, PETER J							
Pending at Beg of Period			New Cases Filed		Cases Transferred In / Reactivated		Total
	80		10		0		90
Terminations							
	Bankruptcy	Default	RefVacated	Court Trial	Dismiss	Other	Total
	0	7	0	0	2	3	12
Total Pending at End of Period							78

FUERST, NANCY A

CUYAHOGA COUNTY COURT OF COMMON PLEAS

DATE: 07/10/2019
 TIME: 07:36 AM

Foreclosure Statistics by Judge
 Reporting Period: June 2019

PAGE: 2
 CMSR1062

Judge

Pending at Beg of Period		New Cases Filed		Cases Transferred In / Reactivated			Total
81		8		1			90
Terminations							
Bankruptcy	0	Default	7	RefVacated	0	Court Trial	0
						Dismiss	4
						Other	6
Total Pending at End of Period							73
100		14		0			114
Terminations							
Bankruptcy	0	Default	5	RefVacated	0	Court Trial	0
						Dismiss	4
						Other	13
Total Pending at End of Period							92
73		10		2			85
Terminations							
Bankruptcy	0	Default	4	RefVacated	0	Court Trial	0
						Dismiss	5
						Other	2
Total Pending at End of Period							74
120		14		1			135
Terminations							
Bankruptcy	0	Default	5	RefVacated	0	Court Trial	0
						Dismiss	5
						Other	10
Total Pending at End of Period							115
101		9		1			111
Terminations							
Bankruptcy	1	Default	7	RefVacated	0	Court Trial	0
						Dismiss	2
						Other	4
Total Pending at End of Period							97
114		10		1			125
Terminations							
Bankruptcy	1	Default	8	RefVacated	0	Court Trial	0
						Dismiss	5
						Other	12
Total Pending at End of Period							99
83		14		1			98
Terminations							
Bankruptcy	0	Default	5	RefVacated	0	Court Trial	0
						Dismiss	3
						Other	3
Total Pending at End of Period							87

JONES, WANDA C

CUYAHOGA COUNTY COURT OF COMMON PLEAS

DATE: 07/10/2019
TIME: 07:36 AM

Foreclosure Statistics by Judge
Reporting Period: June 2019

PAGE: 3
CMSR1062

Judge

Pending at Beg of Period		New Cases Filed		Cases Transferred In / Reactivated			Total
104		16		0			120
Terminations							
Bankruptcy	0	Default	9	RefVacated	0	Court Trial	0
						Dismiss	3
						Other	11
Total Pending at End of Period							97
KILBANE, ASHLEY							
Pending at Beg of Period		New Cases Filed		Cases Transferred In / Reactivated			Total
104		13		1			118
Terminations							
Bankruptcy	1	Default	4	RefVacated	0	Court Trial	0
						Dismiss	3
						Other	14
Total Pending at End of Period							96
MATIA, DAVID T							
Pending at Beg of Period		New Cases Filed		Cases Transferred In / Reactivated			Total
95		12		0			107
Terminations							
Bankruptcy	1	Default	7	RefVacated	0	Court Trial	0
						Dismiss	4
						Other	14
Total Pending at End of Period							81
MCCLELLAND, ROBERT C							
Pending at Beg of Period		New Cases Filed		Cases Transferred In / Reactivated			Total
95		13		2			110
Terminations							
Bankruptcy	1	Default	7	RefVacated	0	Court Trial	0
						Dismiss	3
						Other	9
Total Pending at End of Period							90
MCCORMICK, TIMOTHY							
Pending at Beg of Period		New Cases Filed		Cases Transferred In / Reactivated			Total
86		14		0			100
Terminations							
Bankruptcy	2	Default	3	RefVacated	0	Court Trial	0
						Dismiss	5
						Other	6
Total Pending at End of Period							84
MCDONNELL, NANCY R							
Pending at Beg of Period		New Cases Filed		Cases Transferred In / Reactivated			Total
103		9		1			113
Terminations							
Bankruptcy	1	Default	3	RefVacated	0	Court Trial	0
						Dismiss	1
						Other	8
Total Pending at End of Period							100
MCGINTY, WILLIAM T							
Pending at Beg of Period		New Cases Filed		Cases Transferred In / Reactivated			Total
104		11		2			117
Terminations							
Bankruptcy	2	Default	4	RefVacated	0	Court Trial	0
						Dismiss	10
						Other	8
Total Pending at End of Period							93

MIDAY, SHERRIE

CUYAHOGA COUNTY COURT OF COMMON PLEAS

DATE: 07/10/2019
TIME: 07:36 AM

Foreclosure Statistics by Judge
Reporting Period: June 2019

PAGE: 4
CMSR1062

Judge

	Pending at Beg of Period		New Cases Filed	Cases Transferred In / Reactivated			Total
	93		12	0			105
Terminations							
	Bankruptcy	Default	RefVacated	Court Trial	Dismiss	Other	Total
	1	9	0	0	4	9	23
	Total Pending at End of Period						82

O'DONNELL, JOHN P							
	Pending at Beg of Period		New Cases Filed	Cases Transferred In / Reactivated			Total
	57		11	1			69
Terminations							
	Bankruptcy	Default	RefVacated	Court Trial	Dismiss	Other	Total
	2	3	0	0	3	1	9
	Total Pending at End of Period						60

RUSSO, JOHN J							
	Pending at Beg of Period		New Cases Filed	Cases Transferred In / Reactivated			Total
	27		7	1			35
Terminations							
	Bankruptcy	Default	RefVacated	Court Trial	Dismiss	Other	Total
	0	2	0	0	1	3	6
	Total Pending at End of Period						29

RUSSO, JOSEPH D							
	Pending at Beg of Period		New Cases Filed	Cases Transferred In / Reactivated			Total
	93		11	3			107
Terminations							
	Bankruptcy	Default	RefVacated	Court Trial	Dismiss	Other	Total
	1	1	0	0	1	1	4
	Total Pending at End of Period						103

RUSSO, MICHAEL J							
	Pending at Beg of Period		New Cases Filed	Cases Transferred In / Reactivated			Total
	108		12	1			121
Terminations							
	Bankruptcy	Default	RefVacated	Court Trial	Dismiss	Other	Total
	0	2	0	0	4	3	9
	Total Pending at End of Period						112

RUSSO, NANCY MARGARET							
	Pending at Beg of Period		New Cases Filed	Cases Transferred In / Reactivated			Total
	59		11	3			73
Terminations							
	Bankruptcy	Default	RefVacated	Court Trial	Dismiss	Other	Total
	1	3	0	0	9	7	20
	Total Pending at End of Period						53

SAFFOLD, SHIRLEY STRICKLAND							
	Pending at Beg of Period		New Cases Filed	Cases Transferred In / Reactivated			Total
	94		8	2			104
Terminations							
	Bankruptcy	Default	RefVacated	Court Trial	Dismiss	Other	Total
	0	6	0	0	1	5	12
	Total Pending at End of Period						92

SHAUGHNESSY, MICHAEL P

CUYAHOGA COUNTY COURT OF COMMON PLEAS

DATE: 07/10/2019
TIME: 07:36 AM

Foreclosure Statistics by Judge
Reporting Period: June 2019

PAGE: 5
CMSR1062

Judge

Pending at Beg of Period		New Cases Filed		Cases Transferred In / Reactivated			Total	
112		12		2			126	
Terminations								
Bankruptcy	1	Default	2	RefVacated	0	Court Trial	0	
						Dismiss	3	
						Other	7	
							Total	13
Total Pending at End of Period								113
<hr/>								
SHEEHAN, BRENDAN J								
Pending at Beg of Period		New Cases Filed		Cases Transferred In / Reactivated			Total	
91		14		0			105	
Terminations								
Bankruptcy	2	Default	2	RefVacated	0	Court Trial	0	
						Dismiss	7	
						Other	7	
							Total	18
Total Pending at End of Period								87
<hr/>								
SUTULA, JOHN D								
Pending at Beg of Period		New Cases Filed		Cases Transferred In / Reactivated			Total	
111		14		0			125	
Terminations								
Bankruptcy	1	Default	6	RefVacated	0	Court Trial	0	
						Dismiss	3	
						Other	10	
							Total	20
Total Pending at End of Period								105
<hr/>								
SUTULA, KATHLEEN ANN								
Pending at Beg of Period		New Cases Filed		Cases Transferred In / Reactivated			Total	
80		14		1			95	
Terminations								
Bankruptcy	1	Default	7	RefVacated	0	Court Trial	0	
						Dismiss	8	
						Other	3	
							Total	19
Total Pending at End of Period								76
<hr/>								
SYNENBERG, JOAN								
Pending at Beg of Period		New Cases Filed		Cases Transferred In / Reactivated			Total	
88		18		1			107	
Terminations								
Bankruptcy	1	Default	1	RefVacated	0	Court Trial	0	
						Dismiss	2	
						Other	10	
							Total	14
Total Pending at End of Period								93
<hr/>								
TURNER, DEBORAH M								
Pending at Beg of Period		New Cases Filed		Cases Transferred In / Reactivated			Total	
100		15		0			115	
Terminations								
Bankruptcy	0	Default	0	RefVacated	0	Court Trial	0	
						Dismiss	8	
						Other	4	
							Total	12
Total Pending at End of Period								103

Monthly Summary

MONTHLY SUMMARY

June 2019

NAME	PEND	ASSIGNED			TRIALS						DISP	PENDING				+	-
		CV	CR	TOT	JURY			COURT				CV	FR	CR	TOT		
Dick Ambrose	421	44	26	70	0	0	0	0	0	0	81	201	66	143	410	+ 11	
Pamela A. Barker	373	46	33	79	0	1	1	0	0	0	78	166	105	103	374	- 1	
Deena R. Calabrese	419	47	10	57	1	0	1	0	0	0	57	217	96	106	419	0	
Maureen Clancy	388	42	40	82	0	1	1	0	0	0	79	208	77	106	391	- 3	
Cassandra Collier-Willia	410	48	41	89	0	0	0	0	0	0	69	199	80	151	430	- 20	
Brian J. Corrigan	466	45	21	66	1	0	1	0	1	1	42	296	104	90	490	- 24	
Peter J. Corrigan	469	44	32	76	0	1	1	0	0	0	76	210	78	181	469	0	
Nancy A. Fuerst	387	51	28	79	0	0	0	0	0	0	90	208	73	95	376	+ 11	
Steven E. Gall	473	43	31	74	0	1	1	0	1	1	84	218	92	153	463	+ 10	
Hollie L. Gallagher	365	45	26	71	0	0	0	1	0	1	66	211	73	86	370	- 5	
Kelly A. Gallagher	422	46	33	79	0	0	0	0	0	0	88	184	115	114	413	+ 9	
Shannon M. Gallagher	431	48	30	78	0	0	0	0	0	0	90	211	97	111	419	+ 12	
Daniel Gaul	472	43	32	75	0	0	0	0	0	0	89	196	98	164	458	+ 14	
Emily Hagan	471	44	33	77	0	0	0	0	0	0	88	211	83	166	460	+ 11	
Wanda C. Jones	475	47	36	83	0	0	0	0	1	1	91	188	93	186	467	+ 8	
Ashley Kilbane	541	48	31	79	1	0	1	0	0	0	82	291	92	155	538	+ 3	
David T. Matia	457	45	43	88	0	4	4	0	0	0	120	217	81	127	425	+ 32	
Robert C. McClelland	501	45	27	72	0	1	1	2	1	3	98	259	87	129	475	+ 26	
Timothy McCormick	359	47	15	62	0	0	0	0	0	0	63	192	84	82	358	+ 1	
Nancy R. McDonnell	411	47	34	81	1	0	1	0	0	0	77	211	100	104	415	- 4	
William T. McGinty	512	51	37	88	0	0	0	1	1	2	114	227	87	172	486	+ 26	
Sherrie Miday	466	42	31	73	0	0	0	0	0	0	94	249	80	116	445	+ 21	
John P. O'Donnell	392	47	35	82	0	1	1	2	0	2	65	201	60	148	409	- 17	
John J. Russo	114	18	12	30	0	0	0	0	1	1	31	48	29	36	113	+ 1	
Joseph D. Russo	557	49	31	80	0	0	0	0	1	1	66	229	103	239	571	- 14	
Michael J. Russo	415	46	32	78	1	0	1	0	0	0	86	191	112	104	407	+ 8	
Nancy Margaret Russo	247	46	30	76	0	0	0	0	0	0	75	120	53	75	248	- 1	
Shirley Strickland Saffold	444	46	18	64	0	0	0	0	1	1	66	228	91	123	442	+ 2	
Michael P. Shaughnessy	420	46	32	78	0	0	0	0	0	0	69	208	112	109	429	- 9	
Brendan J. Sheehan	347	46	28	74	0	0	0	0	0	0	83	152	87	99	338	+ 9	
John D. Sutula	610	43	51	94	0	0	0	0	0	0	101	307	105	191	603	+ 7	
Kathleen Ann Sutula	405	45	31	76	0	0	0	0	0	0	66	192	76	147	415	- 10	
Joan Synenberg	360	52	28	80	1	1	2	0	1	1	83	202	92	63	357	+ 3	
Deborah M. Turner	439	47	34	81	0	0	0	0	0	0	45	238	99	138	475	- 36	
TOTALS	14439	1539	1032	2571	6	11	17	6	9	15	2652	7086	2960	4312	14358	+ 81	

Year to Date Summary

SUMMARY FOR THE COURT

January - June 2019

NAME	PEND	ASSIGNED			TRIALS						DISP	PENDING				+ -
		CV	CR	TOT	JURY			COURT				CV	FR	CR	TOT	
Dick Ambrose	428	292	207	499	1	3	4	1	2	3	517	201	66	143	410	+ 18
Pamela A. Barker	390	293	170	463	0	1	1	0	0	0	479	166	105	103	374	+ 16
Deena R. Calabrese	452	297	151	448	2	0	2	0	2	2	481	217	96	106	419	+ 33
Maureen Clancy	375	300	192	492	2	4	6	0	0	0	476	208	77	106	391	- 16
Cassandra Collier-Willia	452	291	214	505	0	2	2	0	2	2	527	199	80	151	430	+ 22
Brian J. Corrigan	509	293	156	449	1	4	5	0	2	2	468	296	104	90	490	+ 19
Peter J. Corrigan	450	291	219	510	2	4	6	0	3	3	491	210	78	181	469	- 19
Nancy A. Fuerst	392	288	197	485	1	5	6	0	0	0	501	208	73	95	376	+ 16
Steven E. Gall	450	282	227	509	1	3	4	0	1	1	496	218	92	153	463	- 13
Hollie L. Gallagher	372	293	164	457	1	2	3	1	0	1	459	211	73	86	370	+ 2
Kelly A. Gallagher	452	293	192	485	0	0	0	0	1	1	524	184	115	114	413	+ 39
Shannon M. Gallagher	486	295	200	495	1	0	1	3	3	6	562	211	97	111	419	+ 67
Daniel Gaul	482	288	234	522	2	1	3	3	1	4	546	196	98	164	458	+ 24
Emily Hagan	454	278	221	499	0	3	3	0	1	1	493	211	83	166	460	- 6
Wanda C. Jones	457	292	223	515	1	2	3	1	1	2	505	188	93	186	467	- 10
Ashley Kilbane	486	307	201	508	1	0	1	0	0	0	456	291	92	155	538	- 52
David T. Matia	416	300	247	547	0	7	7	1	2	3	538	217	81	127	425	- 9
Robert C. McClelland	492	286	197	483	0	1	1	6	4	10	500	259	87	129	475	+ 17
Timothy McCormick	380	287	178	465	0	5	5	1	2	3	487	192	84	82	358	+ 22
Nancy R. McDonnell	408	305	217	522	1	5	6	0	1	1	515	211	100	104	415	- 7
William T. McGinty	528	292	228	520	0	2	2	2	3	5	562	227	87	172	486	+ 42
Sherrie Miday	484	299	212	511	0	3	3	1	3	4	550	249	80	116	445	+ 39
John P. O'Donnell	408	296	213	509	2	10	12	6	3	9	508	201	60	148	409	- 1
John J. Russo	189	35	81	116	3	1	4	0	1	1	192	48	29	36	113	+ 76
Joseph D. Russo	527	297	222	519	0	0	0	3	3	6	475	229	103	239	571	- 44
Michael J. Russo	408	300	177	477	3	2	5	2	3	5	478	191	112	104	407	+ 1
Nancy Margaret Russo	223	309	166	475	0	1	1	0	5	5	450	120	53	75	248	- 25
Shirley Strickland Saffold	458	299	174	473	0	5	5	1	1	2	489	228	91	123	442	+ 16
Michael P. Shaughnessy	459	289	192	481	1	0	1	0	1	1	511	208	112	109	429	+ 30
Brendan J. Sheehan	370	283	176	459	2	4	6	1	1	2	491	152	87	99	338	+ 32
John D. Sutula	583	296	249	545	1	3	4	3	2	5	525	307	105	191	603	- 20
Kathleen Ann Sutula	406	295	187	482	0	6	6	0	2	2	473	192	76	147	415	- 9
Joan Synenberg	374	306	213	519	1	2	3	0	1	1	536	202	92	63	357	+ 17
Deborah M. Turner	434	280	180	460	1	0	1	0	0	0	419	238	99	138	475	- 41
TOTALS	14634	9727	6677	16404	31	91	122	36	57	93	16680	7086	2960	4312	14358	+ 276

Corrections/Adjustments