



CUYAHOGA COUNTY COMMON PLEAS COURT

***Statistics Report
May 2023***

***Brendan J. Sheehan
Administrative and Presiding Judge***

TABLE OF CONTENTS

Criminal Statistics

Newly Filed, Re-Activated and Transferred in Cases _____ 4

Yearly Criminal Terminations _____ 5

Pending Criminal Cases End of Period _____ 6

Clearance Rate _____ 7

Arrest to Disposition Timeline _____ 8

Average Arrest to Disposition Timeline (Jail Cases) _____ 9

Average Arrest to Disposition Timeline (Non-Jail Cases) _____ 10

Average Arrest to Disposition Timeline (Jail and Non-Jail Cases) _____ 11

Yearly Average Arrest to Disposition Timeline _____ 12

Indictments and Informations Filed With the Clerk of Courts _____ 13

Bail Case Arraignment Activity _____ 14

Overall Arraignment Statistics _____ 15

Foreclosure Statistics

Total Pending Judicial Foreclosure Cases Referred to Magistrates _____ 17

Total Pending Tax Lien & Certificate Cases Referred to Magistrates _____ 18

Percentage of Pending Judicial Foreclosure Cases By Filing Year _____ 19

Judicial Foreclosure Clearance Rate Year 2023 _____ 20

Avg. Number of Days to Disp. (Excl. Bank. Stays & Tax Lien & Tax Cert.) _____ 21

Avg. Number of Days to Disp. (Excl. Bank. Stays & Incl. Tax Lien & Tax Cert.) _____ 22

Total New Judicial Foreclosure Filings _____ 23

New Marsh of Lien/Quiet Title/Partition Case Filings for Years 2011 – 2023 YTD _____ 24

New Marsh of Lien/Quiet Title/Partition Case Filings by month for 2023 YTD _____ 24

New Tax Lien & Certificate Filings for Years 2011 – 2023 YTD _____ 25

New Tax Lien & Certificate Filings by Month for Year 2023 YTD _____ 25

Total New Judicial Foreclosure Filings Years 2011 – 2023 YTD _____ 26

Total New Judicial Foreclosure Filings by Month for Year 2023 YTD _____ 26

Magistrate’s Monthly Reports _____ 27

Report CMSR1062 - Judicial Foreclosure Statistics by Judge _____ 35

Monthly Summary _____ 41

Year to Date Summary _____ 43

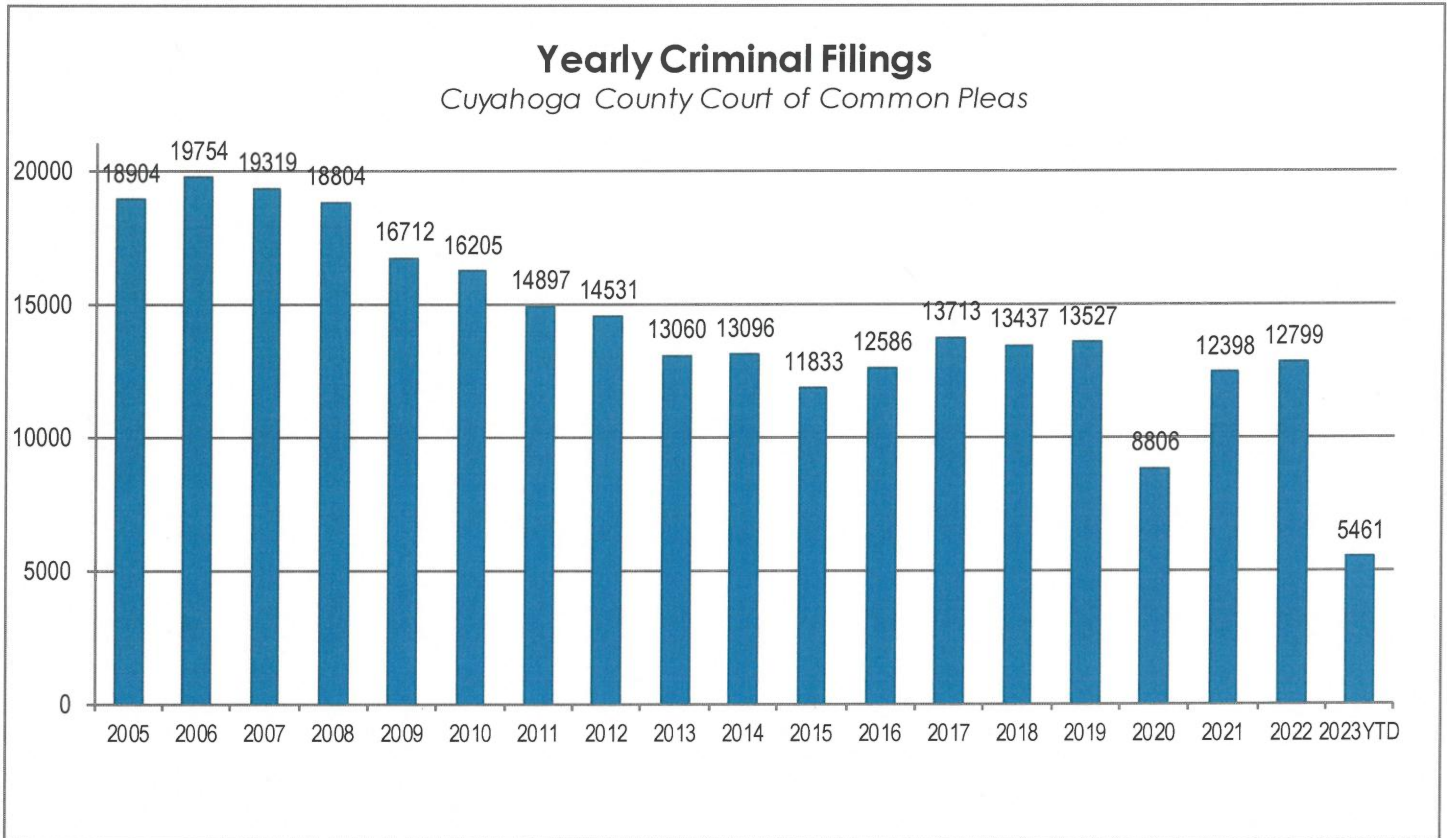
Corrections/Adjustments _____ 45

Criminal Case Statistics

CUYAHOGA COUNTY COMMON PLEAS COURT

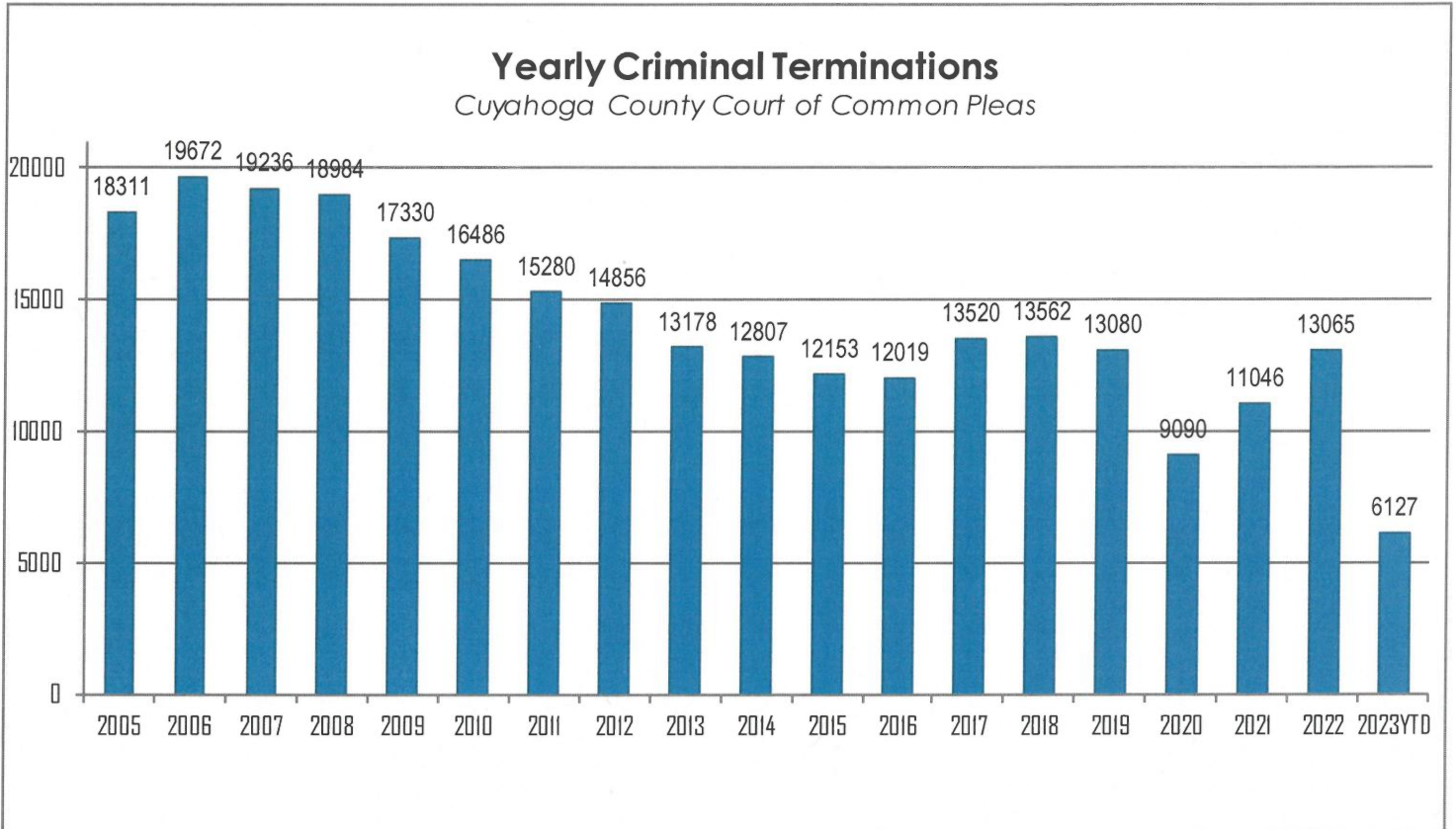
Newly Filed, Re-Activated and Transferred in Cases

The following chart is a representation of all filed cases in Cuyahoga County Court of Common Pleas from 2005 – May 2023. Newly filed cases are defined as having been arraigned and assigned to a Judge. Re-activated cases are defined as cases where a defendant was unavailable for trial and has now become ready to proceed. Transferred cases are defined as cases moved from one judge's docket to another. This could be due to re-assignment to a Mental Health Judge or after additional information indicates that by Court rule, the case should have been assigned to another Judge.



Yearly Criminal Terminations

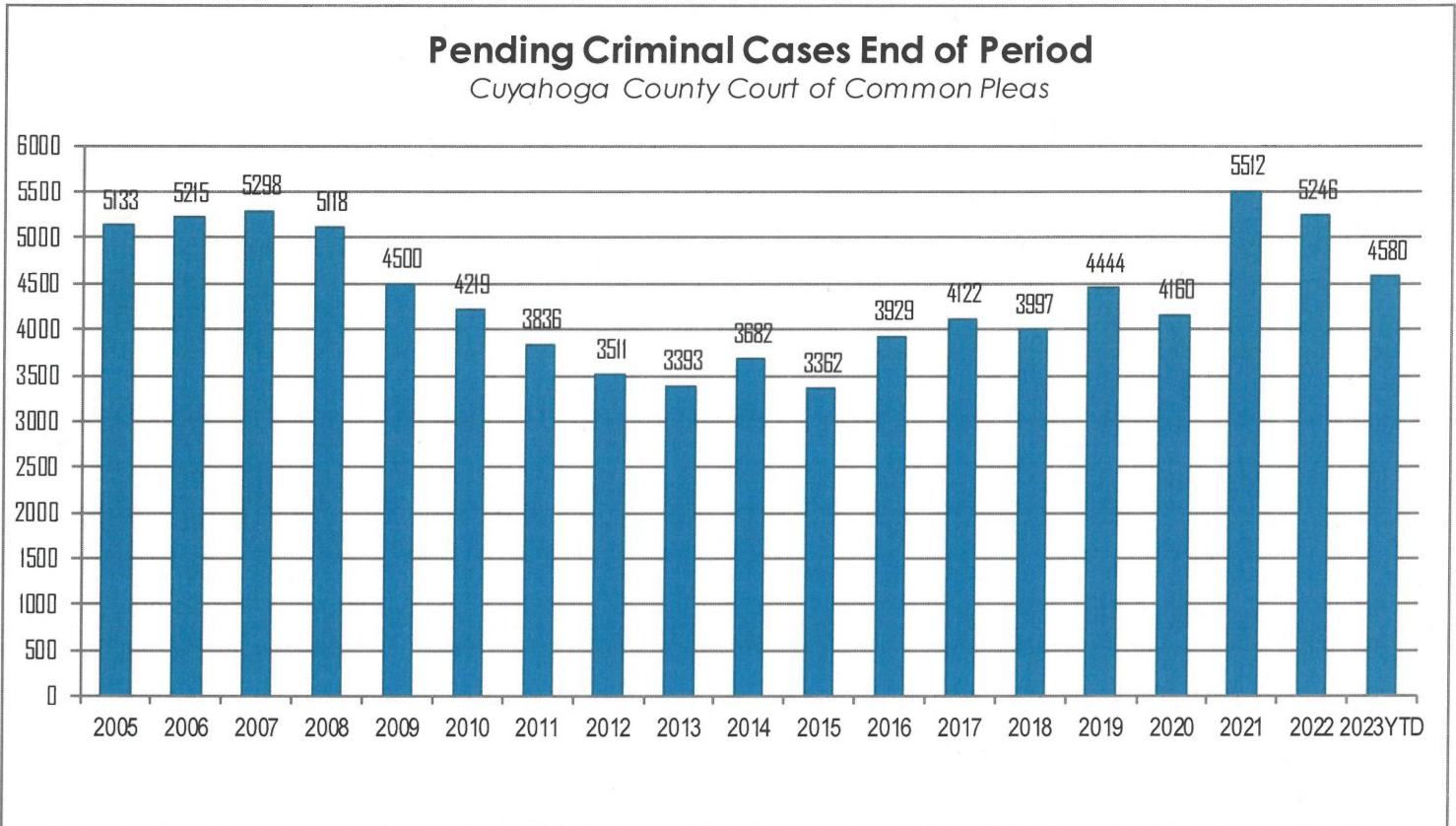
The following chart represents cases that have been terminated by the court from 2005 – May 2023. These cases have been terminated either by trial; plea, dismissal or a defendant is unavailable for trial or sentencing.



CUYAHOGA COUNTY COMMON PLEAS COURT

Pending Criminal Cases End of Period

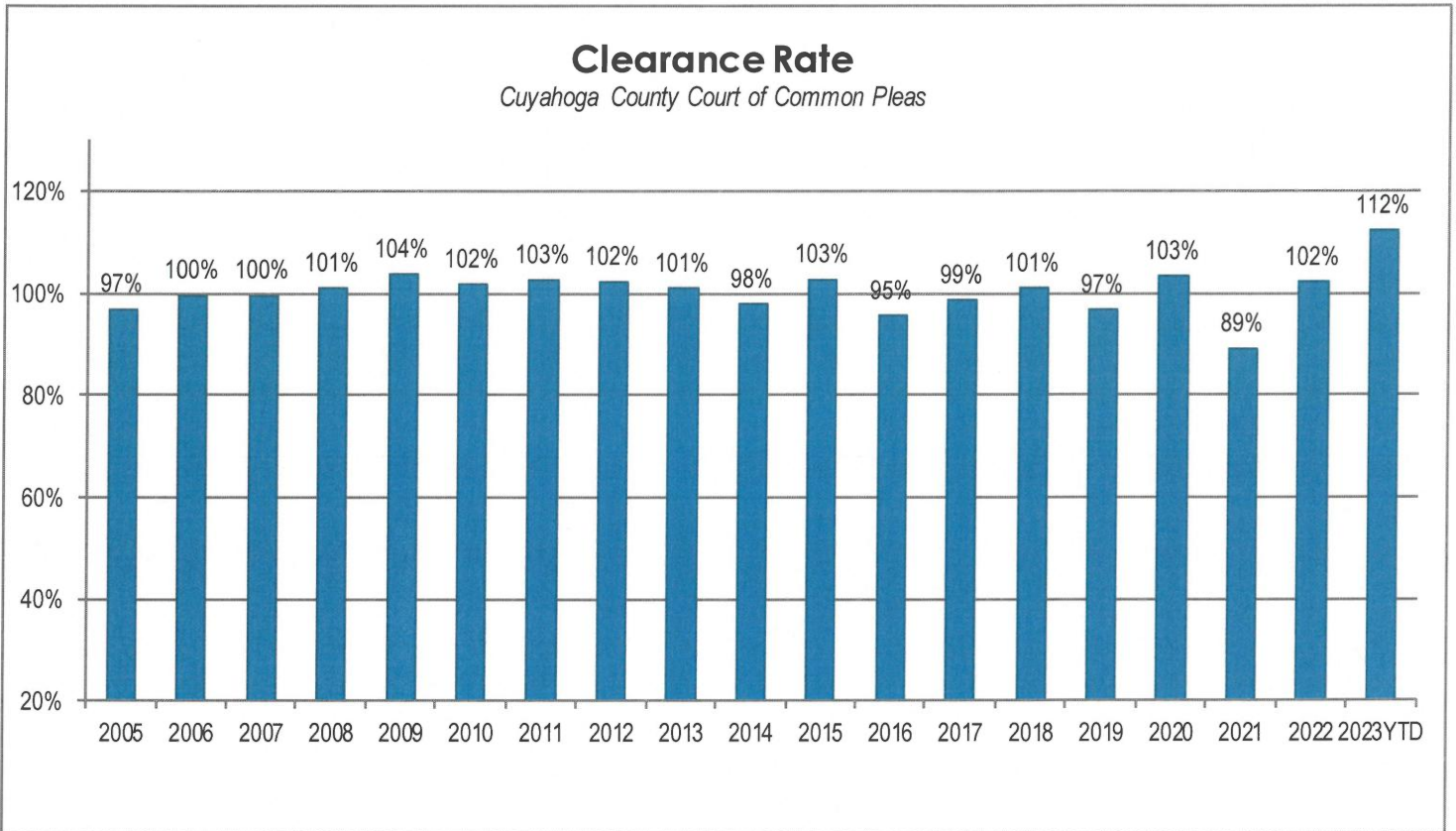
The following chart represents the total number of cases pending at the end of the reporting period from 2005 – May 2023. Pending criminal cases at the end of the period is determined by adding the total number of pending cases at the beginning of the reporting period, and all newly filed, re-activated and transferred in cases. The total number of cases terminated in the period is subtracted from the sum total pending at the beginning of the period to give the value pending at the end of the period.



CUYAHOGA COUNTY COMMON PLEAS COURT

Clearance Rate

The Clearance Rate is the total number of outgoing cases as a percentage of the number of incoming cases. Clearance rate measures whether the court is keeping up with its incoming caseload. If cases are not disposed in a timely manner, a backlog of cases awaiting disposition will grow. A Clearance Rate of 100% indicates that at least as many cases have been filed, reopened, or reactivated in a period have been disposed.



Arrest to Disposition Timeline

Arrest to disposition timeline is a method to measure how felony cases flow through the Cuyahoga County Criminal Justice System. By capturing how long a case takes to move from stage to stage, we can examine where problems may exist and where potential improvements in case processing can be made.

The source data was extracted from the Cuyahoga County Court of Common Pleas Case Management System. The overall population of sample data was based on cases terminated in a given month excluding cases that have gone through diversion programs. A case is defined as a defendant and all charges involved in a single incident. The period for the extracted data is from May 2023.

The stages examined were:

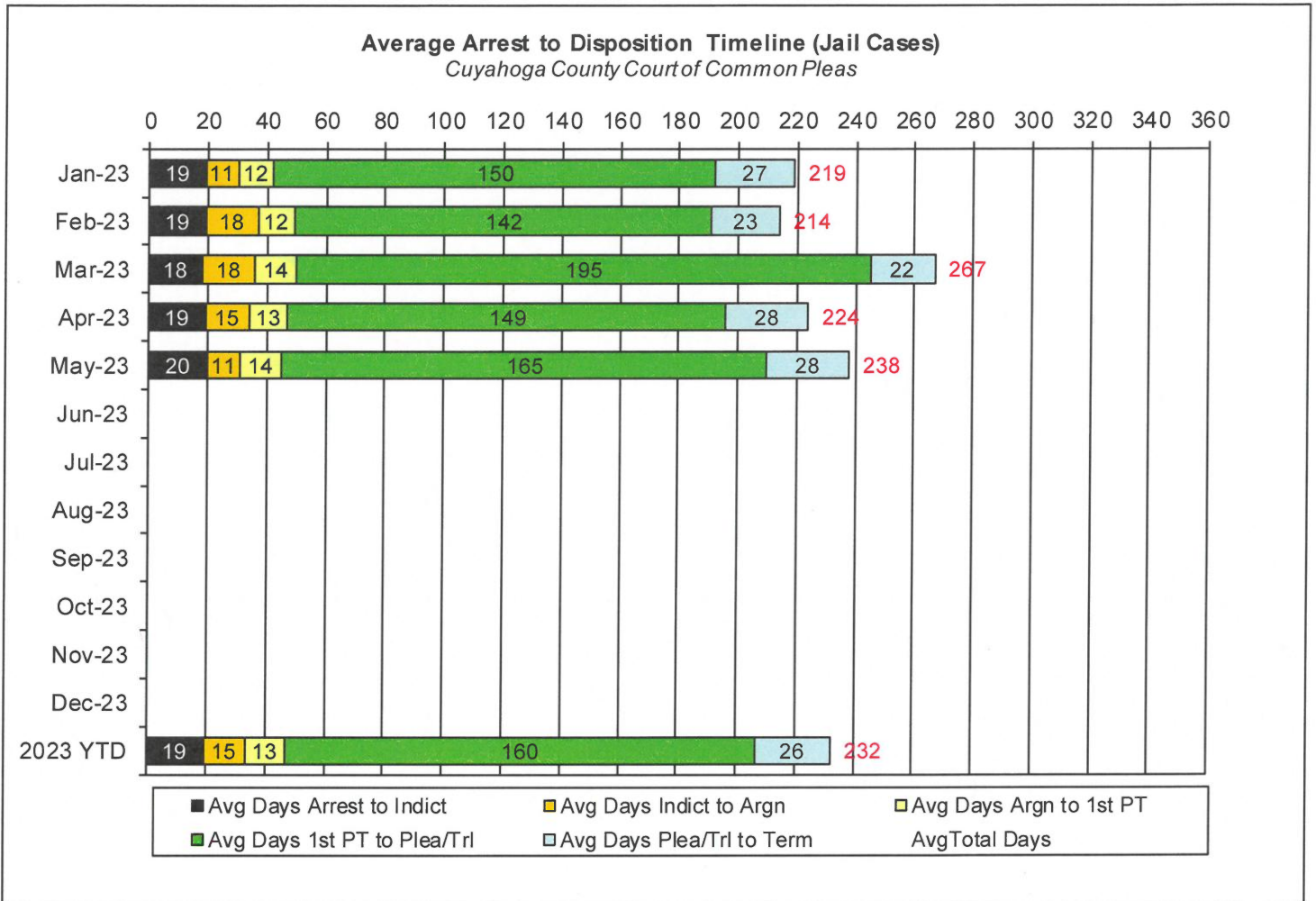
- Arrest to Indictment
- Indictment to Arraignment
- Arraignment to 1st Pre-Trial
- 1st Pre-Trial to Plea/Trial
- Plea/Trial to Termination

Due to the fact that each case may or may not have all of the stage date elements, a method to arrive at stage averages was applied. For a case to be included in the average for a stage there would need to be both dates for the given stage. A case would be included in the Arrest to Indictment stage if both arrest date and indictment date were available. This method was applied to each of the five stages. Next we calculated the total number of cases that met the date criteria for each of the ranges and also the total number of days between each date. To arrive at an average, the total number of days for each case in each range was calculated and divided by the total number of cases that met the date criteria. If a case had a time period or periods where the defendant was capiased or referred to the Psych Clinic, that amount of time was subtracted from the appropriate range. For re-indicted cases, the original arrest date is used.

The following three charts are for Jail, Non-Jail and combined Jail and Non-Jail cases. Jail and Non-Jail cases are defined by the posting of bond prior to plea or trial.

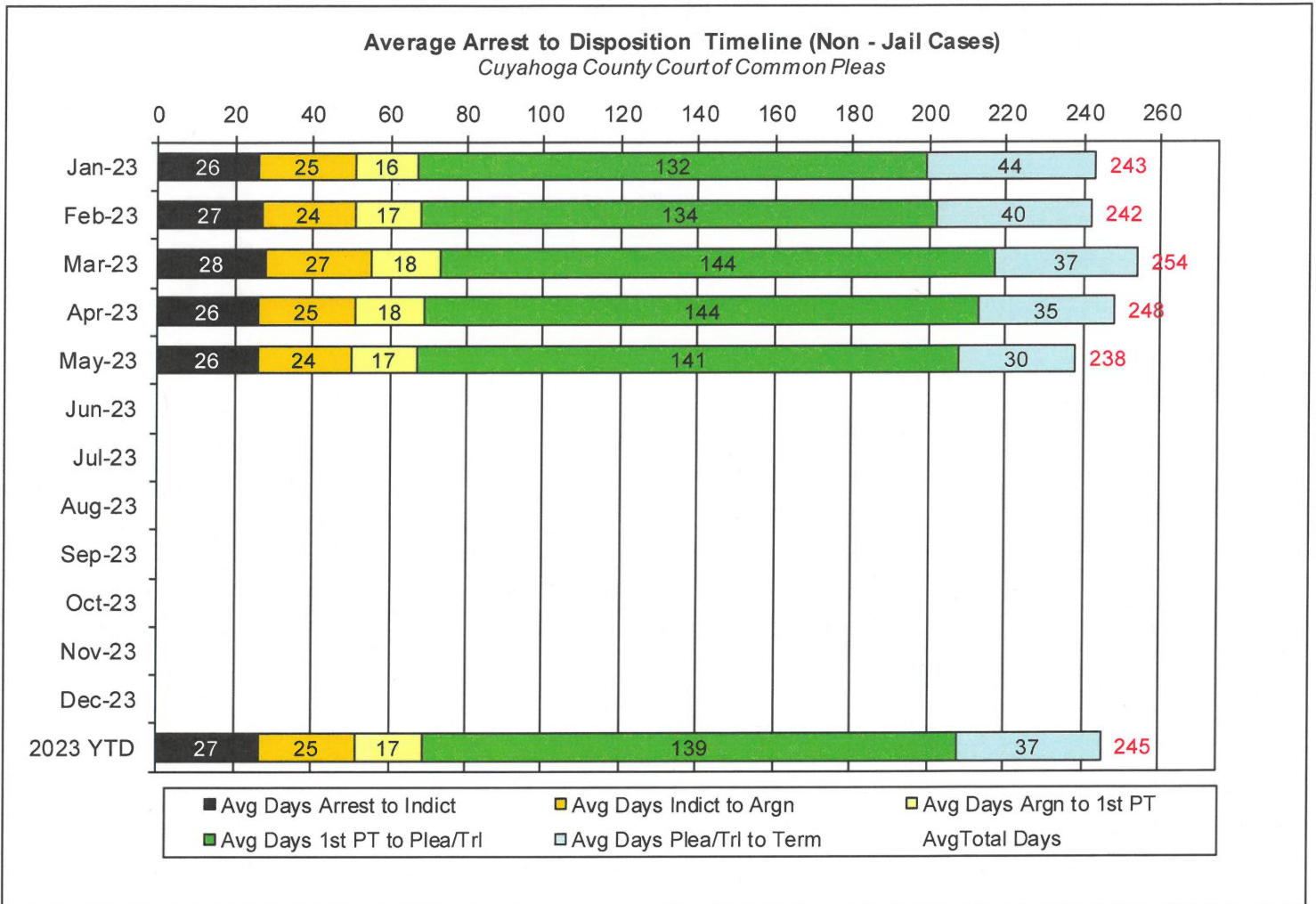
CUYAHOGA COUNTY COMMON PLEAS COURT

Average Arrest to Disposition Timeline (Jail Cases)



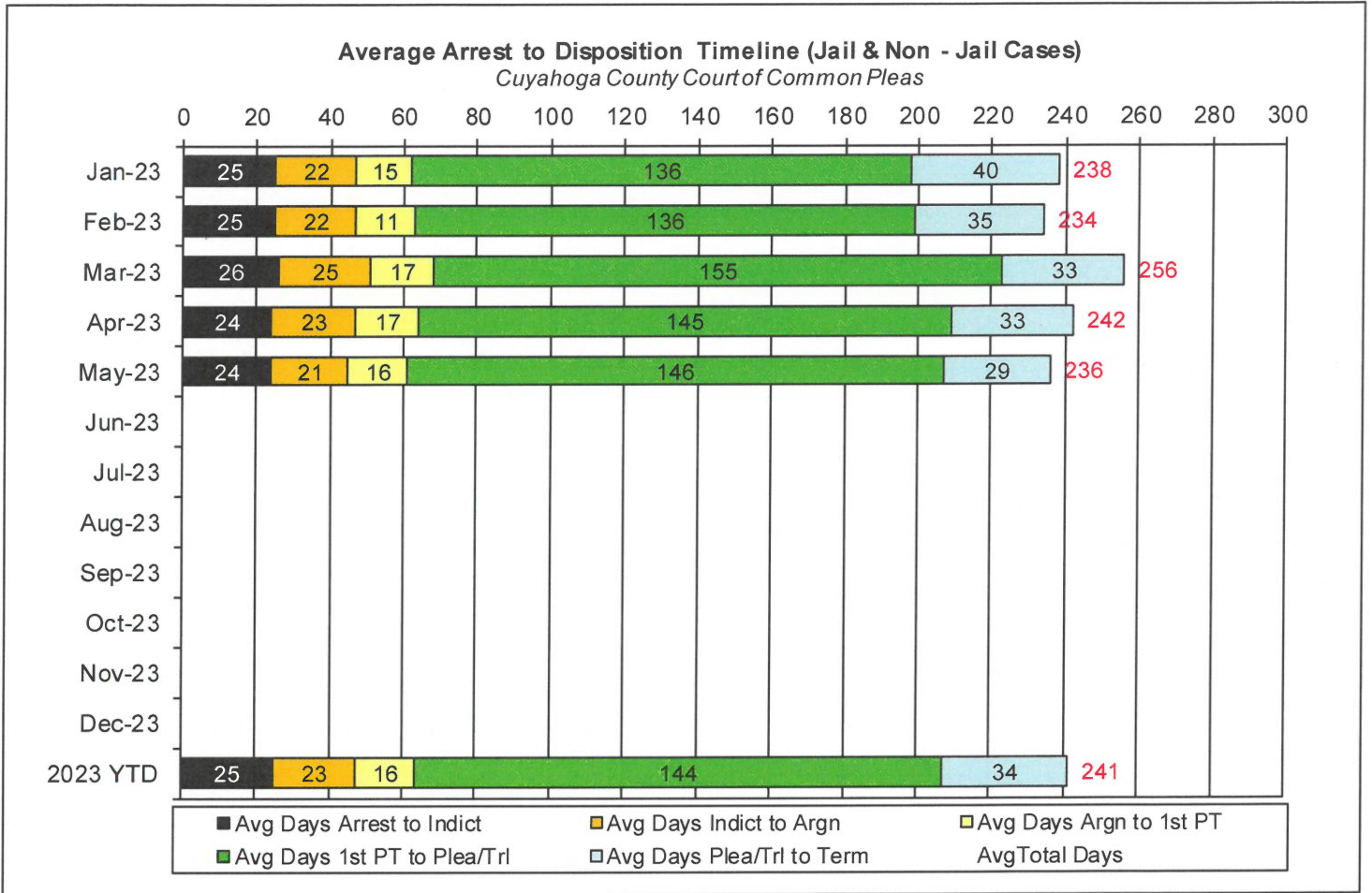
CUYAHOGA COUNTY COMMON PLEAS COURT

Average Arrest to Disposition Timeline (Non-Jail Cases)



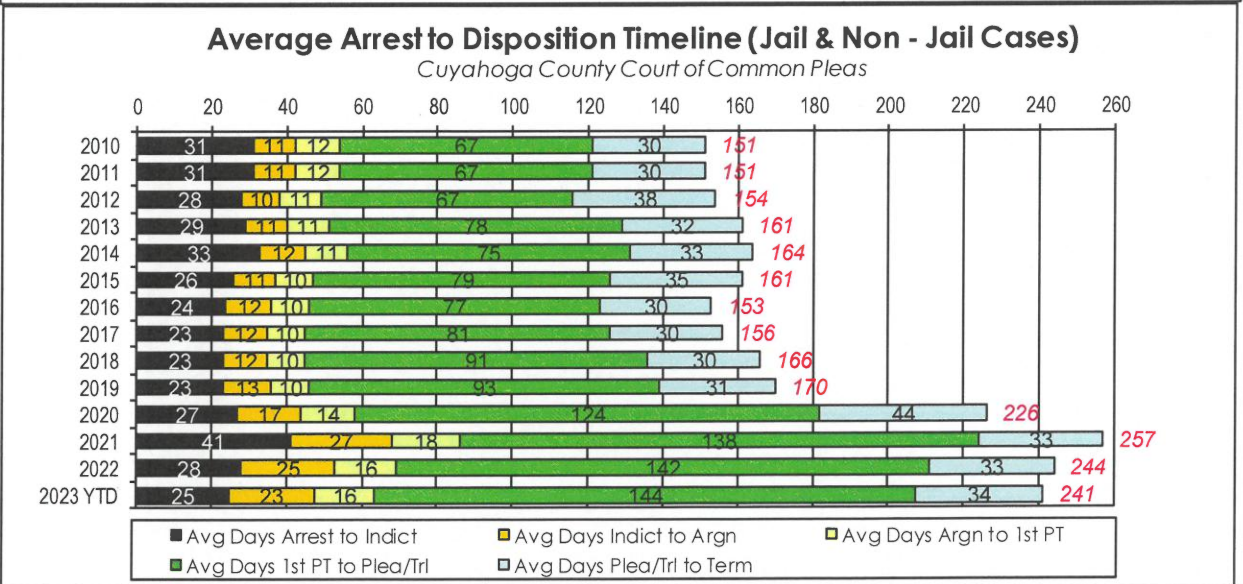
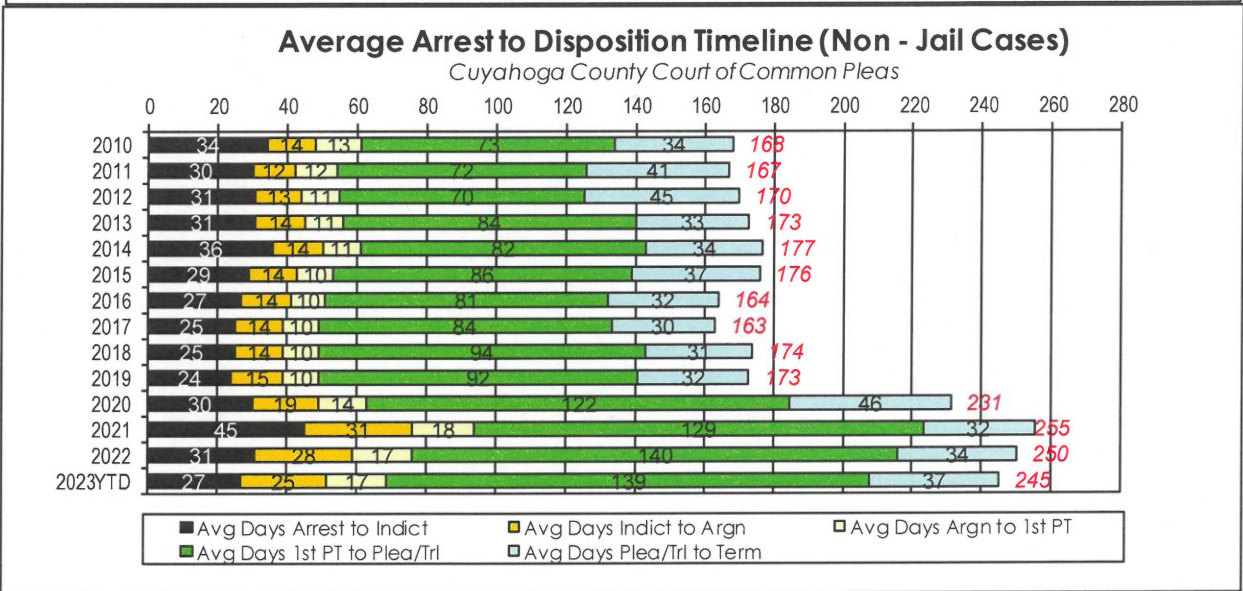
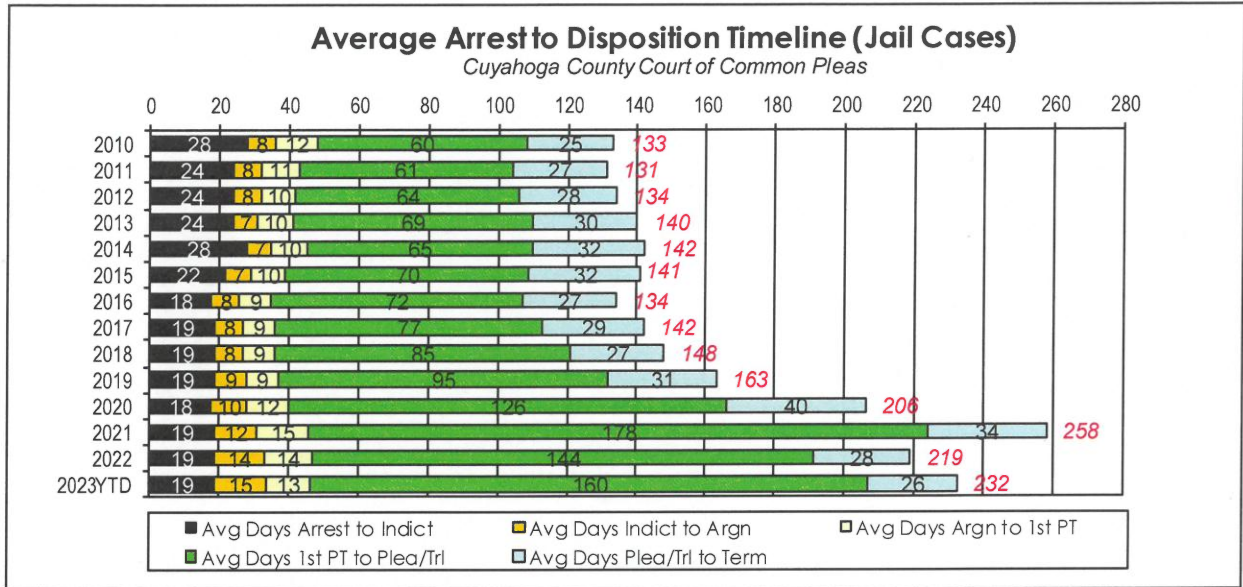
CUYAHOGA COUNTY COMMON PLEAS COURT

Average Arrest to Disposition Timeline (Jail and Non-Jail Cases)



CUYAHOGA COUNTY COMMON PLEAS COURT

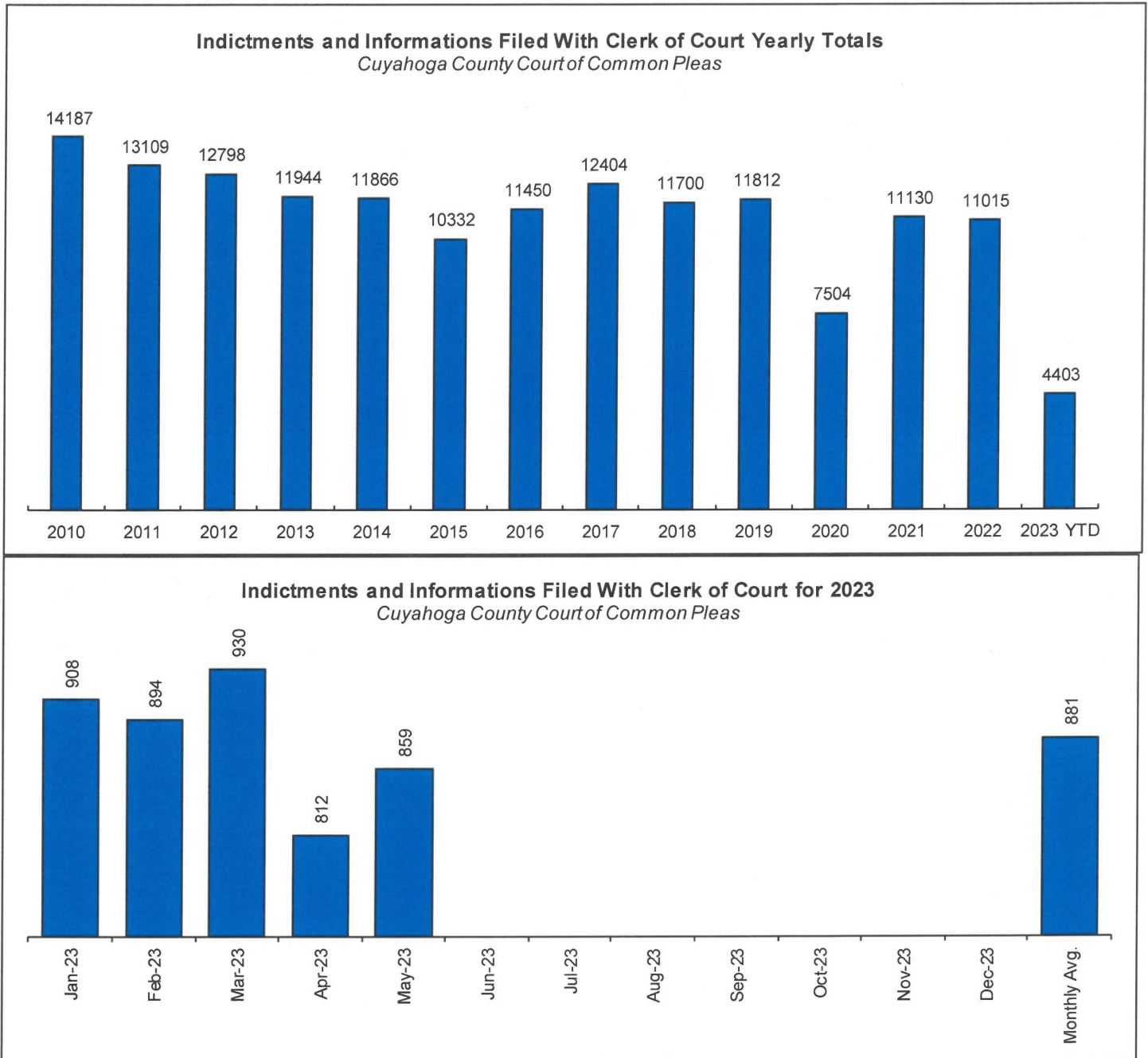
Yearly Average Arrest to Disposition Timeline



CUYAHOGA COUNTY COMMON PLEAS COURT

Indictments and Informations Filed With the Clerk of Courts

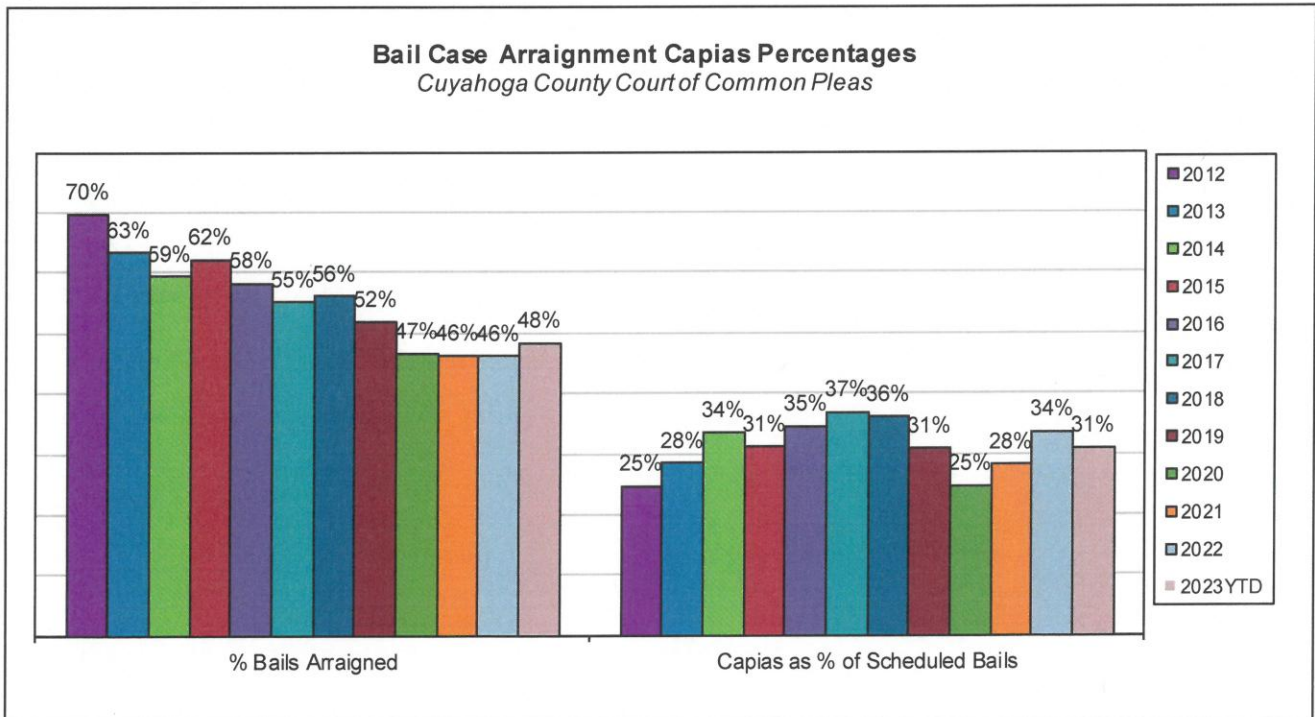
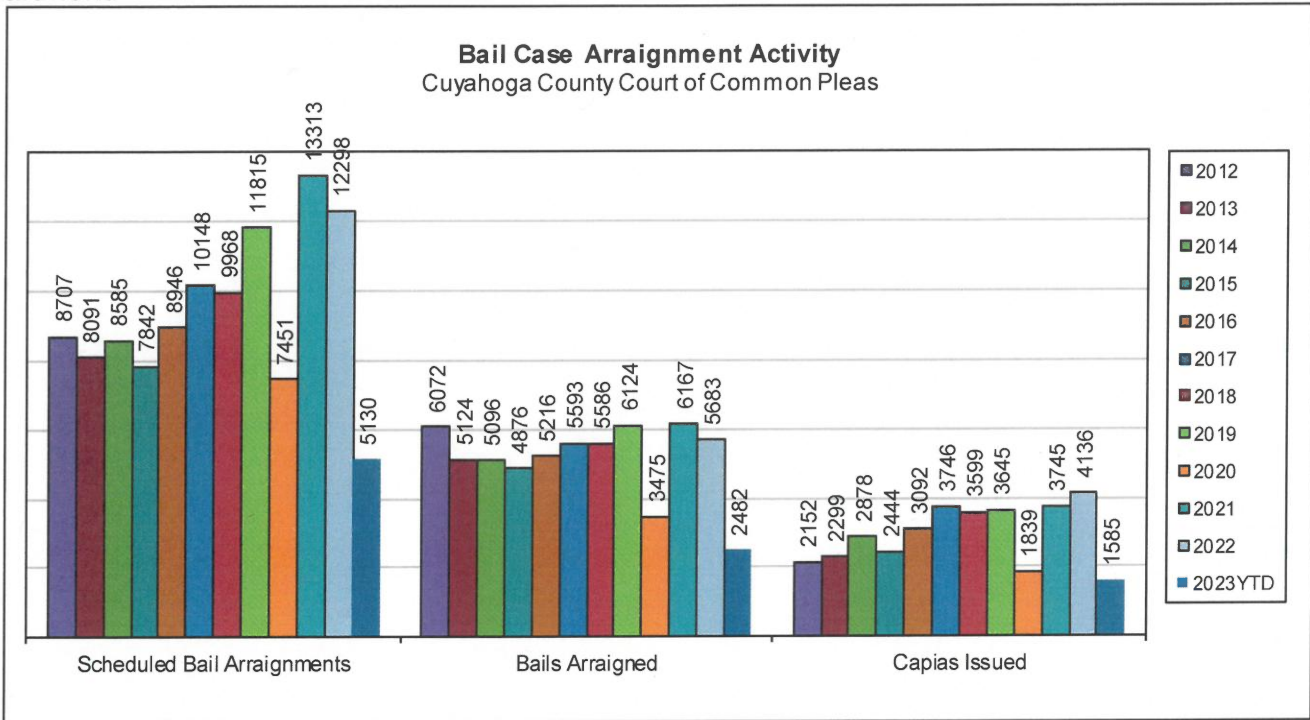
The following charts are reflective of Indictments and Informations filed with the Criminal Clerk of Courts from 2010. The source for this information was the Criminal Clerk's Office.



CUYAHOGA COUNTY COMMON PLEAS COURT

Bail Case Arraignment Activity

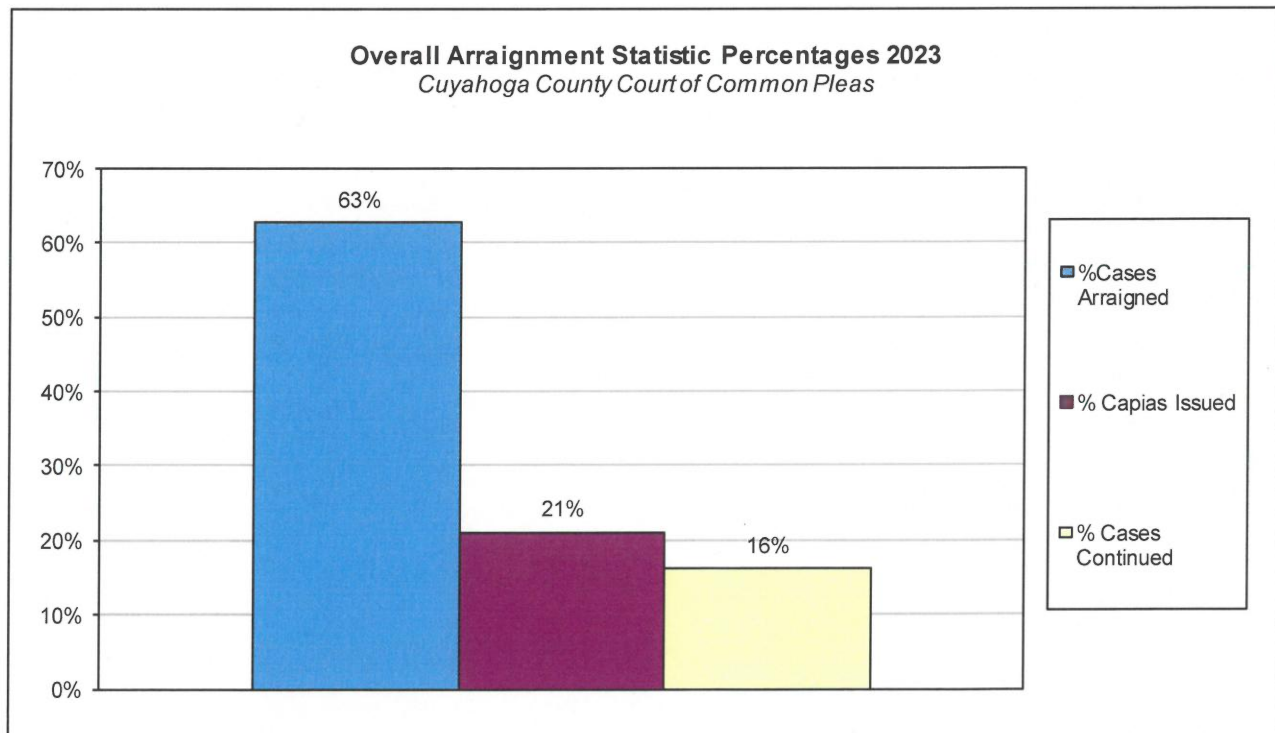
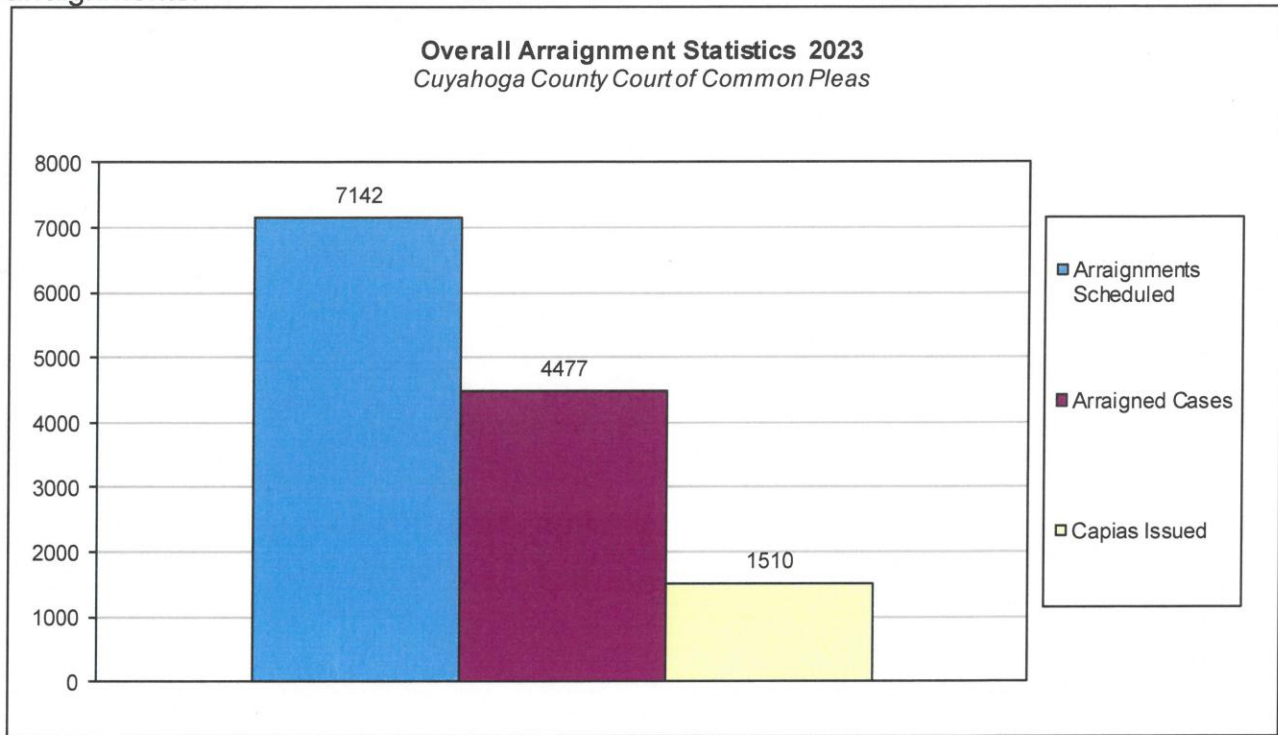
The following charts are reflective of arraignment activity where the defendant was not incarcerated at the time of arraignment. The source for this information was the Criminal Records Department.



CUYAHOGA COUNTY COMMON PLEAS COURT

Overall Arraignment Statistics

The arraignment statistics were provided by the Criminal Records Department. They are provided to give a representation of arraignment activity in the Court in 2023. These statistics include jail and non – jail arraignments.



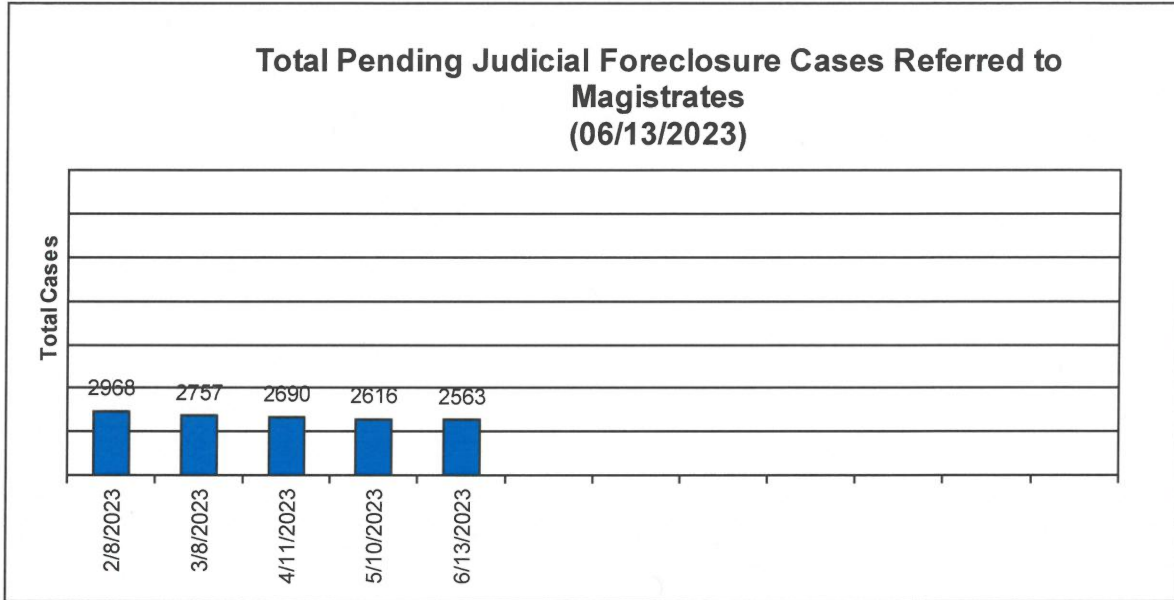
Judicial Foreclosure Statistics¹

¹ For clarification purposes, Foreclosure cases in this report are identified as Judicial Foreclosure filings (filing codes 1460 (Foreclosure Marsh. Of Lien), 1465 (Tax Lien), 1466 (Tax Certificate), 1470 (Quiet Title), and 1480 (Partition)). These cases are different from Board of Revision Foreclosures, which are not reported here.

CUYAHOGA COUNTY COMMON PLEAS COURT

Total Pending Judicial Foreclosure Cases Referred to Magistrates

The following chart is a display of the total number of pending Judicial Foreclosure cases referred to the Magistrates on specific dates. The table below shows the number of these cases pending from each year since 2012.

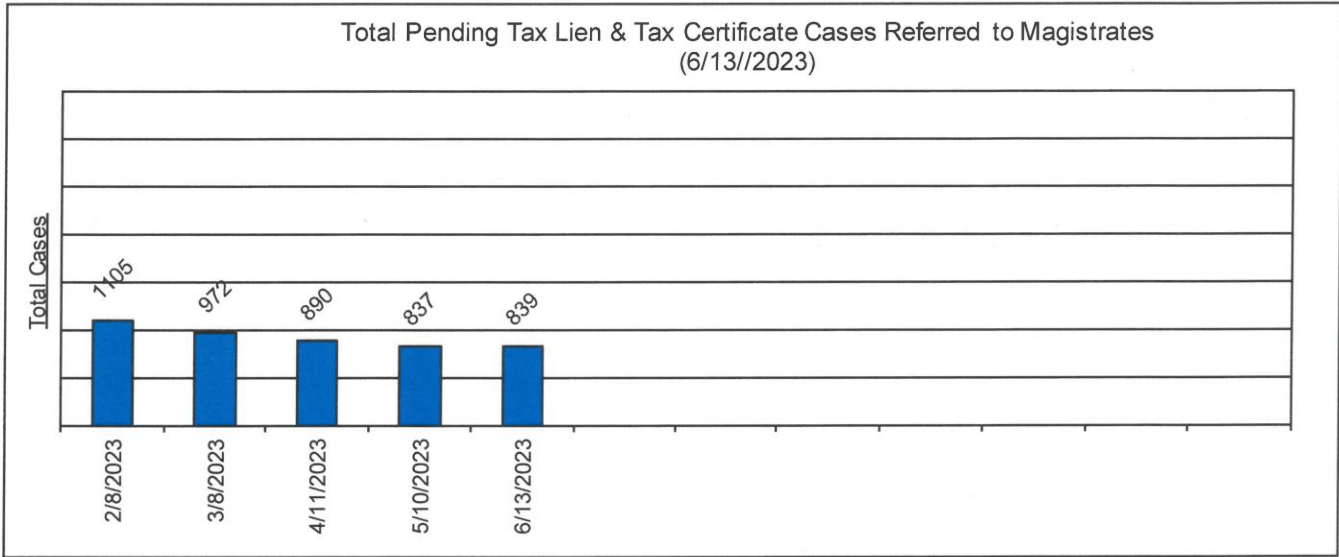


	As of:	2/8/2023	3/8/2023	4/11/2023	5/10/2023	6/13/2023						
Year												
2010		1	0	1	1	1						
2013		1	0	0	1	1						
2014		0	0	0	0	0						
2015		4	3	2	2	2						
2016		7	5	4	3	4						
2017		5	5	5	4	4						
2018		14	14	10	7	9						
2019		48	35	28	24	18						
2020		52	38	30	27	21						
2021		249	167	111	92	62						
2022		2173	1764	1394	1090	830						
2023		414	726	1105	1365	1611						
Total		2968	2757	2690	2616	2563						

CUYAHOGA COUNTY COMMON PLEAS COURT

Total Pending Tax Lien & Certificate Cases Referred to Magistrates

The following chart is a display of the number of pending tax Judicial Foreclosure cases referred to the Magistrates on specific dates. The table below shows the number of pending tax Judicial Foreclosure cases in each year since 2010.

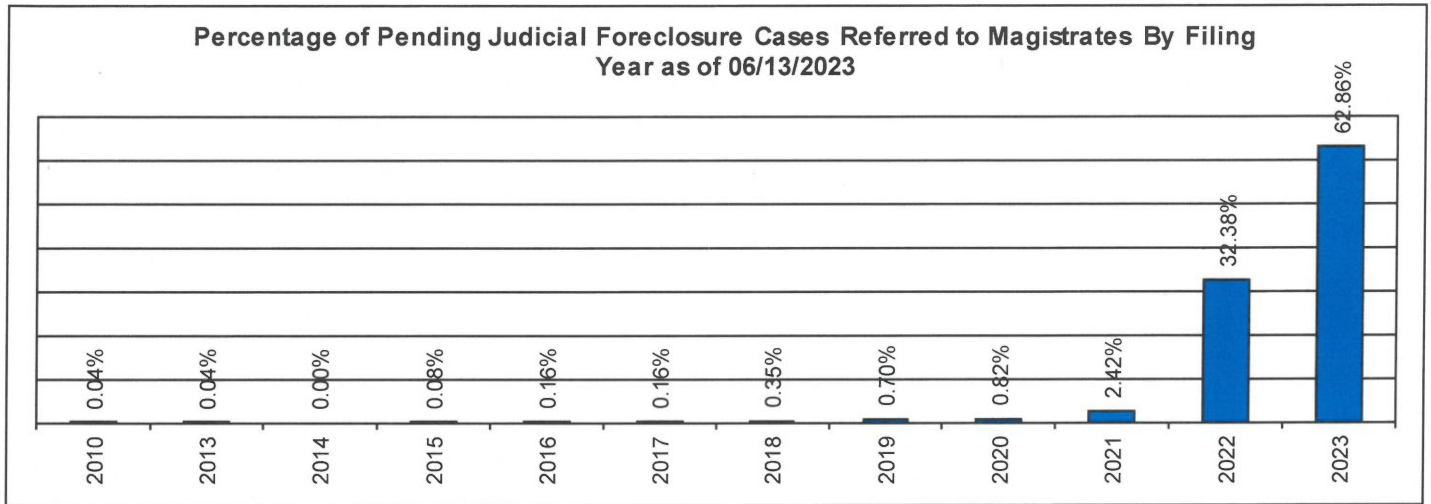


	As of:	2/8/2023	3/8/2023	4/11/2023	5/10/2023	6/13/2023							
Year													
2010		1	1	1	1	1							
2013		1	0	0	1	1							
2014		0	0	0	0	0							
2015		4	4	3	3	3							
2016		3	2	2	1	1							
2017		0	0	0	0	0							
2018		5	5	4	1	1							
2019		6	5	4	4	4							
2020		21	16	12	13	11							
2021		150	91	52	41	25							
2022		755	584	436	312	203							
2023		159	264	376	460	589							
Total		1105	972	890	837	839							

CUYAHOGA COUNTY COMMON PLEAS COURT

Percentage of Pending Judicial Foreclosure Cases By Filing Year

The following chart is a representation of the total number of pending Judicial Foreclosure cases by filing year expressed as a percentage on a specific date. The table below is the supporting data for this chart.

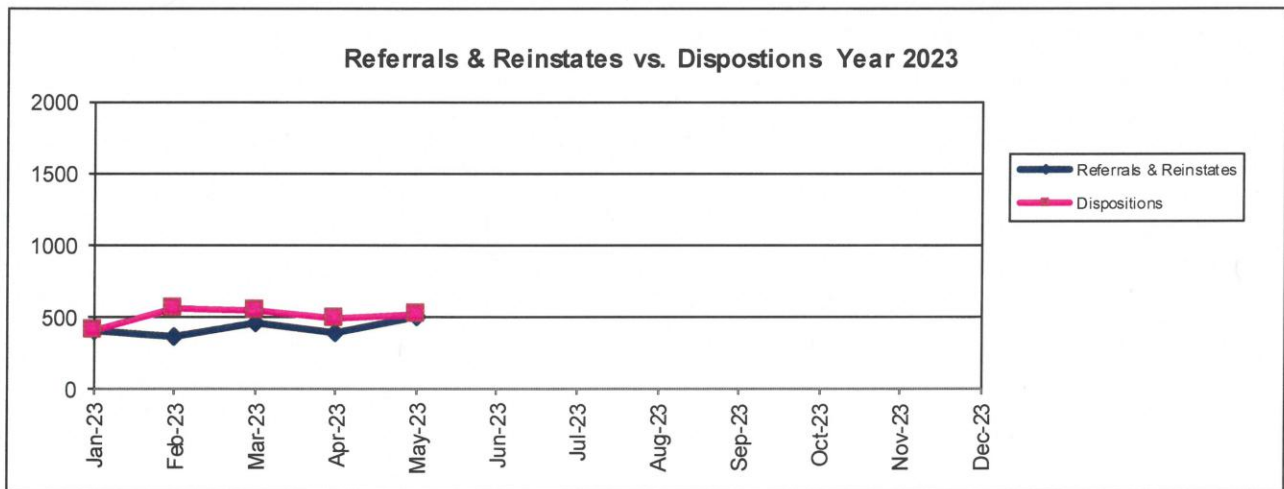
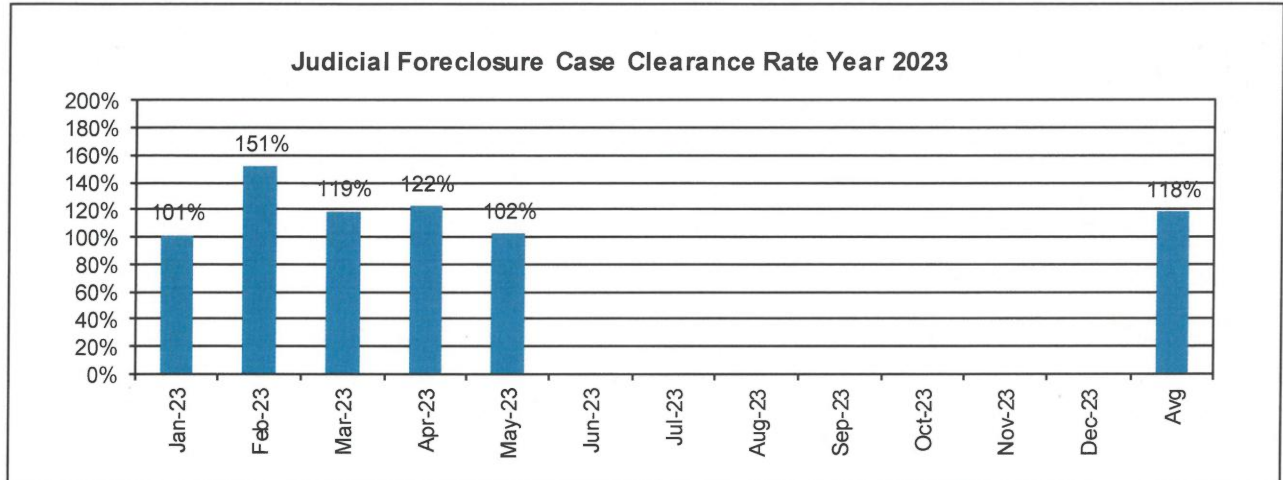


	As of:	6/13/2023	% of Total
Year			
2010		1	0.04%
2013		1	0.04%
2014		0	0.00%
2015		2	0.08%
2016		4	0.16%
2017		4	0.16%
2018		9	0.35%
2019		18	0.70%
2020		21	0.82%
2021		62	2.42%
2022		830	32.38%
2023		1611	62.86%
Total		2563	100.00%

CUYAHOGA COUNTY COMMON PLEAS COURT

Judicial Foreclosure Clearance Rate Year 2023

The Clearance Rate is the number of outgoing cases as a percentage of the number of incoming cases. Clearance rate measures whether the court is keeping up with its incoming caseload. If cases are not disposed in a timely manner, a backlog of cases awaiting disposition will grow. A Clearance Rate of 100% indicates that at least as many cases as have been filed, reopened, or reactivated in a period have been disposed.

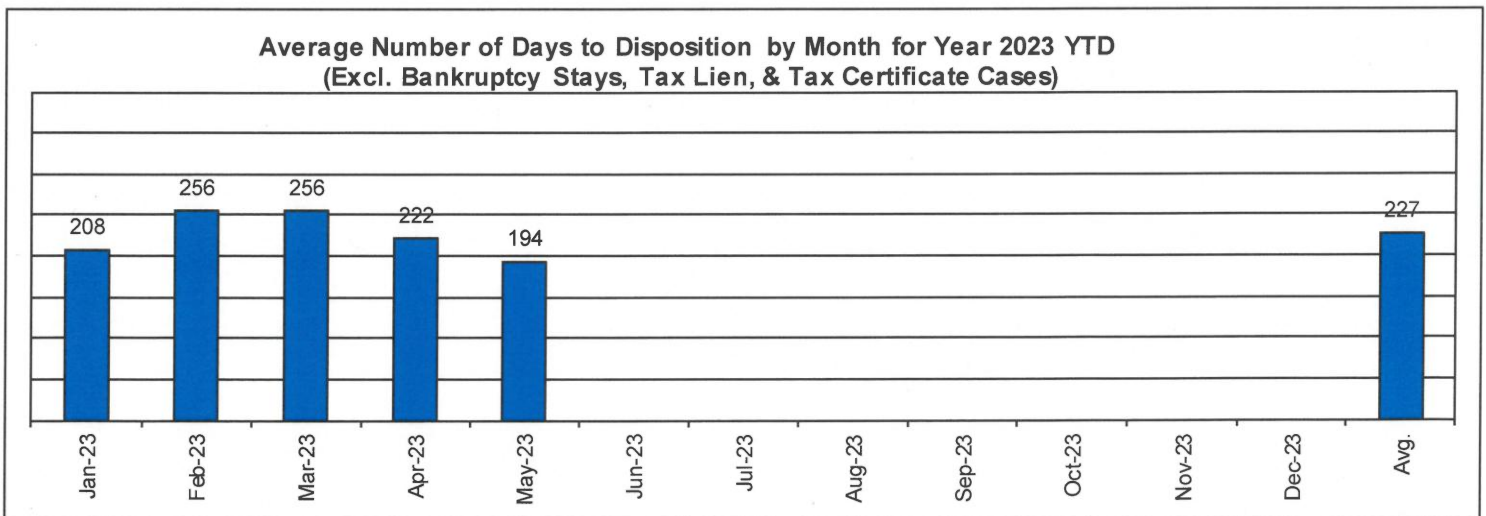
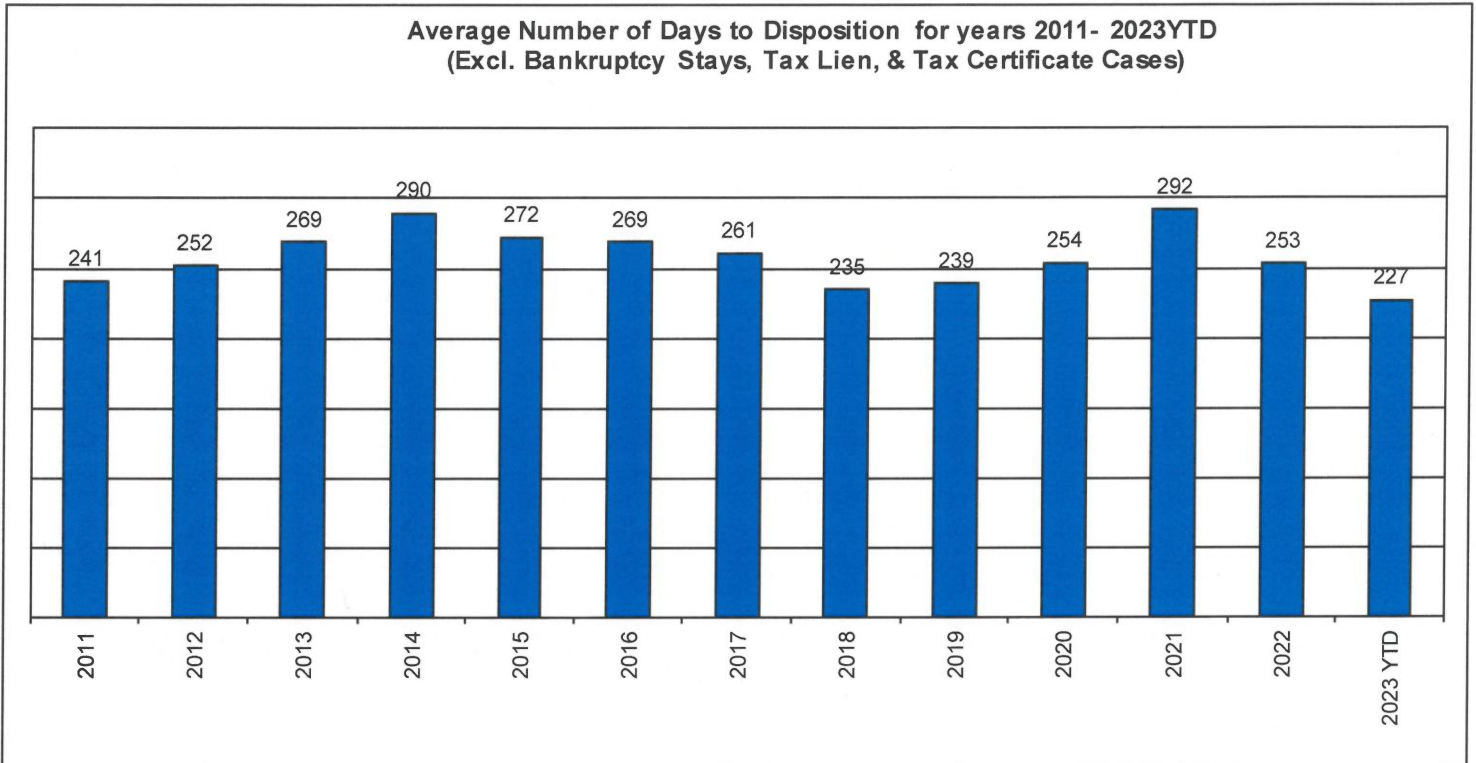


	Referrals & Reinstates	Dispositions	Clearance Rate
Jan-23	403	408	101%
Feb-23	369	559	151%
Mar-23	458	544	119%
Apr-23	395	483	122%
May-23	503	514	102%
Jun-23			
Jul-23			
Aug-23			
Sep-23			
Oct-23			
Nov-23			
Dec-23			
Avg	426	502	118%
Total	2128	2508	

CUYAHOGA COUNTY COMMON PLEAS COURT

Avg. Number of Days to Disp. (Excl. Bank. Stays & Tax Lien & Tax Cert.)

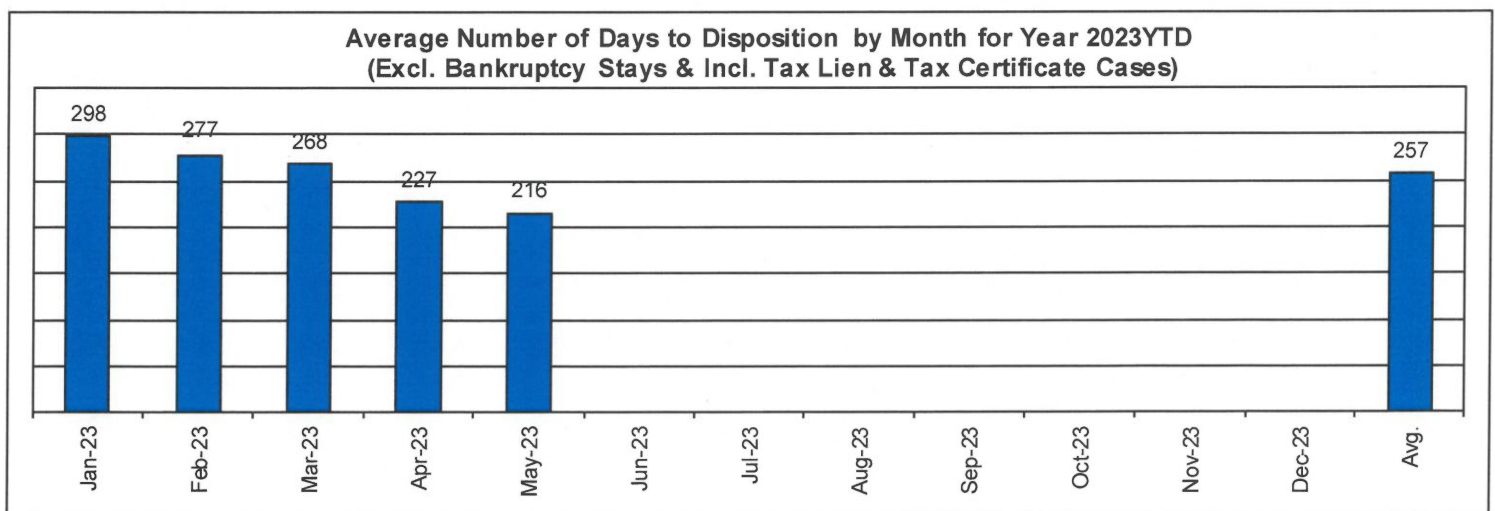
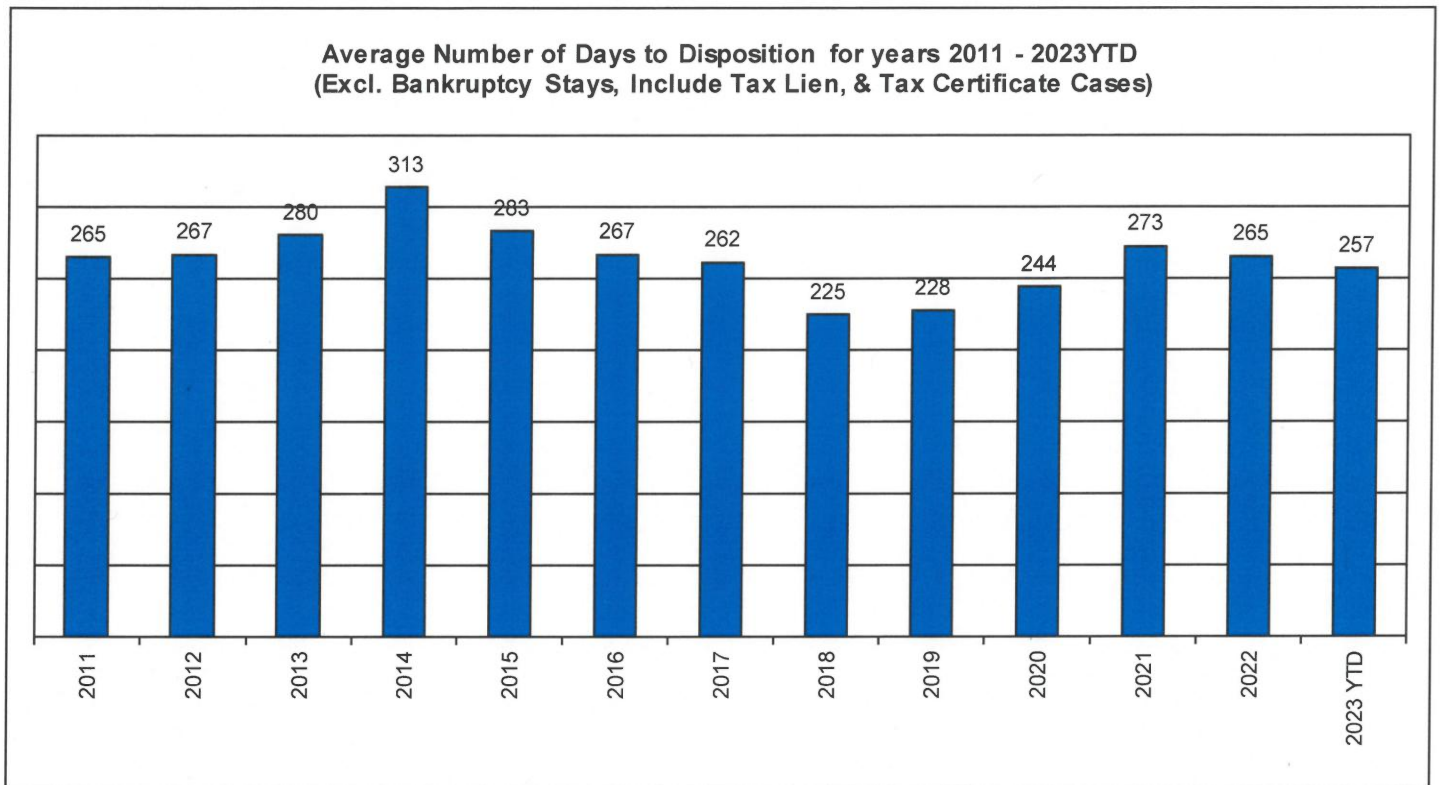
The average number of days to disposition is the number of days from filing to a final disposition entry being filed with the Clerk of Court. The data sample is based on all judicial foreclosure cases terminated by decree or dismissal (cases terminated by bankruptcy are not included) in a month. Each case is examined to determine the number of days between filing and termination with the periods that a case may have been in bankruptcy subtracted. Adding the total days of all of the cases minus bankruptcy periods and dividing by the total number of cases calculates the average. In the following chart, tax judicial foreclosure cases are excluded.



CUYAHOGA COUNTY COMMON PLEAS COURT

Avg. Number of Days to Disp. (Excl. Bank. Stays & Incl. Tax Lien & Tax Cert.)

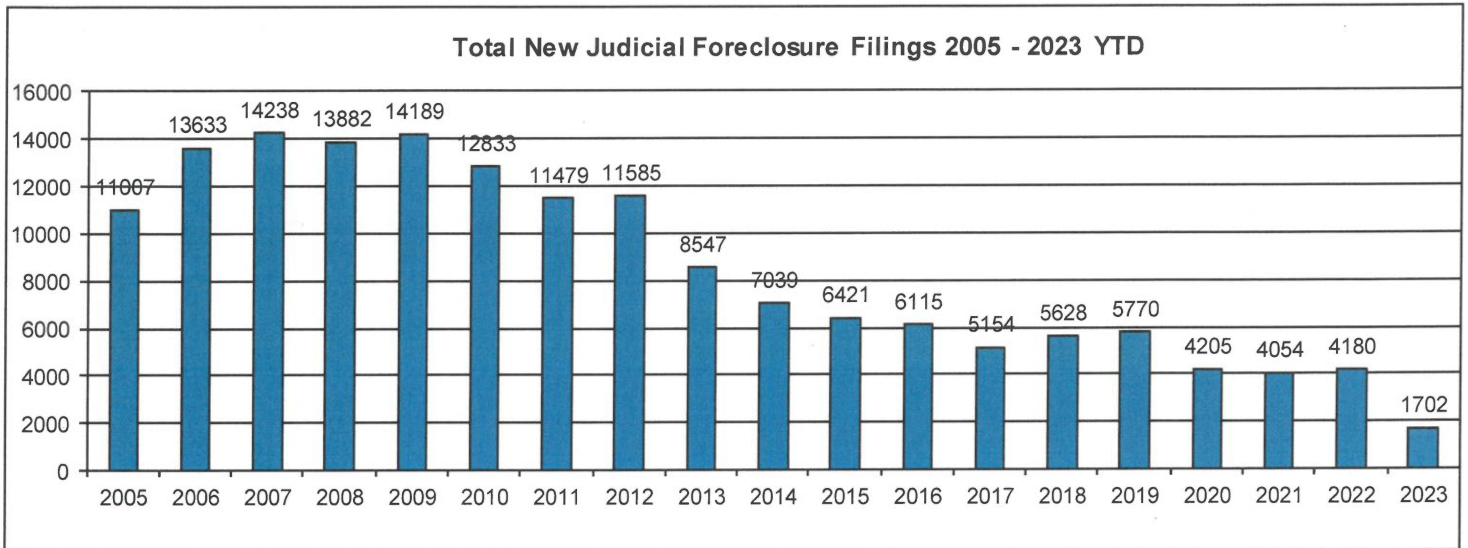
The average number of days to disposition is the number of days from filing to a final disposition entry being filed with the Clerk of Court. The data sample is based on all Judicial Foreclosure cases terminated by decree or dismissal (cases terminated by bankruptcy are not included) in a month. Each case is examined to determine the number of days between filing and termination with the periods that a case may have been in bankruptcy subtracted. Adding the total days of all of the cases minus bankruptcy periods and dividing by the total number of cases calculates the average. In the following chart, all types of Judicial Foreclosure cases are included.



Total New Judicial Foreclosure Filings

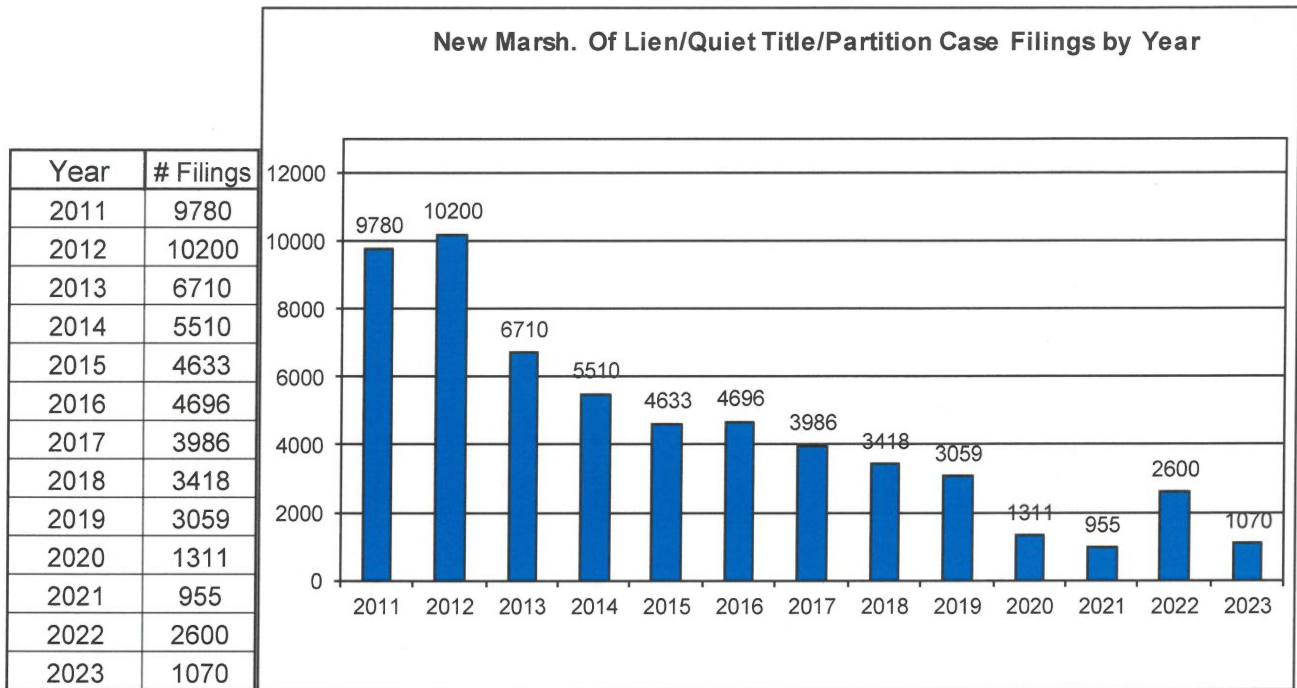
The following charts are provided as a historical view of new judicial foreclosure filings.

1. Total New Judicial Foreclosure Filings from 2005 – 2023 by year
2. Total New Marsh of Lien/Quiet Title/Partition Filings from 2011 – 2023 by month
3. Total New Tax Lien & Tax Certificate Filings for 2011 – 2023 by month
4. Total New Judicial Foreclosure Filings from 2011 – 2023 by month

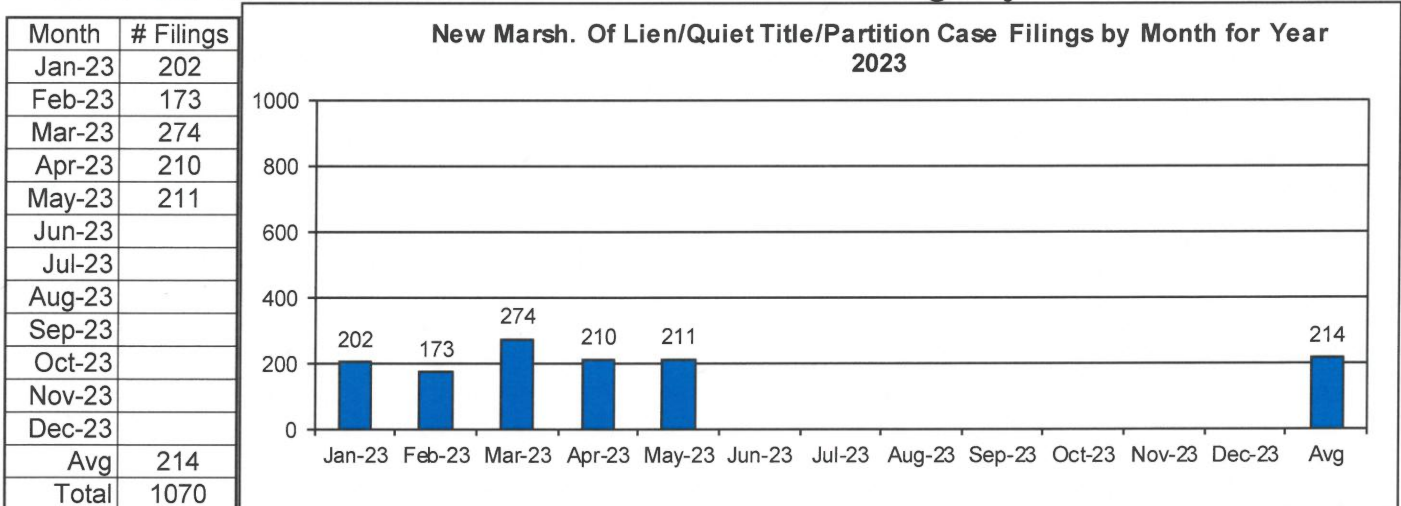


CUYAHOGA COUNTY COMMON PLEAS COURT

New Marsh of Lien/Quiet Title/Partition Case Filings for Years 2011 – 2023 YTD

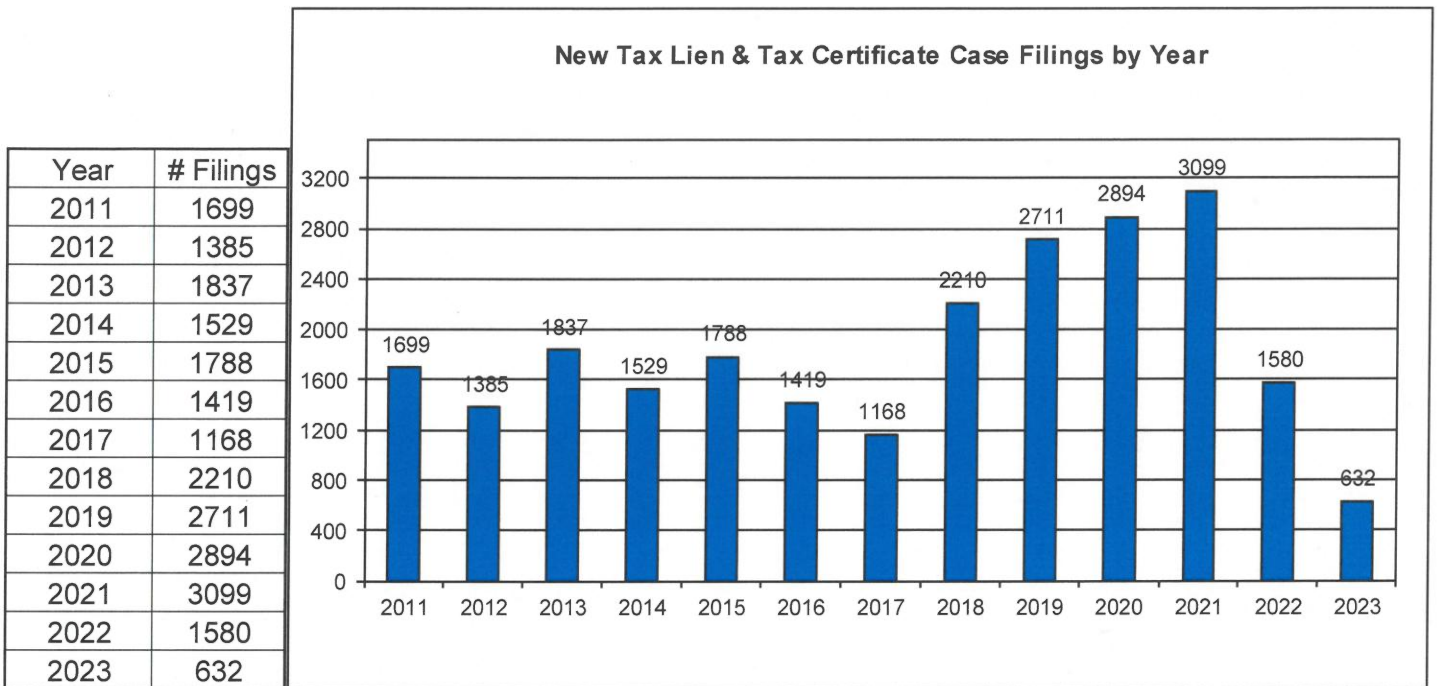


New Marsh of Lien/Quiet Title/Partition Case Filings by month for 2023 YTD

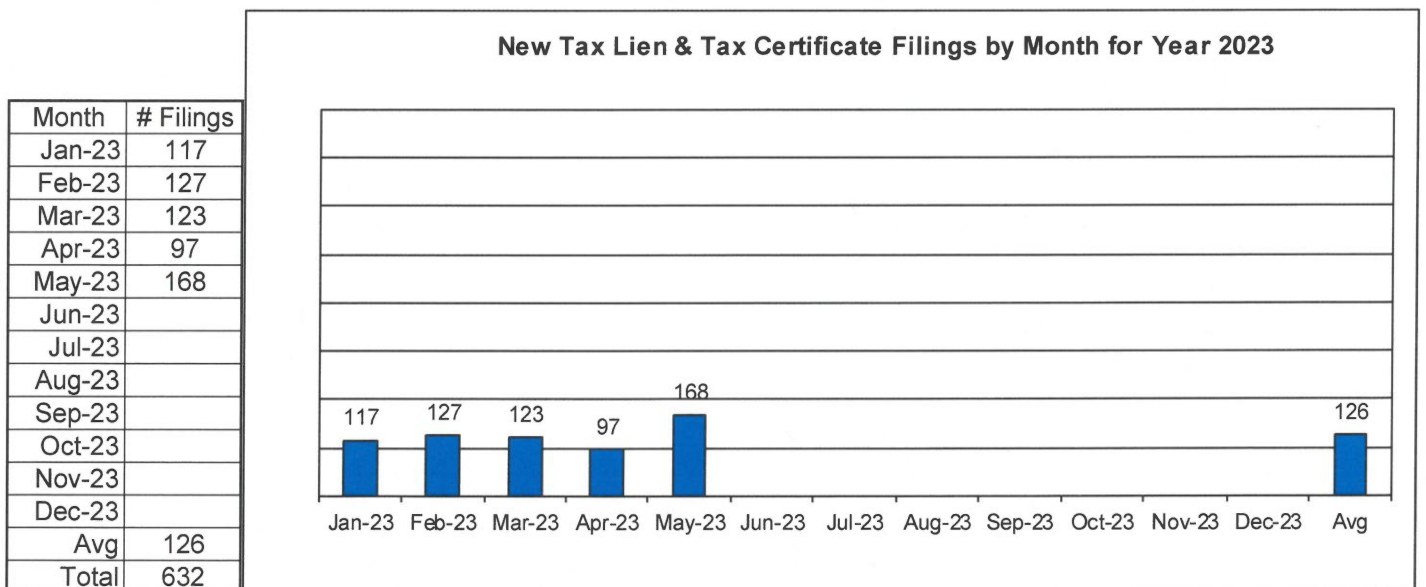


CUYAHOGA COUNTY COMMON PLEAS COURT

New Tax Lien & Certificate Filings for Years 2011 – 2023 YTD



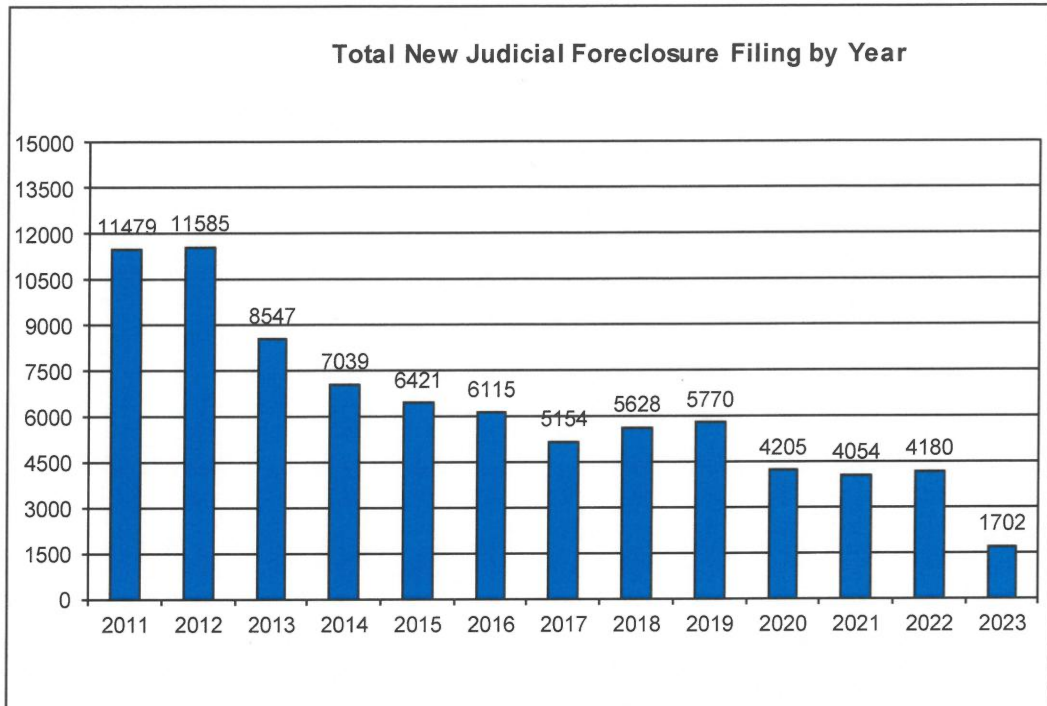
New Tax Lien & Certificate Filings by Month for Year 2023 YTD



CUYAHOGA COUNTY COMMON PLEAS COURT

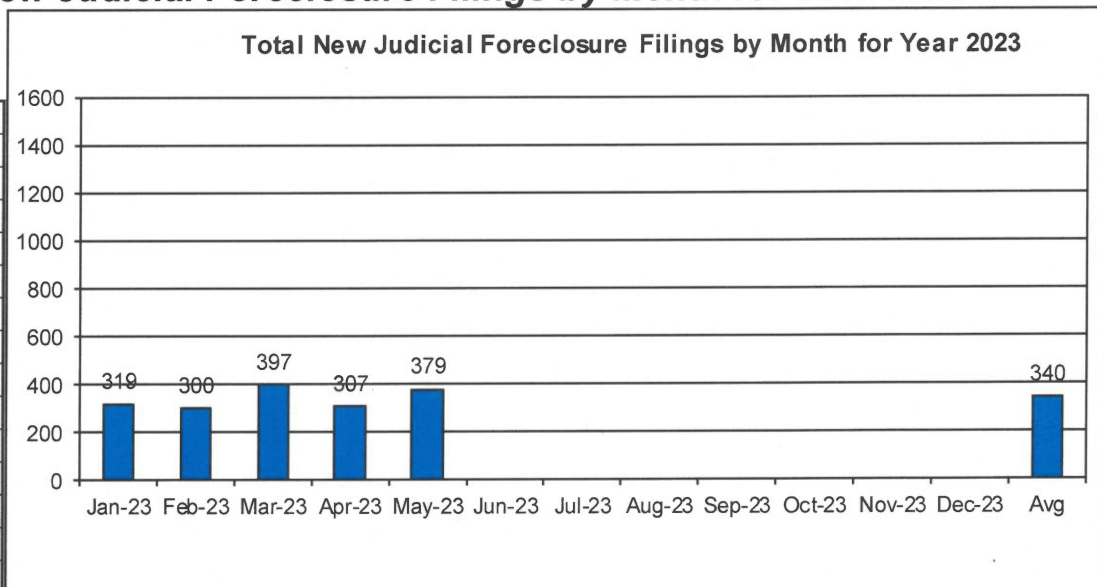
Total New Judicial Foreclosure Filings Years 2011 – 2023 YTD

Year	# Filings
2011	11479
2012	11585
2013	8547
2014	7039
2015	6421
2016	6115
2017	5154
2018	5628
2019	5770
2020	4205
2021	4054
2022	4180
2023YTD	1702



Total New Judicial Foreclosure Filings by Month for Year 2023 YTD

Month	# Filings
Jan-23	319
Feb-23	300
Mar-23	397
Apr-23	307
May-23	379
Jun-23	
Jul-23	
Aug-23	
Sep-23	
Oct-23	
Nov-23	
Dec-23	
Avg	340
Total	1702



Magistrate's Monthly Reports

The Magistrates' Monthly Report consists of 5 reports. Below is a description of each.

Magistrate's Monthly Supplemental Journal Entry Report (R415)

Retrieves total number of supplemental entries and Decrees of Confirmation of Sheriff's sale created during a specific period. A supplemental entry is any journal created by a magistrate, which does not close out a case. For example, any magistrate's order (MG) setting a hearing, any journal entry (JE) ruling on a motion, journals confirming Sheriff's sales, etc.).

Magistrate's Full Disposition Count by Magistrate Report (R413)

Retrieves total number of cases disposed of during a specific period. The dispositions are grouped by Magistrate and then broken down by the type of disposition (i. e. Default, Dismissed with Prejudice, Dismissed without Prejudice, etc.) This report can be printed three different ways. Including tax cases (Full Dispositions), excluding tax cases (Non-Tax Dispositions), and Tax cases only (Tax Dispositions).

Magistrate's Monthly Cases Referred/Reinstated Report (R418)

Retrieves newly filed cases referred to the Magistrates Dept. and cases previously disposed by the Magistrates Dept. that are reinstated and re-referred to the magistrates. The cases are separated by Tax (filing code 1465; Tax Judicial Foreclosure & 1466; Tax Certificate Judicial Foreclosure) and Non-Tax (1460; Judicial Foreclosure Marsh. Of Lien, 1480; Partition, 1470; Quiet Title, misc. (i. e. 1391; Contract Other, etc.).

Magistrate's Monthly Hearing Totals Report (R3146)

Retrieves total number of hearings held during one month. The hearings are grouped by Magistrate and then broken down by what type hearing was held (i. e. Default, Pretrial, etc.).

Magistrate's Monthly Case Load Report (R3147)

Retrieves individual caseload totals for individual magistrates during a specific period. The cases are grouped by magistrate and then broken down by case type (i. e. tax judicial foreclosure, tax certificate judicial foreclosure and non-tax judicial foreclosure).

CUYAHOGA COUNTY COURT OF COMMON PLEAS

DATE: 06/13/2023
TIME: 8:15 AM

OFFICE OF THE MAGISTRATES
MAGISTRATE'S MONTHLY SUPPLEMENTALS BY CASE
REPORTING PERIOD: MAY 2023

PAGE: 1
CMSR415D

SUPPLEMENTALS

AUGUSTYN	184
BUCHA	220
DAY	296
DYKE	215
GOZELANCZYK	339
HEGYES	140
JACKSON	203
JACKSON	183
KLEIN	180
LUCAS	156
LUNSFORD	328
UNACCOUNTED FOR	0

TOTAL 2444

CONFIRMATIONS

TOTAL 3

CUYAHOGA COUNTY COURT OF COMMON PLEAS

OFFICE OF THE MAGISTRATES

Full Disposition Count by Magistrate

REPORTING PERIOD: FROM 05/01/2023 TO 05/31/2023

DATE: 06/13/2023

TIME: 8:16 AM

PAGE: 1

CMSR413

MagID	Dispose Type	Tax Cert.	Tax Treas.	Total
KCA				
	Bank	1	0	1
	Def	0	0	4
	Dism	0	1	18
	Ref. Vacate	0	0	0
	Court Trial	0	0	2
	Other	0	7	13
	<u>MAG'S TOTAL</u>	1	8	<u>38</u>

Decrees	291
Defaults	81
Other	175
Court Trial	35
Dismissals	208
Bankruptcy	15
Ref. Vacated	0
Grand Total	514

SMB				
	Bank	0	0	1
	Def	0	0	6
	Dism	0	1	12
	Ref. Vacate	0	0	0
	Court Trial	0	0	4
	Other	0	6	10
	<u>MAG'S TOTAL</u>	0	7	<u>33</u>

CD				
	Bank	0	0	0
	Def	0	0	8
	Dism	0	1	17
	Ref. Vacate	0	0	0
	Court Trial	0	0	7
	Other	0	13	19
	<u>MAG'S TOTAL</u>	0	14	<u>51</u>

JTD				
	Bank	0	0	2
	Def	0	0	7
	Dism	1	7	28
	Ref. Vacate	0	0	0
	Court Trial	0	0	0
	Other	0	5	7
	<u>MAG'S TOTAL</u>	1	12	<u>44</u>

BSG				
	Bank	0	0	4
	Def	0	0	11
	Dism	0	4	26
	Ref. Vacate	0	0	0
	Court Trial	0	0	0
	Other	0	20	26
	<u>MAG'S TOTAL</u>	0	24	<u>67</u>

DKH				
	Bank	0	0	1
	Def	0	0	7
	Dism	1	2	15
	Ref. Vacate	0	0	0
	Court Trial	0	0	3
	Other	1	12	18
	<u>MAG'S TOTAL</u>	2	14	<u>44</u>

ARJ				
	Bank	0	0	0
	Def	0	0	8
	Dism	1	5	20
	Ref. Vacate	0	0	0
	Court Trial	0	0	0
	Other	0	19	27
	<u>MAG'S TOTAL</u>	1	24	<u>55</u>

JLJ				
	Bank	0	0	1
	Def	0	0	11
	Dism	1	4	17

CUYAHOGA COUNTY COURT OF COMMON PLEAS

OFFICE OF THE MAGISTRATES

Full Disposition Count by Magistrate

REPORTING PERIOD: FROM 05/01/2023 TO 05/31/2023

DATE: 06/13/2023

TIME: 8:16 AM

PAGE: 2

CMSR413

MagID	Dispose Type	Tax Cert.	Tax Treas.	Total
	Ref. Vacate	0	0	0
	Court Trial	0	0	6
	Other	1	14	21
	<u>MAG'S TOTAL</u>	2	18	<u>56</u>
<hr/>				
MK				
	Bank	0	0	3
	Def	0	0	2
	Dism	0	3	16
	Ref. Vacate	0	0	0
	Court Trial	0	0	0
	Other	0	11	15
	<u>MAG'S TOTAL</u>	0	14	<u>36</u>
<hr/>				
PL				
	Bank	0	0	0
	Def	0	0	5
	Dism	1	4	18
	Ref. Vacate	0	0	0
	Court Trial	0	0	9
	Other	1	5	12
	<u>MAG'S TOTAL</u>	2	9	<u>44</u>
<hr/>				
GL				
	Bank	0	0	2
	Def	1	0	12
	Dism	1	5	21
	Ref. Vacate	0	0	0
	Court Trial	0	0	4
	Other	1	2	7
	<u>MAG'S TOTAL</u>	3	7	<u>46</u>

CUYAHOGA COUNTY COURT OF COMMON PLEAS

DATE: 06/13/2023
 TIME: 08:17 AM

OFFICE OF THE MAGISTRATES
 MAGISTRATE'S MONTHLY REF/REIN CASES
 FROM 05/01/2023 TO 05/31/2023

CMSR418

MAGISTRATE	NEW REFERRALS				REINSTATED			
	Tax Treas.	Tax Cert.	Non-Tax	Total	Tax Treas.	Tax Cert.	Non-Tax	Total
<u>AUGUSTYN/KEVIN/C</u>	12	2	19	33	0	0	0	0
<u>BUCHA/STEPHEN/M</u>	5	1	20	26	0	0	0	0
<u>DAY/CHRISTOPHER/</u>	15	1	31	47	0	1	1	2
<u>DYKE/JOHNT</u>	17	0	23	40	0	0	2	2
<u>GOZELANCZYK/BRIAN/S</u>	21	3	19	43	0	0	5	5
<u>HEGYES/DEAN/K</u>	19	3	28	50	0	0	1	1
<u>JACKSON/AMY/R</u>	13	0	37	50	0	0	3	3
<u>JACKSON/JIM/L</u>	17	1	34	52	0	0	0	0
<u>KLEIN/MONICA/</u>	8	0	34	42	1	0	1	2
<u>LUCAS/PAUL/</u>	16	2	34	52	1	0	1	2
<u>LUNSFORD/GINA/</u>	15	0	33	48	0	0	3	3
<u>TOTAL</u>	158	13	312	483	2	1	17	20
<u>COMBINED TOTAL</u>	503							

CUYAHOGA COUNTY COURT OF COMMON PLEAS

OFFICE OF THE MAGISTRATES

MAG MONTHLY HEARING TOTALS

Reporting Period: May 2023

DATE: 06/13/2023
TIME: 08:17 AM

PAGE: 1
CMSR3146

Monthly Hearing Total 563

AUGUSTYN
 Default Hearings 0
 Tax Hearings 0
 Pretrials 38

 TOTAL: 38

BUCHA
 Default Hearings 0
 Tax Hearings 0
 Pretrials 57

 TOTAL: 57

DAY
 Default Hearings 0
 Tax Hearings 0
 Pretrials 46

 TOTAL: 46

DYKE
 Default Hearings 7
 Tax Hearings 10
 Pretrials 9

 TOTAL: 26

GOZELANCZYK
 Default Hearings 0
 Tax Hearings 0
 Pretrials 60

 TOTAL: 60

HEGYES
 Default Hearings 0
 Tax Hearings 0
 Pretrials 54

 TOTAL: 54

JACKSON
 Default Hearings 19
 Tax Hearings 13
 Pretrials 35

 TOTAL: 67

JACKSON
 Default Hearings 27
 Tax Hearings 9
 Pretrials 30

 TOTAL: 66

KLEIN
 Default Hearings 0
 Tax Hearings 0
 Pretrials 56

 TOTAL: 56

LUCAS
 Default Hearings 0
 Tax Hearings 0
 Pretrials 41

 TOTAL: 41

CUYAHOGA COUNTY COURT OF COMMON PLEAS

OFFICE OF THE MAGISTRATES

MAG MONTHLY HEARING TOTALS

Reporting Period: May 2023

DATE: 06/13/2023
TIME: 08:17 AM

PAGE: 2
CMSR3146

TOTAL:	41
LUNSFORD	
Default Hearings	0
Tax Hearings	0
Pretrials	52
<hr/>	
TOTAL:	52

CUYAHOGA COUNTY COURT OF COMMON PLEAS

DATE: 06/13/2023
 TIME: 8:17 AM

Office of the Magistrates
 Magistrate's Monthly Case Load
 MONTH: MAY 2023

PAGE: 1
 CMSR3147

Magistrate Name	Non Tax Total	Tax Cert.	Tax Treas.	Total Tax	Total Cases
AUGUSTYN	81	5	55	60	141
BUCHA	107	5	33	38	145
DAY	150	6	58	64	214
DYKE	121	3	69	72	193
GOZELANCZYK	206	8	92	100	306
HEGYES	235	9	89	98	333
JACKSON	197	6	58	64	261
JACKSON	176	5	71	76	252
KLEIN	164	5	69	74	238
LUCAS	211	4	97	101	312
LUNSFORD	156	2	87	89	245
Non Tax Total:	1804	Cert.Tax Total: 58	Tax Treas. Total: 778	Total Tax: 836	Total Cases: 2640

Report CMSR1062 - Judicial Foreclosure Statistics by Judge

Report CMSR1062 provides a list of judicial foreclosure case activity for each Judge. The report identifies how many cases were pending at the beginning of the period. The new cases filed and cases that were transferred in or reactivated are added to the number pending at the beginning of the period. It then shows the type and number of terminations for the period. The total terminations are subtracted from the total pending which provides the pending at the end of the period.

CUYAHOGA COUNTY COURT OF COMMON PLEAS

DATE: 06/13/2023
TIME: 08:12 AM

Foreclosure Statistics by Judge
Reporting Period: May 2023

PAGE: 1
CMSR1062

Judge

AMBROSE, DICK							
Pending at Beg of Period			New Cases Filed		Cases Transferred In / Reactivated		Total
	1		0		0		1
Terminations							
	Bankruptcy	Default	RefVacated	Court Trial	Dismiss	Other	Total
	0	0	0	0	0	0	0
Total Pending at End of Period							1

BELL, RICHARD A							
Pending at Beg of Period			New Cases Filed		Cases Transferred In / Reactivated		Total
	76		7		0		83
Terminations							
	Bankruptcy	Default	RefVacated	Court Trial	Dismiss	Other	Total
	1	3	0	0	8	9	21
Total Pending at End of Period							62

CALABRESE, DEENA R							
Pending at Beg of Period			New Cases Filed		Cases Transferred In / Reactivated		Total
	88		8		2		98
Terminations							
	Bankruptcy	Default	RefVacated	Court Trial	Dismiss	Other	Total
	2	1	0	0	6	9	18
Total Pending at End of Period							80

CLANCY, MAUREEN							
Pending at Beg of Period			New Cases Filed		Cases Transferred In / Reactivated		Total
	65		13		1		79
Terminations							
	Bankruptcy	Default	RefVacated	Court Trial	Dismiss	Other	Total
	0	2	0	0	3	3	8
Total Pending at End of Period							71

COLLIER-WILLIAMS, CASSANDRA							
Pending at Beg of Period			New Cases Filed		Cases Transferred In / Reactivated		Total
	67		9		1		77
Terminations							
	Bankruptcy	Default	RefVacated	Court Trial	Dismiss	Other	Total
	0	0	0	0	9	0	9
Total Pending at End of Period							68

CORRIGAN, PETER J							
Pending at Beg of Period			New Cases Filed		Cases Transferred In / Reactivated		Total
	51		8		0		59
Terminations							
	Bankruptcy	Default	RefVacated	Court Trial	Dismiss	Other	Total
	0	2	0	0	5	1	8
Total Pending at End of Period							51

FUERST, NANCY A							
Pending at Beg of Period			New Cases Filed		Cases Transferred In / Reactivated		Total
	77		16		1		94
Terminations							
	Bankruptcy	Default	RefVacated	Court Trial	Dismiss	Other	Total
	0	4	0	0	8	8	20
Total Pending at End of Period							74

GALL, STEVEN E

CUYAHOGA COUNTY COURT OF COMMON PLEAS

DATE: 06/13/2023
TIME: 08:12 AM

Foreclosure Statistics by Judge
Reporting Period: May 2023

PAGE: 2
CMSR1062

Judge							
	Pending at Beg of Period		New Cases Filed		Cases Transferred In / Reactivated		Total
	82		9		1		92
Terminations	Bankruptcy	Default	RefVacated	Court Trial	Dismiss	Other	Total
	0	2	0	0	4	10	16
	Total Pending at End of Period						76
GALLAGHER, HOLLIE L							
	Pending at Beg of Period		New Cases Filed		Cases Transferred In / Reactivated		Total
	61		13		2		76
Terminations	Bankruptcy	Default	RefVacated	Court Trial	Dismiss	Other	Total
	0	3	0	0	4	5	12
	Total Pending at End of Period						64
GALLAGHER, KELLY ANN							
	Pending at Beg of Period		New Cases Filed		Cases Transferred In / Reactivated		Total
	110		8		2		120
Terminations	Bankruptcy	Default	RefVacated	Court Trial	Dismiss	Other	Total
	1	4	0	0	6	15	26
	Total Pending at End of Period						94
GALLAGHER, SHANNON M							
	Pending at Beg of Period		New Cases Filed		Cases Transferred In / Reactivated		Total
	58		9		0		67
Terminations	Bankruptcy	Default	RefVacated	Court Trial	Dismiss	Other	Total
	0	3	0	0	3	1	7
	Total Pending at End of Period						60
GAUL, DANIEL							
	Pending at Beg of Period		New Cases Filed		Cases Transferred In / Reactivated		Total
	71		14		0		85
Terminations	Bankruptcy	Default	RefVacated	Court Trial	Dismiss	Other	Total
	0	2	0	0	1	6	9
	Total Pending at End of Period						76
HAGAN, EMILY							
	Pending at Beg of Period		New Cases Filed		Cases Transferred In / Reactivated		Total
	74		9		2		85
Terminations	Bankruptcy	Default	RefVacated	Court Trial	Dismiss	Other	Total
	0	1	0	0	4	4	9
	Total Pending at End of Period						76
KELLEY, KEVIN J							
	Pending at Beg of Period		New Cases Filed		Cases Transferred In / Reactivated		Total
	76		17		2		95
Terminations	Bankruptcy	Default	RefVacated	Court Trial	Dismiss	Other	Total
	0	4	0	0	6	8	18
	Total Pending at End of Period						77
KILBANE, ASHLEY							

CUYAHOGA COUNTY COURT OF COMMON PLEAS

DATE: 06/13/2023
 TIME: 08:12 AM

Foreclosure Statistics by Judge
 Reporting Period: May 2023

PAGE: 3
 CMSR1062

Judge							
	Pending at Beg of Period		New Cases Filed		Cases Transferred In / Reactivated		Total
	82		15		1		98
Terminations	Bankruptcy	Default	RefVacated	Court Trial	Dismiss	Other	Total
	3	3	0	0	6	5	17
	Total Pending at End of Period						81
MATIA, DAVID T							
	Pending at Beg of Period		New Cases Filed		Cases Transferred In / Reactivated		Total
	89		14		1		104
Terminations	Bankruptcy	Default	RefVacated	Court Trial	Dismiss	Other	Total
	0	2	0	0	2	5	9
	Total Pending at End of Period						95
MCCORMICK, TIMOTHY							
	Pending at Beg of Period		New Cases Filed		Cases Transferred In / Reactivated		Total
	74		8		2		84
Terminations	Bankruptcy	Default	RefVacated	Court Trial	Dismiss	Other	Total
	0	3	0	0	5	1	9
	Total Pending at End of Period						75
MCDONNELL, NANCY R							
	Pending at Beg of Period		New Cases Filed		Cases Transferred In / Reactivated		Total
	4		0		0		4
Terminations	Bankruptcy	Default	RefVacated	Court Trial	Dismiss	Other	Total
	0	0	0	0	0	0	0
	Total Pending at End of Period						4
MCGINTY, WILLIAM T							
	Pending at Beg of Period		New Cases Filed		Cases Transferred In / Reactivated		Total
	65		11		0		76
Terminations	Bankruptcy	Default	RefVacated	Court Trial	Dismiss	Other	Total
	1	3	0	0	5	1	10
	Total Pending at End of Period						66
MIDAY, SHERRIE							
	Pending at Beg of Period		New Cases Filed		Cases Transferred In / Reactivated		Total
	66		13		0		79
Terminations	Bankruptcy	Default	RefVacated	Court Trial	Dismiss	Other	Total
	1	4	0	0	6	7	18
	Total Pending at End of Period						61
MOONEY, BRIAN							
	Pending at Beg of Period		New Cases Filed		Cases Transferred In / Reactivated		Total
	88		13		0		101
Terminations	Bankruptcy	Default	RefVacated	Court Trial	Dismiss	Other	Total
	0	1	0	0	4	3	8
	Total Pending at End of Period						93
O'DONNELL, JENNIFER							

CUYAHOGA COUNTY COURT OF COMMON PLEAS

DATE: 06/13/2023
TIME: 08:12 AM

Foreclosure Statistics by Judge
Reporting Period: May 2023

PAGE: 4
CMSR1062

Judge							
	Pending at Beg of Period		New Cases Filed	Cases Transferred In / Reactivated			Total
	84		11	0			95
Terminations	Bankruptcy	Default	RefVacated	Court Trial	Dismiss	Other	Total
	0	2	0	0	7	5	14
	Total Pending at End of Period						81
O'DONNELL, JOHN P							
	Pending at Beg of Period		New Cases Filed	Cases Transferred In / Reactivated			Total
	65		11	1			77
Terminations	Bankruptcy	Default	RefVacated	Court Trial	Dismiss	Other	Total
	0	4	0	0	3	5	12
	Total Pending at End of Period						65
RUSSO, JOHN J							
	Pending at Beg of Period		New Cases Filed	Cases Transferred In / Reactivated			Total
	70		6	1			77
Terminations	Bankruptcy	Default	RefVacated	Court Trial	Dismiss	Other	Total
	1	2	0	0	3	8	14
	Total Pending at End of Period						63
RUSSO, MICHAEL J							
	Pending at Beg of Period		New Cases Filed	Cases Transferred In / Reactivated			Total
	68		7	0			75
Terminations	Bankruptcy	Default	RefVacated	Court Trial	Dismiss	Other	Total
	0	2	0	0	1	7	10
	Total Pending at End of Period						65
RUSSO, NANCY MARGARET							
	Pending at Beg of Period		New Cases Filed	Cases Transferred In / Reactivated			Total
	56		12	0			68
Terminations	Bankruptcy	Default	RefVacated	Court Trial	Dismiss	Other	Total
	0	2	0	0	6	6	14
	Total Pending at End of Period						54
SAFFOLD, JEFFREY P							
	Pending at Beg of Period		New Cases Filed	Cases Transferred In / Reactivated			Total
	58		13	1			72
Terminations	Bankruptcy	Default	RefVacated	Court Trial	Dismiss	Other	Total
	0	1	0	0	6	7	14
	Total Pending at End of Period						58
SAFFOLD, SHIRLEY STRICKLAND							
	Pending at Beg of Period		New Cases Filed	Cases Transferred In / Reactivated			Total
	82		13	0			95
Terminations	Bankruptcy	Default	RefVacated	Court Trial	Dismiss	Other	Total
	1	1	0	0	5	6	13
	Total Pending at End of Period						82
SANTOLI, ANDREW J.							

CUYAHOGA COUNTY COURT OF COMMON PLEAS

DATE: 06/13/2023
TIME: 08:12 AM

Foreclosure Statistics by Judge
Reporting Period: May 2023

PAGE: 5
CMSR1062

Judge

Pending at Beg of Period		New Cases Filed		Cases Transferred In / Reactivated		Total
79		11		1		91
Terminations						
Bankruptcy	0	Default	1	RefVacated	0	Court Trial
					0	Dismiss
					2	Other
					2	Total
						5
						Total Pending at End of Period
						86

SHAUGHNESSY, MICHAEL P

Pending at Beg of Period		New Cases Filed		Cases Transferred In / Reactivated		Total
72		11		0		83
Terminations						
Bankruptcy	1	Default	2	RefVacated	0	Court Trial
					0	Dismiss
					7	Other
						11
						Total
						21
						Total Pending at End of Period
						62

SHEEHAN, BRENDAN J

Pending at Beg of Period		New Cases Filed		Cases Transferred In / Reactivated		Total
41		7		0		48
Terminations						
Bankruptcy	1	Default	0	RefVacated	0	Court Trial
					0	Dismiss
					2	Other
						2
						Total
						5
						Total Pending at End of Period
						43

SUTULA, JOHN D

Pending at Beg of Period		New Cases Filed		Cases Transferred In / Reactivated		Total
94		12		2		108
Terminations						
Bankruptcy	0	Default	4	RefVacated	0	Court Trial
					0	Dismiss
					7	Other
						5
						Total
						16
						Total Pending at End of Period
						92

SUTULA, KATHLEEN ANN

Pending at Beg of Period		New Cases Filed		Cases Transferred In / Reactivated		Total
68		10		3		81
Terminations						
Bankruptcy	1	Default	3	RefVacated	0	Court Trial
					0	Dismiss
					12	Other
						2
						Total
						18
						Total Pending at End of Period
						63

SYNENBERG, JOAN

Pending at Beg of Period		New Cases Filed		Cases Transferred In / Reactivated		Total
73		10		1		84
Terminations						
Bankruptcy	0	Default	1	RefVacated	0	Court Trial
					0	Dismiss
					7	Other
						10
						Total
						18
						Total Pending at End of Period
						66

TURNER, DEBORAH M

Pending at Beg of Period		New Cases Filed		Cases Transferred In / Reactivated		Total
84		16		1		101
Terminations						
Bankruptcy	1	Default	7	RefVacated	0	Court Trial
					0	Dismiss
					7	Other
						0
						Total
						15
						Total Pending at End of Period
						86

VODREY, WILLIAM F. B.

CUYAHOGA COUNTY COURT OF COMMON PLEAS

DATE: 06/13/2023
 TIME: 08:12 AM

Foreclosure Statistics by Judge
 Reporting Period: May 2023

PAGE: 6
 CMSR1062

Judge

Pending at Beg of Period		New Cases Filed		Cases Transferred In / Reactivated			Total
	86		15		1		102
Terminations	Bankruptcy	Default	RefVacated	Court Trial	Dismiss	Other	Total
	0	2	0	0	4	1	7
					Total Pending at End of Period		95

Monthly Summary

MONTHLY SUMMARY

May 2023

NAME	PEND	ASSIGNED			TRIALS						DISP	PENDING				+ -
		CV	CR	TOT	JURY			COURT				CV	FR	CR	TOT	
Richard A. Bell	390	49	34	83	0	0	0	0	0	0	96	216	61	100	377	+ 13
Deena R. Calabrese	392	52	31	83	0	0	0	0	0	0	93	199	80	103	382	+ 10
Maureen Clancy	374	49	31	80	0	5	5	0	0	0	91	184	71	108	363	+ 11
Cassandra Collier-Willia	511	48	39	87	0	0	0	0	2	2	94	236	65	203	504	+ 7
Peter J. Corrigan	499	46	34	80	0	1	1	0	0	0	101	266	51	161	478	+ 21
Nancy A. Fuerst	409	54	33	87	0	0	0	0	0	0	93	223	74	106	403	+ 6
Steven E. Gall	492	51	41	92	0	2	2	0	0	0	93	225	75	191	491	+ 1
Hollie L. Gallagher	376	56	19	75	0	1	1	0	0	0	85	214	63	89	366	+ 10
Kelly A. Gallagher	439	50	25	75	0	2	2	0	2	2	92	242	93	87	422	+ 17
Shannon M. Gallagher	370	48	40	88	0	0	0	0	0	0	105	196	60	97	353	+ 17
Daniel Gaul	469	52	34	86	0	0	0	1	0	1	98	220	76	161	457	+ 12
Emily Hagan	372	51	27	78	0	2	2	0	0	0	96	193	76	85	354	+ 18
Kevin J. Kelley	534	50	31	81	0	3	3	0	0	0	76	218	75	246	539	- 5
Ashley Kilbane	418	51	25	76	0	2	2	0	0	0	103	192	81	118	391	+ 27
David T. Matia	428	51	33	84	0	0	0	0	0	0	76	237	95	104	436	- 8
Timothy McCormick	383	54	40	94	0	1	1	0	0	0	76	229	74	98	401	- 18
William T. McGinty	476	48	28	76	0	0	0	0	1	1	82	256	66	148	470	+ 6
Sherrie Miday	436	51	33	84	0	1	1	0	0	0	100	242	61	117	420	+ 16
Brian Mooney	446	51	25	76	0	0	0	0	0	0	68	220	93	141	454	- 8
Jennifer O'Donnell	477	51	25	76	0	1	1	1	0	1	88	199	80	186	465	+ 12
John P. O'Donnell	406	47	31	78	0	0	0	1	1	2	90	210	65	119	394	+ 12
John J. Russo	360	54	28	82	1	0	1	0	0	0	94	171	63	114	348	+ 12
Michael J. Russo	398	44	29	73	0	0	0	0	0	0	76	218	64	113	395	+ 3
Nancy Margaret Russo	231	52	28	80	0	0	0	0	0	0	86	116	54	55	225	+ 6
Jeffrey P. Saffold	549	52	28	80	0	0	0	0	2	2	95	292	56	186	534	+ 15
Shirley Strickland Saffold	458	51	30	81	0	0	0	1	0	1	84	221	82	152	455	+ 3
Andrew J. Santoli	400	49	35	84	0	1	1	0	0	0	76	237	86	85	408	- 8
Michael P. Shaughnessy	393	50	28	78	0	1	1	0	1	1	114	194	60	103	357	+ 36
Brendan J. Sheehan	146	25	9	34	0	1	1	0	0	0	21	101	41	17	159	- 13
John D. Sutula	703	53	39	92	1	1	2	0	0	0	135	322	90	248	660	+ 43
Kathleen Ann Sutula	519	52	38	90	0	1	1	0	0	0	96	235	62	216	513	+ 6
Joan Synenberg	503	51	25	76	0	0	0	0	2	2	124	241	64	150	455	+ 48
Deborah M. Turner	545	51	36	87	0	1	1	1	0	1	97	274	86	175	535	+ 10
William F.B. Vodrey	539	49	33	82	0	2	2	0	0	0	86	244	93	198	535	+ 4
TOTALS	14841	1693	1045	2738	2	29	31	5	11	16	3080	7483	2436	4580	14499	+ 342

Year to Date Summary

SUMMARY FOR THE COURT

January - May 2023

NAME	PEND	ASSIGNED			TRIALS						DISP	PENDING				+ -
		CV	CR	TOT	JURY			COURT				CV	FR	CR	TOT	
Richard A. Bell	388	237	161	398	0	4	4	1	0	1	409	216	61	100	377	+ 11
Deena R. Calabrese	451	235	155	390	0	1	1	0	0	0	459	199	80	103	382	+ 69
Maureen Clancy	373	226	149	375	2	10	12	1	0	1	385	184	71	108	363	+ 10
Cassandra Collier-Willia	511	220	188	408	0	3	3	0	3	3	415	236	65	203	504	+ 7
Peter J. Corrigan	489	214	149	363	1	4	5	0	0	0	374	266	51	161	478	+ 11
Nancy A. Fuerst	409	257	158	415	2	3	5	1	0	1	421	223	74	106	403	+ 6
Steven E. Gall	488	235	193	428	0	6	6	2	2	4	425	225	75	191	491	- 3
Hollie L. Gallagher	387	235	134	369	2	2	4	0	2	2	390	214	63	89	366	+ 21
Kelly A. Gallagher	417	231	147	378	1	5	6	0	2	2	373	242	93	87	422	- 5
Shannon M. Gallagher	435	230	164	394	0	0	0	1	0	1	476	196	60	97	353	+ 82
Daniel Gaul	499	225	186	411	0	4	4	1	0	1	453	220	76	161	457	+ 42
Emily Hagan	461	227	180	407	0	5	5	0	2	2	514	193	76	85	354	+ 107
Kevin J. Kelley	525	234	192	426	0	4	4	0	0	0	412	218	75	246	539	- 14
Ashley Kilbane	438	236	154	390	0	3	3	0	1	1	437	192	81	118	391	+ 47
David T. Matia	422	230	147	377	0	2	2	0	1	1	363	237	95	104	436	- 14
Timothy McCormick	403	236	160	396	1	2	3	2	1	3	398	229	74	98	401	+ 2
William T. McGinty	472	227	173	400	0	3	3	0	3	3	402	256	66	148	470	+ 2
Sherrie Miday	501	233	150	383	0	3	3	2	1	3	464	242	61	117	420	+ 81
Brian Mooney	405	248	174	422	0	2	2	0	0	0	373	220	93	141	454	- 49
Jennifer O'Donnell	494	241	150	391	0	1	1	2	0	2	420	199	80	186	465	+ 29
John P. O'Donnell	372	214	149	363	2	2	4	1	2	3	341	210	65	119	394	- 22
John J. Russo	356	237	161	398	1	3	4	1	0	1	406	171	63	114	348	+ 8
Michael J. Russo	390	218	118	336	1	4	5	0	0	0	331	218	64	113	395	- 5
Nancy Margaret Russo	253	249	129	378	0	1	1	0	0	0	406	116	54	55	225	+ 28
Jeffrey P. Saffold	568	236	185	421	0	2	2	0	5	5	455	292	56	186	534	+ 34
Shirley Strickland Saffold	525	242	157	399	0	5	5	2	0	2	469	221	82	152	455	+ 70
Andrew J. Santoli	443	231	151	382	1	5	6	0	0	0	417	237	86	85	408	+ 35
Michael P. Shaughnessy	373	231	176	407	0	4	4	1	3	4	423	194	60	103	357	+ 16
Brendan J. Sheehan	149	119	40	159	0	1	1	2	0	2	149	101	41	17	159	- 10
John D. Sutula	744	235	208	443	2	3	5	3	2	5	527	322	90	248	660	+ 84
Kathleen Ann Sutula	525	236	174	410	0	2	2	1	1	2	422	235	62	216	513	+ 12
Joan Synenberg	564	281	190	471	0	3	3	4	2	6	580	241	64	150	455	+ 109
Deborah M. Turner	534	268	184	452	2	3	5	3	1	4	451	274	86	175	535	- 1
William F.B. Vodrey	571	231	175	406	0	6	6	0	1	1	442	244	93	198	535	+ 36
TOTALS	15335	7885	5461	13346	18	111	129	31	35	66	14182	7483	2436	4580	14499	+ 836

Corrections/Adjustments